

Insert county  
logo here  
(>Insert>Picture)

**Board Chair:**  
Michael Sponhour  
**Executive Director: James  
H. Riddle, Jr.**  
**Contact Information:**  
101 West Columbia Ave  
Batesburg-Leesville, SC  
29006  
**Phone:** 803 422-9180  
**Fax:** 803 532-6497  
**E-mail:**  
jriddle@lex3.k12.sc.us  
**Web site:**  
lcfirststeps.blogspot.com

---

**Total children in county under  
age 6: 20,046**

**Children under age 6 living in  
poverty: 7.4%**

---

### **Lexington County Highlights**

- 287 families received in-home parenting services.
- “Our childcare could never have made the improvements in teacher education without First Steps intervention.” (COE)
- The annual Early Care and Education Conference is the largest in South Carolina.

# **Lexington County First Steps Partnership**

## *Fiscal Year 2009 Annual Report*

### **EXECUTIVE DIRECTOR’S MESSAGE**

Collaboration, partnership and community effort continue as the foundational characteristics of Lexington County First Steps, governed by an involved and dedicated Board of Directors. Our county continues as a testimony to the efforts of the community reflecting the collective wisdom of many partners. Parenting Services is the largest single program serving 287 families with 372 children in the five school districts. Each Parent Center is unique to its community, but cooperating through sharing of common vision and purpose. *From Day One to Grade One*, the new mom’s hospital bags delivered to Lexington Medical Center, (3,000+ births in FY09) defines collaboration to its fullest extent with 100% of materials and labor donated by multiple partnering agencies. Childcare Quality Enhancement and two Centers of Excellence grants have greatly increased a presence in childcare provider services specific to Swansea and Gaston in Lexington School District Four. In addition, monthly training workshops (\$7.50 per hour) are offered for childcare providers averaging 15 to 20 participants. All training opportunities are presented by qualified instructors certified through the Center for Child Care Career Development (CCCCD). The annual Early Care and Education Conference, (\$50/participant – 400 in 2009), is the largest First Steps county partnership conference in SC. Hosted at Batesburg-Leesville High School, the entire school campus and Fine Arts Center are utilized, offering 6 hours of continuing education, vendor exhibits and lunch. Monthly workshops as well as the annual conference are self sustaining financially. Countdown to Kindergarten (CTK) served 80 children with 4 of our 5 school districts participating and with these districts all sharing in funding this kindergarten transition program. Two districts each fully funded an additional 10 students and one district funded 20 additional students. New standards of accountability with measurable results are absolutely necessary across all programs. Consequently, data management has become a major focus. Accountability standards for 2009 have challenged programs’ routines and given insight for justification of services, often in areas very difficult to qualify. Lexington County First Steps is committed to meeting these requirements and challenges and it has made necessary modifications to accommodate these standards.

Insert county  
logo here  
(>Insert>Picture)

# Insert Name County First Steps Partnership *Fiscal Year 2008 Annual Report*

## **First Steps to School Readiness Strategy Areas**

*The First Steps initiative approaches children's school readiness needs in five ways:*

**Family Strengthening:** A parent is a child's first and best teacher. First Steps works to help parents become the best parents they can be. First Steps also helps parents further their own education.

**Healthy Start:** Children's development and ability to learn are profoundly impacted by their health in the earliest years. First Steps works to help families understand children's health needs through education and screenings while also working to help them access needed health services.

**Quality Child Care:** Quality child care provides immediate and long-term learning benefits for children. First Steps works to expand the availability of quality child-care to families and to enhance the level of quality in existing child-care environments.

**Early Education:** Research shows that children who participate in high-quality preschool classes are more likely to start school ready to learn, as well as be more successful later in life. First Steps works to expand high-quality 3-year-old and 4-year-old kindergarten opportunities in public and private settings.

**School Transition:** The transition into kindergarten is a critical time that sets the tone for children's perspectives about the school years, as well their parents' perspectives. Making a strong initial connection between school and home -- and supporting both parents and students during this transition time -- has been shown to impact students' later school success and parents' later involvement during the school years.

# **2008-09 County Partnership Programs by Strategy**

## **FAMILY STRENGTHENING.**

### **Parents As Teachers**

**Program description:** The national program, Parents As Teachers, an in-home visitation program, is the model used in each of Lexington County's five school districts and has been our model since the inception of First Steps in Lexington County (2001). Before this date, there were parenting services using PAT in some of the five school districts, and in 2001, services were added to all districts and expanded in those already existing. Originally, a single visit was made monthly with a few exceptions where the assessment indicated additional visits. Now all families receive two monthly visits with intensity being the focus for fewer families.

### **Program results:**

- 287 families with 372 children served
  - Average months enrolled in fiscal year 7.11
  - Total visits 3,538
  - Average visits per family per month 1.73
  - Note: Standard is 2.0 with minimum of 1.5. Lexington County met this requirement in 2009. All Parent Centers attempt a minimum of 2 visits per month. All families receive an attempted two monthly visits with intensity being the focus for fewer families. Actual number of visits for an individual family is determined by the needs assessment.
- New assessment tools, Key to Interactive Parenting Scale (KIPS) and Adult Child Interactive Reading Inventory (ACIRI) were first used in 2008. Utilization of these tools has been challenging and required training and understanding. These instruments are now used appropriately in all Parent Centers. Video taping of the parent and child in the home (required by KIPS) has proven to be a challenging requirement but advantageous in the assessment process
  - Note: Standard for use of KIPS is 75%. Lexington County reached 78% utilization.

Below is an explanation of these assessment tools.

The KIPS is an evaluation of parenting behaviors related to interactions between parents and children. It involves an observation of a parent playing with his or her child for 20 minutes to examine 12 different behaviors. The KIPS is used to evaluate parents of children ages 2 months old up to 5 years of age. KIPS is an evaluation based on a 5-point scoring scale.

The ACIRI is an Adult and Child Interactive Reading Inventory for parents and children ages 2.5 years old to 5 years old. The ACIRI is a literacy-specific evaluation based on the observation of a parent and child reading together and is scored on a 3-point scale. It evaluates the interactions between parents and children relating to literacy acquisition.

- Improvements, as measured by ACIRI, have been reflected in evaluating matched differences. (Matched difference is defined as clients who receive both a pre and post assessment. The pre assessment establishes a baseline with the post assessment determining a gain or loss resulting in a percent of change).

Adult

Average pre	1.78
Average post	1.98

Child

Average pre	1.55
Average post	1.78

*From Day One to Grade One (New Mom’s Hospital Bag)*

Program description:

*From Day One to Grade One* (an information program for new mothers) is a continuing strategy from the inception of First Steps in Lexington County which was originally a program of partnership of Success By Six and Lexington School District One. The bag contains appropriate information and materials from multiple sources, i.e. board book from the Lexington County Library System, and is distributed by the hospital at discharge to all new mothers delivering a baby at Lexington Medical Center. The program’s purpose is to recruit participants into Parent As Teachers in each of the county’s five school districts

Program results:

- There were 1,820 bags distributed at discharge to new mothers at Lexington Medical Center. The bags are given to every woman delivering a baby (not to first time mothers only) regardless of county of residence. A board book is included in every bag along with available age-appropriate services.
- 159 referrals, defined as “interest return-cards”, were forwarded to the appropriate Parent Center in the county after being added to the new moms LCFS database. The return-cards for new mothers from other than Lexington County were sent to that county First Steps office.

## **QUALITY CHILD CARE.**

### **Childcare Quality Enhancement**

Program description: Four childcare centers received grants for quality improvement; namely Little Panther in Pelion, Happy Camper in Gilbert, Happy Camper in Lexington and Smart Kids in Irmo.

Program results:

- Quality enhancement grants were offered to 4 childcare providers, serving 191 children
- Total technical assistance visits were 68 with an average of 1.66 visits per month.
- Total hours of technical assistance averaged 116.25 minutes per visit
- Director's forums were offered to center directors.
- Pre and post Early Childhood Environmental Rating Scales (ECERS) and Infant/Toddler Environmental Rating Scales (ITERS) reflected significant improvements in centers. Improvements varied among centers; however, every Center showed gains.

#### **ITERS/ECERS Results**

Pre assessment – 2.9

Post assessment – 3.25

Matched Difference (gain) - .35

Percentage gain – 12%

- The Resource Center served 16 childcare centers serving over 1,000 children to include all types of providers; namely licensed centers, faith based programs and in-home providers.
- The monthly newsletter, *Growing Together*, was sent to 330 childcare providers and individuals, including some out of county providers.

### **Centers of Excellence**

Program description: A Centers of Excellence award of \$400,000 was made to Lexington County First Steps for School District Four, specifically as a plaintiff district in the recent education equity funding law suit. The life of the grant is two years for two childcare centers, Emmanuel Wee Care in Swansea and Gaston Preschool in Gaston. The program of services was begun late in fiscal 2008 with only a few months of data collection. Below is an explanation of the intent of the grant and requirements of the selection of children served with need-based scholarships.

Research suggests the long-term benefits of exposing low-income children to high quality, center-based early childhood interventions. The First Steps Centers of Excellence model is intended to assist high-risk and/or low-income families in accessing high quality, research-based interventions that might otherwise be unavailable to them. This is accomplished through both targeted recruitment of high-risk families and the provision of need-based scholarships (to the COE project site). Highest preference was given to children whose family income levels fall at or below the federal poverty definition, those in foster care, and those exhibiting special needs such as behavioral/developmental concerns. Need-based childcare scholarships were established for participating children with all families contributing \$5.00 per week for care.

- Technical Assistance visits 184
- Average site visits per month – 8.36
- Duration of each visit – 135.73 minutes
- Average monthly PAT home visits is 1.58 (parenting services meet the same criteria as the clients in the five school district Parent Centers)
- Pre and post Early Childhood Environmental Rating Scales(ECERS) and Infant/Toddler Environmental Rating Scales (ITERS) are reflected below.

**ITERS/ECERS Results**

Emmanuel Wee Care

Infant/Toddlers

Pre assessment – 2.19

Post assessment – 3.76

Matched Difference (gain) – 1.57

Percentage gain – 71.69%

2s & 3s

Pre assessment – 1.42

Post assessment – 3.5

Matched Difference (gain) – 2.08

Percentage gain – 146.49%

Emmanuel Wee Care made tremendous gains as reflected with scores at 3.5 or above in both classrooms. The staff has been cooperative and responsive to suggestions resulting in sustainable gains with no staff turnover.

**ITERS/ECERS**

Gaston Preschool

Infant

Pre assessment – 1.80

Post assessment – No post

2s

Pre assessment – 1.67

Post assessment – 2.73

Matched Difference (gain) – 1.06

Percentage gain – 63.47%

3s & 4s

Pre assessment – 2.30

Post assessment 2.88

Matched Difference (gain) – 1.64

Percentage gain – 26.03%

Gaston Preschool has made marginal gains at best reflected with only 2.88 as the highest Post gain. The Center has experienced frequent staffing problems with many turnovers and difficulty in making sustainable improvements. For several years, the Center has been cited by DSS with numerous deficiencies and as of Oct 1, this Center is closed with the owners stating, "DSS regulations has put us out of business after 22 years of operating". Furnishings, equipment and unused supplies are being relocated to other Centers in Lexington County to include Emmanuel Wee Care.

## **CHILDCARE TRAINING AND PROFESSIONAL DEVELOPMENT**

Program description: Monthly training was offered to childcare provides and staffs with course offerings in child growth & development, curriculum and other. Topics were determined with course evaluation forms as well as the Needs and Resource Assessment survey. An annual Early Care and Education conference was continued in 2009 and is co-sponsored by First Steps of Lexington and Saluda Counties and the Midlands Association for the Education of Young Children (MAEYC). Invitations will were sent to other county childcare providers and early childhood educators. This conference has grown to 800 persons (participants, instructors and volunteers). Monthly trainings and the annual conference are self sustaining financially.

- Monthly trainings (22 workshops) were offered during the school year. Attendance averaged 25 paid participants at a charge of \$7.50 per hour..
- The Early Care and Education Conference was attended by 400+ persons with participants paying \$50 for 6 continuing education hours to include lunch. The annual conference is the largest First Steps conference in South Carolina. FY 2009 was the seventh annual conference and the sixth year it was hosted on the campus of Batesburg-Leesville High School.

## **SCHOOL TRANSITION.**

### Countdown to Kindergarten

**Program description:** Certified Kindergarten teachers make 6 home visits over a four week to eight week period with families/children during the summer prior to the student beginning Kindergarten. Ideally, the teacher making these visits is the same teacher whose class the child will enter in the fall. Participants are identified by the participating school districts in Lexington County. In 2009, four of the county's five school districts were involved. Students are screened for participation, and parent participation is required. During the home visits, children and families are introduced to actual materials used in Kindergarten classrooms, and are given a Kindergarten Transition Toolkit to keep. The toolkit includes books, puzzles, clay, blocks, floor mats, etc. The final visit is a "field trip" to the school where the child will attend class in the fall. Change in student

and parent interaction is measured before and after participation. Lexington County First Steps will build ongoing relationships with the COUNTDOWN teachers, children, schools, and families in order to measure longer-term impact of student success and parent involvement.

Program results:

- 70 children of the 80 projected were served in four of the five school districts. 88% completed the minimum visits of 6. Lexington County School District Two partnered their Project Ready summer program with Countdown to Kindergarten for home visitation. This is a model of collaboration and affordability that can be replicated in other school districts which have summer transition programs.

Improvement percentage gains between before and after surveys

- |  |     |
|--|-----|
| • Reading to/listening to child read from a book | 15% |
| • Talked about letters, words or numbers         | 13% |
| • Drew, painted or did other arts and crafts     | 19% |
| • Kept a regular morning or bedtime schedule     | 12% |
| • Visited a library with the child               | 15% |

“Before Surveys” were conducted at the first visit of the program.

“After Surveys” were conducted at the end of the program.

## FINANCIAL SUMMARY

<b>Expenditures By Funding Source</b>	
State Appropriation ( <i>Fund 10</i> )	\$ 478,994
Carry-over from FY08 ( <i>Fund 11</i> )	813
E.I.A. Appropriation ( <i>Fund 55</i> )	\$ 54,349
Carry-over from FY08 ( <i>Fund 56</i> )	1,598
Lottery Appropriation ( <i>Fund 35</i> )	\$ 0
C.D.E.P.P. Appropriation ( <i>Fund 60</i> )	\$ 42,620
C.O.E. Appropriation ( <i>Fund 65</i> )	\$ 246,241
N.F.P. Appropriation ( <i>Fund 70</i> )	\$ 0
State Private ( <i>Fund 15</i> )	\$ 9,200
Local Private ( <i>Fund 20</i> )	\$ 69,236
Federal ( <i>Fund 30</i> )	\$ 137,115
In-Kind ( <i>Fund 25</i> )	\$ 414,449
<b>TOTAL:</b>	<b>\$1,454,615</b>



<b><u>Expenditures</u> By Program / Strategy Name</b>	
2011 Parents As Teachers	\$ 819,513
2011 Parents As Teachers (COE)	\$ 64,117
2032 From Day One to Grade One (New Mom's Bags)	\$ 25,785
4062 Countdown to Kindergarten	\$ 22,305
6012 Childcare Quality Enhancement	\$ 65,172
6012 Childcare Quality Enhancement (COE)	\$ 47,744
6052 Childcare Training & Prof Development	\$ 52,553
6052 Childcare Training & Prof Development (COE)	\$ 26,240
7032 Scholarship Initiatives (COE)	\$ 140,097
9012 Public Health-Based Services (COE)	\$ 4,869
Indirect Programmatic Functions	\$ 62,193
Administrative Functions	\$ 77,283
Administrative Functions (COE)	\$ 4,124
<b>TOTAL: \$ 1,454,615</b>	

**NOTABLE DONORS**

<i>DONOR'S NAME</i>	AMOUNT
Conference Exhibitor Fee	\$ 150
Greenville Technical College	\$ 100
Resource Center Membership Fees	\$ 160
St. Andrews Women Club	\$ 3,000
Workshop Fees and Conference Fees	\$ 31,290
Total	\$ 34,700
<b>TOTAL: \$</b>	

**Local Match Percentage for FY 2009: 117.6%**

(15% is Legislative requirement)

**Administrative Match for FY 2008: 5.5%**

(≤ 8% is Legislative requirement)

## ***COUNTY PARTNERSHIP BOARD OF TRUSTEES***

<b>Category</b>	<b>Name</b>
Pre-Kindergarten through Primary Educator	Judy Tinder
	Angela Willis
Family Education, Training & Support Services	Gigi Towers
	Vacant
Childcare/Early Childhood Dev./Ed. Provider	Rhonda Wiley
	Cathy Walker
Health Care Provider	Vacant
	Cindy Sweigart
Transportation Provider	Vacant
	Vacant
Non-Profit Organization/Services to Fam.&Child.	Dianne Hinson
	Lydia Freeman
Faith Community	Jennifer McConnell
	David Torrey
Business Community	Penny Danielson
	Vacant
Parent of Child Served in First Steps	Vacant
	Linda Tabor
	Vacant
Early Childhood Education	Crystal Campbell
	Michelle Perry
	Herman Knopf, Ph.D.
	Clare Hodge, Ph.D.
Department of Social Services	Vacant
Department of Health & Environmental Control	Roy Tucker
Head Start	Vacant
Library	Ellen Stringer
School District One	Heath Branham
School District Two	Gina Henderson
School District Three	Tom Sparks
School District Four	Donna Brown
School District Five	Mary Kennerly, Ph.D.
Legislative Delegation Appointee	Ada Jane Setzler
Legislative Delegation Appointee	Debbie Shealy
Legislative Delegation Appointee	Tara Grigsby
Legislative Delegation	Michael Sponhour

*Your 2008 School Readiness Risk Profile will be inserted by OFS after this section. For your reference, a PDF of this risk profile was sent to you along with your Annual Report Template*

*Th SC General Assembly created in 1999 the South Carolina First Steps to School Readiness Initiative as a "comprehensive, results-oriented initiative for improving early childhood development by providing, through county partnerships, public and private funds and support for high quality early childhood development and education services for children by providing support for their families' efforts toward enabling their children to reach school ready to learn"...here's what happened next:*

Collaboration with community partners has been a hallmark of Lexington County First Steps since inception. Below is a summary of these efforts.

# Lexington County First Steps (L

## Community Collaboration

### *Facilities*

Cost Center or Program	Partner	Cash Contribution	In-Kind Contribution
<p>LCFS leases administrative and storage space in the Lifelong Learning Center of Lexington School District Three for \$9,000 annually. The lease also includes the maintenance of building and grounds, utilities and water.</p>	<p>Lexington School District Three</p>		<p>LCFS and Saluda County First Steps both provided services following by the district: administrative of payroll/statistical computer technical support, and maintenance service.</p>
<p>LCFS subleases administrative and storage space to Saluda County First Steps in the Lifelong Learning Center of Lexington School District Three. The lease also includes the maintenance of building and grounds, utilities and water.</p>	<p>Saluda County First Steps</p>	<p>Sublease is \$1,890 annually.</p>	

These collaborative partnerships began in 2003 when Lexington County First Steps relocated from West Columbia; and Saluda County First Steps moved from an elementary school in Saluda. Both partnerships are based on contractual agreements and they are renewed annually.

***Personnel Positions***

Cost Center or Program	Partner	Cash Contribution	In-Kind Contribution
Program Coordinator	Lexington School District Three		
Program Assistant	Lexington School District Three	Benefits expense is shared proportionally between LCFS and Lexington District Three.	
Program Assistant Benefits	LCFS Childcare Training Fees and Early Care & Education Annual Conference	The LCFS portion of benefits is funded from fees charged for childcare training and the annual conference.	

Center of Excellence (COE) Coordinator and Quality Enhancement (QE) Coordinator	Dual position within LCFS with two funding sources.
---	---

## ***Parenting Services***

Cost Center or Program	Partner	Cash Contribution	In-Kind Contribution
Parent Center	Lexington School District One	The School District partners with LCFS to provide parenting services.	93,100
Parent Center	Lexington School District Two	The School District partners with LCFS to provide parenting services.	64,700
Parent Center	Lexington School District Three	The School District partners with LCFS to provide parenting services.	36,000
Parent Center	Lexington School District Four	The School District partners with LCFS to provide parenting services.	140,000
Parent Center	Lexington School District Five	The School District partners with LCFS to provide parenting services.	183,400

The Parent Centers in each of the five Lexington County schools districts represent the largest single First Steps funding source. The financial resources of Lexington County First Steps have greatly enhanced these centers and have been the largest source of funding to their program, or a portion of their program, as the School District First Steps Parent Center. Significant in-kind contributions are detailed above.

<b><i>From Day One to Grade One (New Mom's Bags)</i></b>	Lexington Medical Center	The costs of providing the canvas bags for 3,000 new mothers at Lexington Medical Center is \$15,000.
<b><i>From Day One to Grade One (New Mom's Bags)</i></b>	Lexington County Library System	A board book is provided for each of the 3,000 new mom's bags at an annual cost of \$10,000. This began as a grant from the library and is now a line item in their annual budget.

### ***Countdown to Kindergarten***

<b>Cost Center or Program</b>	<b>Partner</b>	<b>Cash Contribution</b>	<b>In-K Contrib</b>
<b>Countdown to Kindergarten</b>	South Carolina First Steps	\$3,070 is matched (half costs of 20 students)	
<b>Countdown to Kindergarten</b>	Lexington School District One	(10 students served) Participation in CTK requires the school district to fund 50% of the first 10 students at a cost of \$1,535.	

<p><b>Countdown to Kindergarten</b></p>	<p>Lexington School District Two</p>	<p>(20 students served)  Participation in CTK requires the school district to fund 50% of the first 10 students at a cost of \$1,535. The district will also fully fund 10 additional students for \$3,070. In 2008 Lexington District Two began Project Ready in all eight of their elementary schools. Project Ready is a 4-week Monday-Thursday summer transition-to-5K program including bus transportation, breakfast &amp; lunch and one to two teacher in-home visits. Beginning summer 2009, Countdown to Kindergarten will become a pilot program partnered with Project Ready to provide the teacher-in-home visitation component for 20 students. In addition, the CTK toolkit used for the in-home visits, will also be available for daily use in the Project Ready classroom.</p>
<p><b>Countdown to Kindergarten</b></p>	<p>Lexington School District Three</p>	<p>(10 students served)  Participation in CTK requires the school district to fund 50% of the first 10 students at a cost of \$1,535.</p>

***Countdown to Kindergarten  
(continued)***



Cost Center or Program	Partner	Cash Contribution	In-K Contrib
Countdown to Kindergarten	Lexington School District Four	(20 students served) Participation in CTK requires the school district to fund 50% of the first 10 students at a cost of \$1,535. The district will also fully fund 10 additional students for \$3,070.	
Countdown to Kindergarten	Lexington School District Five	(20 students served) Participation in CTK requires the school district to fund 50% of the first 10 students at a cost of \$1,535. The district will also fully fund 10 additional students for \$3,070.	

### ***Childcare Programs***

Centers of Excellence	(Pending) Longleaf Fund Foundation of the Carolinas	This is a \$50,000 grant opportunity to continue COE at Emmanuel Wee Care. Matching funds from LCFS is \$13,000.
-----------------------	---	--

### ***Other***

Nurse Family Partnership (NFP)	Lexington County Richland County Multiple partnering organizations	
Various Programs	St. Andrews Woman's Club	This organization has donated \$1,000 annually for 5 consecutive years to be used for the purchase of books.
Various Programs	Rotary 'Club	This organization in Batesburg-Leesville has donated \$3,000 for two years for the purchase of books in Lexington District Three's Parent Center.

Representative many organizations in both counties during the planning process. The Advisory Team to develop grant applications will continue to work through implementation and on-going evaluation.

Highlights of the county programs are as follows.

- Parents As Teachers became a more intensive program. This reduced the number of families served, but families served received increased numbers of home visits. Approximately 270 families have received this service each year. (larger number of families served in earlier years due to less intensity of number of home visits).
- Center of Excellence (COE) Grant of \$400,000 was granted to Lexington School District Four through the County Partnership, one of 13 school districts in the state receiving the COE grant
- Nurse Family Partnership (NFP) grant was awarded to Lexington and Richland Counties to begin in the Spring of 2009. The award is 3.5MM over seven years.
- Lexington is the only county in the state to have received both COE and NFP grants; qualifying for COE as a low income school district in Lexington 4 and qualifying as an NFP applicant as a large county.
- McGregor Presbyterian Preschool received NAEYC accreditation status. Lexington Medical Center Childcare and Midlands Elite Gymnastics Academy maintained NAEYC accreditation status. All of these centers have had a close association with Lexington County First Steps.

- 2009 marks the seventh Annual Early Care and Education Conference and is the largest First Steps conference in the state. Attendance began with 250 in 2003 and reaches a record high of 800 participants in 2008.
- Monthly childcare provider workshops are recognized as a major source for receiving required DSS hours. Training opportunities to meet DSS requirements in all domains are offered within each year.
- The Board of Directors has been dedicated and committed to the mission of South Carolina First Steps. Ninety-one persons have served on the Board since 1999. Below is a history of all persons who have served on the Lexington County Board of Directors since its inception.

### All Highlighted Information Pertains to Current Board Members a

Blue highlight indicates maximum allowed years of elected service (3 consec

Board Member Name	Election 1999 Term of Service Nov 1999 - Oct 2001	Election 2001 Term of Service Oct 2001 - Oct 2003	Election 2003 Term of Service Oct 2003 - Nov 2005	Election 2005 Term of Service Nov 2005 - Nov 2007
	<b>Elected</b> <b>Appointed</b>	<b>Elected</b> <b>Appointed</b>	<b>Elected</b> <b>Appointed</b>	<b>Elected</b>
Adams, Sharon			Nov-02	
Arroyo, Maria		Oct-01	Oct-03	Nov-05
Bowers, Michelle		Oct-01	Oct-03	
Bozard, Charlton	Nov-99	Oct-01		
Bozard, Sallie	Jun-01	Oct-01		
Brannon, Cheryl		Nov-99		
<b>Branham, Heath</b>				
Brazell, Wayne			Oct-03	
<b>Brown, Donna</b>				
Burkett, Susan	Nov-99			
Burns, Melanie	Nov-99	Oct-01		
Butler, Linda	Nov-99			
<b>Campbell, Crystal</b>				Nov-05
<b>Charles, Barbara</b>				
Cook, Natasha			Oct-03	
Copeland, Dot		Oct-01		
Crout-Wingard, Linda	Nov-99			
<b>Danielson, Penny</b>			Oct-03	Nov-05
Deloach, Linda	Nov-99		Nov-02	
Eubanks, Shane	Nov-99			
Fisher, Vicki		Oct-01	Oct-03	
<b>Freeman, Lydia</b>				
Freeman, Nancy	Nov-99		Oct-03	



<b>Sweigart, Cindy</b>
<b>Tabor, Linda</b>
Thompson, Claire
Thompson, Martha
Thompson, Shannon
<b>Tinder, Judy</b>
Teer, Deborah
<b>Torrey, David</b>
<b>Towers, Gigi</b>
Tucker, Roy
Tunstall, Dot
Turner, Brenda
<b>Walker, Cathy</b>
Walker, William
Walton, Kathy
Weed, Carolyn
White Ogleretta
<b>Wiley, Rhonda</b>
<b>Willis, Angela</b>
Wingard, Nina

<b>Apr-01</b>	
---------------	--

	<b>Nov-99</b>
--	---------------

	<b>Oct-00</b>
<b>Oct-00</b>	

	<b>Nov-99</b>
<b>Nov-99</b>	
<b>Feb-01</b>	
	<b>Feb-01</b>
	<b>Nov-99</b>

	<b>Oct-01</b>
--	---------------

	<b>Oct-01</b>
<b>Oct-01</b>	

	<b>Oct-01</b>
<b>Oct-01</b>	

<b>Dec-03</b>	
	<b>Oct-03</b>

<b>Oct-03</b>	
	<b>Oct-03</b>

	<b>Oct-03</b>
<b>Oct-03</b>	
	<b>Oct-03</b>
<b>Oct-03</b>	

<b>Nov-05</b>
<b>Nov-05</b>

<b>Nov-05</b>
---------------

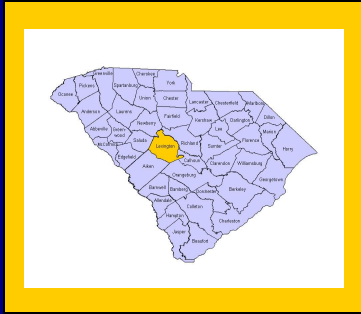
<b>Nov-05</b>
---------------

<b>Nov-05</b>
---------------

--

<b>Nov-05</b>
---------------

<b>Nov-05</b>
<b>Nov-05</b>



# 2008 School Readiness Risk Profile Lexington County

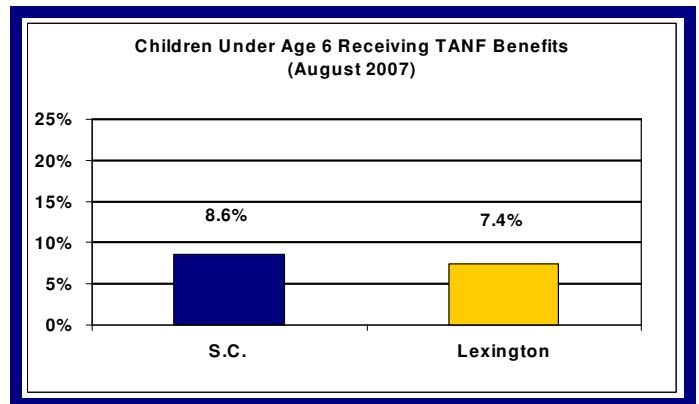
Total Children Under Six: 19,086

## CHILD POVERTY (Children in Families Receiving TANF Benefits)

Statewide Average (2007): 8.4%      Lexington County (2007): 7.4%

**Fast Fact:** Roughly 1 in 14 Lexington County children has an annual family income equivalent to \$10,325 (or less) for a family of four. A recent statewide analysis suggests that 45% of these children will be retained or score at the “below basic” level (PACT) by third grade.

- Children in deep poverty often face a wide variety of school readiness obstacles, ranging from inadequate prenatal care and nutrition to low maternal education.
- 1,417 of Lexington County’s 19,086 children under age 6 received federal Temporary Assistance for Needy Families (TANF) benefits during 2007, indicating a family income at or below 50% of the federal poverty definition.

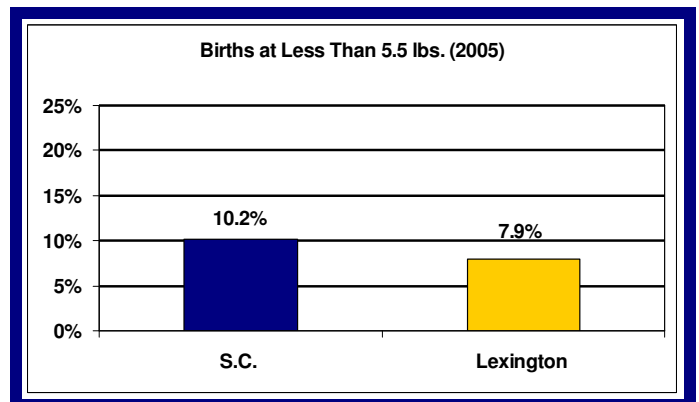


## CHILDREN AT LOW BIRTH WEIGHT (Less Than 5.5 lbs.)

Statewide Average (2005): 10.2%      Lexington County (2005): 7.9%

**Fast Fact:** Roughly 1 in 12 Lexington County children is born at a weight less than 5.5 lbs. A recent statewide analysis suggests that at least one-third of these children (36%-52% depending on weight category) will be retained or score at the “below basic” level (PACT) by third grade.

- Babies born at low weights are often prone to developmental delays associated with early academic failure.
- Many have received inadequate prenatal care and suffer from significant health complications.
- 250 of the 3,170 children born in Lexington County during 2005 weighed less than 5.5 lbs.



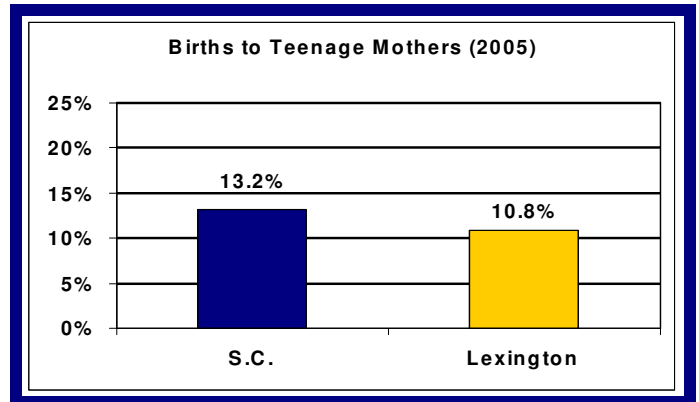
## **BIRTHS TO TEENAGE MOTHERS**

Statewide Average (2005): 13.2%

Lexington County (2005): 10.8%

**Fast Fact:** 1 in 10 Lexington County births is to a mother under 20 years of age. A recent statewide analysis suggests that 43% of these children will be retained or score at the “below basic” level (PACT) by third grade.

- Teenage parents often lack the maturity and knowledge required to optimally fulfill important parental responsibilities, are less likely to advance their own educational attainment and often fail to advance beyond low-income status.
- 341 of the 3,170 children born in Lexington County during 2005 had teenage mothers.



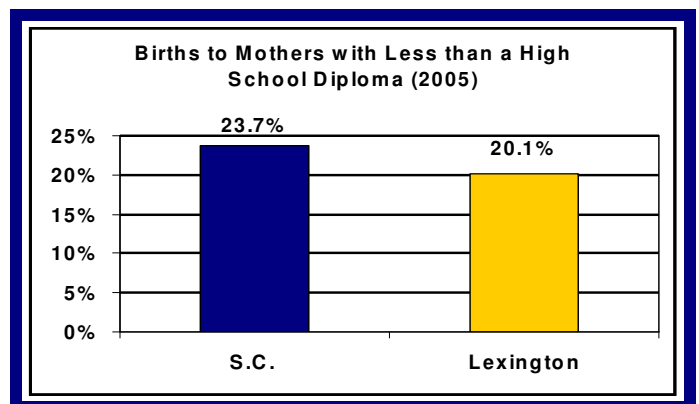
## **BIRTHS TO MOTHERS WITH LESS THAN A HIGH SCHOOL DIPLOMA**

Statewide Average (2005): 23.7%

Lexington County (2005): 20.1%

**Fast Fact:** 1 in 5 children in Lexington County is born to a mother possessing less than a high school diploma. A recent statewide analysis suggests that roughly half (48%) of these children will be retained or score at the “below basic” level (PACT) by third grade.

- Research suggests that a mother’s own educational attainment is closely linked to the subsequent academic performance of her children.
- 636 of the 3,170 children born in Lexington County during 2005 had mothers with less than a high school diploma.



All data provided by the SC Budget and Control Board’s Office of Research and Statistics