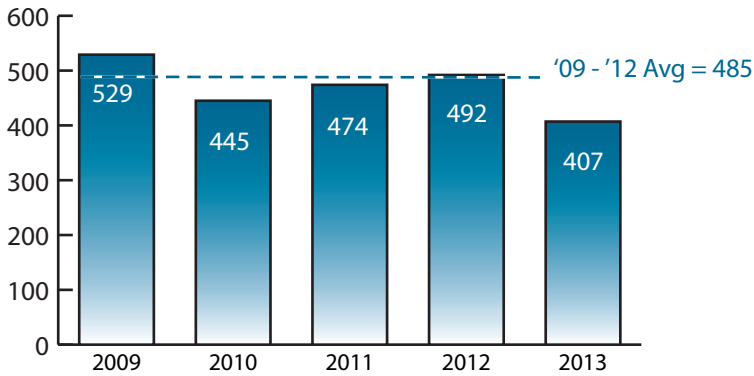


SOUTH CAROLINA TRAFFIC FATALITY REPORT FOR 2013

Statistics through July 2013

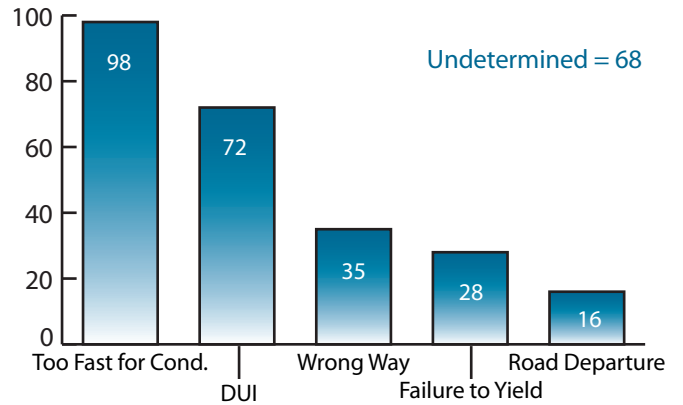
(All data is preliminary)

2009 - 2013 Fatality Comparison through July



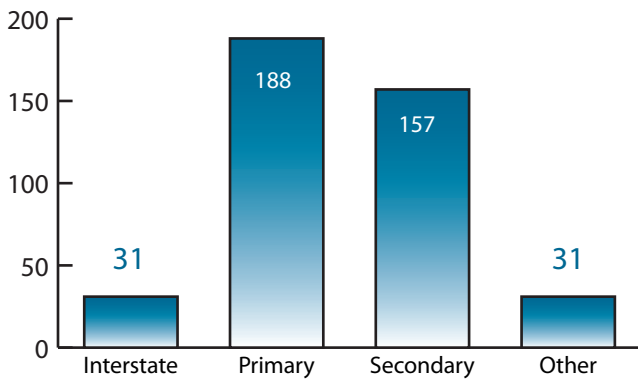
Traffic fatalities through July 2013 are nearly 20% below last year and more than 15% **below** the previous four-year average.

Top Probable Causes



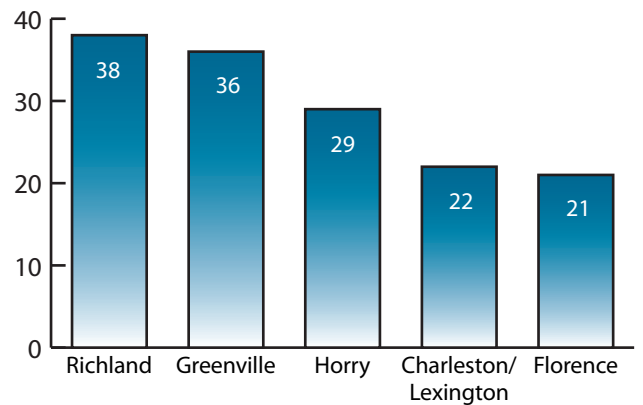
Fatalities caused by wrong way drivers has increased by 75% over 2012 (20). Those caused by a failure to yield have decreased by close to 40%.

Fatalities by Route Category



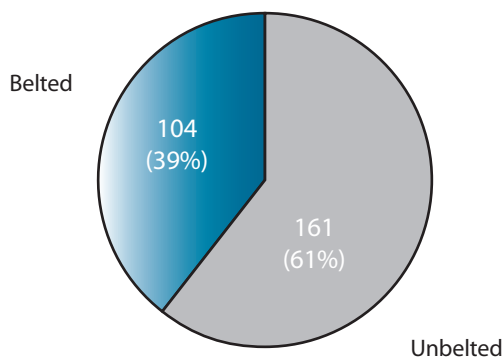
Although fatalities on Secondary roads have decreased more than 15% below last year, they have increased slightly over the totals from 2011 and 2010. Fatalities on both Interstate and Primary routes have decreased from each of the previous 3 years.

Top Fatality Counties



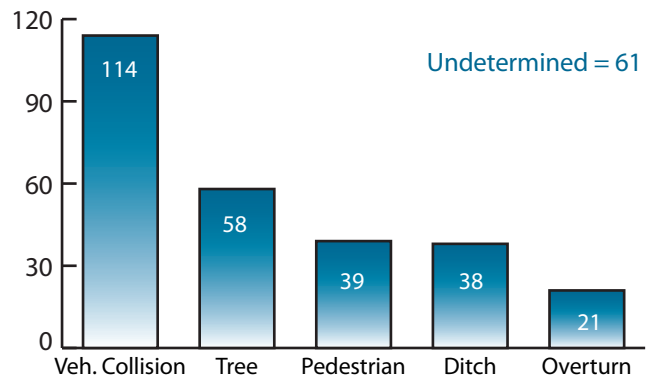
Edgefield is the only county yet to report a traffic fatality in 2013. There are just 6 counties with 1 reported traffic fatality, these are Barnwell, Fairfield, McCormick, Newberry, Oconee, and Union.

Fatalities by Restraint Usage



This graphic does not include 142 people (pedestrians, motorcyclists and others) who were killed and did not have access to restraints.

Top Crash Events



Vehicles colliding with trees remains the second leading crash event in 2013 behind colliding with other vehicles.