



WE CU VOLUNTEER

End of Year Giving

You can help inspire kids to do! Spark doing.



Help us spread the word! Kids are fast learners, but they can learn more, faster and further with hands-on learning experiences. South Carolina 4-H gives our kids the opportunity to learn-by-doing to build the leadership, independence and life skills they need today to prepare them for tomorrow. Be an Inspiration. Donations this holiday season will inspire more kids to build the

skills they need to become True Leaders. You can make a difference!


Donate now at: <https://cualumni.clemson.edu/give/cooperative-extension>. Designate 4-H Endowment or 4H Annual Fund.

Please share this giving opportunity with others! Thank you for your continued support.

Upcoming Statewide Programs:



Healthy Habits Summit
January 25-27, 2019
 Teens learn how to be healthy lifestyles leaders in their community
 Register by Jan. 8th



Junior Weekend
February 8-10, 2019
 Use promocode HOLIDAY by Jan. 1 to get \$15 off! (for ages 9-13 years)
 Register by Jan. 25th



Senior Teen Weekend
March 1-3, 2019
 Use promocode HOLIDAY by Jan. 1 to get \$15 off! (for ages 14-18 years)
 Register by Feb. 15th

“Together, talented agents, dedicated 4-H volunteers, engaged 4-H members and community collaborators will continue to learn and grow to help South Carolina’s young people and their communities thrive.”

Pam B. Ardern, EdD
South Carolina 4-H Program Leader

2019 4-H Presentations Contest

Presentation contests allow 4-H members the opportunity to develop communication and leadership skills. Participating youth have the opportunity to teach others by developing and delivering a "show and tell" presentation related to skills learned in 4-H.

The junior (9-13 years) and senior (14-18 years) age-division contests will be held at 4-H Junior Weekend (9am, February

9, 2019) and Senior Teen Weekend (9am, March 2, 2019), respectively. For more information, visit: https://www.clemson.edu/extension/4h/event_registration.html or contact [Leigh Walker](#), Darlington County 4-H Agent.



Monthly 4-H Club Activity Idea

By Ashley Burns




Getting Started in Presentations Contest

Objective: To generate interest in presentations contest and pursuing mastery in program areas

Age Range: All ages

Hands-on Activity: Make a homemade spin wheel to select potential topics and narrow focus of presentation

Life Skills: HEAD – planning/organizing, decision making, learning to learn;
HEART – communication, sharing;
HANDS – self-motivation;
HEALTH – character, self-discipline.



Introduction

Public speaking is a very important life skill that is a hallmark of the 4-H program. The South Carolina 4-H Presentations Contest is an opportunity for youth to showcase their mastery in a particular subject or project area through a safe, competitive platform. Presentations are designed to give youth the opportunity to research and learn more about a subject that interests them, share their passion with others, build resilience and confidence, and practice their public speaking and organization skills. Teaching others displays a higher level of learning that increases understanding of a topic. Learn more about our presentations contest or register, visit

https://www.clemson.edu/extension/4h/event_registration.html.

Choosing a topic is often one of the hardest parts of a presentation. There are infinite possibilities for youth to choose from. And, like writer's block, it is not uncommon for youth to stare a blank piece of paper and struggle to get started. Therefore, this activity can be a useful tool to help them reduce the options of potential topics to a manageable number and focus on something they are passionate about. By self-selecting a topic, youth take ownership of their presentation and are more likely to follow it through to completion.

There are many adaptations to this activity, so feel free to adjust the materials and instructions to meet the needs of your club.

Materials

Paper plate
Paperclip
Push pin (or second paper clip can substitute)
Marker(s)

Instructions

1. Have youth create a list of approximately six things they enjoy, are passionate about, and/or would like to learn more about. (This may take some help to pull them out. Even if they do not seem like 'traditional' 4-H projects, it is okay!)
2. Use a marker to draw lines and separate the back of the plate into sections equal to the number of things listed in step 1. (Three to 10 sections work well.)
3. Add topics to each section. (Decorate as desired.)
4. Attach paper clip and pin as shown. (Find what works for you: tape underneath may help stabilize)

Continued on page 3

the pin, straighten a paperclip to serve instead of the pin, or use a fidget spinner as the arrow!


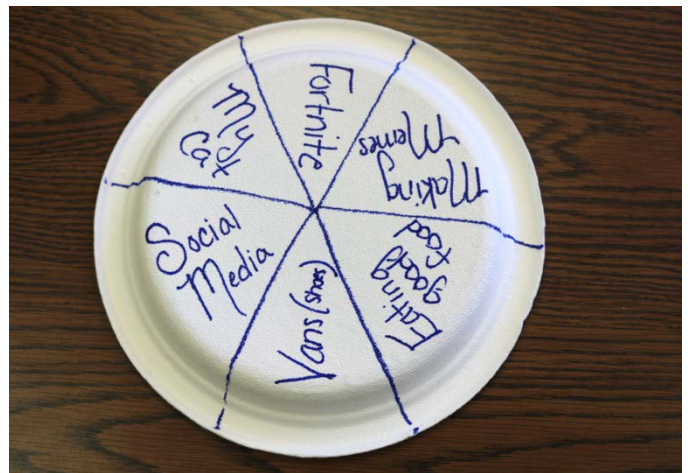

5. Spin the paperclip to select a topic for the presentations contest! (If they don't like topic selected, keep spinning! This is simply a tool to help them select a topic.)
6. Flip the plate over and take 1-2 minutes for youth to brainstorm as many sub-topics associated with their chosen topic as they can. (This will help them focus a broad topic or expand the material associated with a narrow topic.)

Reflective Questions

- What presentation category does your topic fall into? (A lot of the hobby-related topics will fall into "Leadership, Citizenship, and Personal Development" if they do not fit better elsewhere.)
- Is there a [South Carolina 4-H program area](#) that interests you that you might want to explore more?
- Where can you go to learn more about your topic?

Conclusion

Most 4-H Alumni reflect on the impact participating in public speaking or presentations had on them. Encourage youth to put in a little effort and reap the rewards of participating in presentation contests.



Additional Resources:

4-H Inspire Kids to Do Activity Guide. 2018. National 4-H Council. <https://4-h.org/inspire-kids-to-do/#main-form>

California 4-H Presentations Manual. 2016. University of California, Agriculture and Natural Resources, 4-H Youth Development. <http://4h.ucanr.edu/files/2193.pdf>

Steps in Planning a Presentation. 2009. Oregon State University, Extension Service, 4-H Youth Development. [http://oregon.4h.oregonstate.edu/sites/default/files/projects/communication/Steps in Planning a Presentation.pdf](http://oregon.4h.oregonstate.edu/sites/default/files/projects/communication/Steps%20in%20Planning%20a%20Presentation.pdf)

Clemson University Cooperative Extension Service offers its programs to people of all ages, regardless of race, color, gender, religion, national origin, disability, political beliefs, sexual orientation, gender identity, marital or family status and is an equal opportunity employer.