

H5377

1.984

exp. 3

**1983 - 84
ANNUAL REPORT**

**South Carolina
Higher Education Tuition
Grants Committee**

AUGUST 1, 1984




S. C. STATE LIBRARY

DEC 2 1 1984

STATE DOCUMENTS

**Printed Under the Direction of the
State Budget and Control Board**



**1983 - 84
ANNUAL REPORT**

**South Carolina
Higher Education Tuition
Grants Committee**

AUGUST 1, 1984



**Printed Under the Direction of the
State Budget and Control Board**

TABLE OF CONTENTS

	Page
Tuition Grants - Philosophy and Purpose	4
Committee Members and Staff	5
Statutory Authority for the Agency	6
History of the Agency	6
Programs Administered by the Agency	6
Public Service Activities	7
Resources	7
1983 - 84 Highlights	8
Appendices:	
Appendix A - Undergraduate Full Time Student Enrollments	10
Appendix B - Full Time Freshmen Enrollments	11
Appendix C - South Carolina Resident Enrollments	12
Appendix D - Full Time College Enrollments by Public and Private Sector	13
Appendix E - Tuition Grant Applications Received and Grants Awarded by Colleges	14
Appendix F - Tuition Grants Awards by Class, Number, College, and Dollar Amounts for 1983 - 84	15
Appendix G - Grants Awarded by Family Income Ranges	16
Appendix H - Tuition Grants by County	17
Appendix I - County Map	18
Appendix J - 1982 - 83 Tuition Grants Awarded by Class, Number, College and Amount	19
Appendix K - Awards, State Funds and Total Funds History	20
Appendix L - Average Grants and Average Tuition Charges 1974 - 75 to 1983 - 84	21

TO: *His Excellency, Governor Richard W. Riley, Chairman, State Budget and Control Board, and The Members of the South Carolina General Assembly.*

The Higher Education Tuition Grants Committee respectfully submits for consideration its annual report. Included in this report is general data concerning the development of the program and specific data covering the 1983 - 84 academic year.

Respectfully yours,
Dr. Henry Ponder
Higher Education Tuition Grants
Committee

TUITION GRANTS - PHILOSOPHY AND PURPOSE

“Whereas, the General Assembly finds that as a result of the rising school population and the continuously rising cost of providing proper facilities for the higher education of young people, there exists in this State an urgent need to use all available educational resources wisely. A lack of higher educational facilities is inimical to the welfare and prosperity of all residents of the State and to the continued financial growth of the State; and

Whereas, the General Assembly also finds that within the State there exists several accredited independent institutions of higher learning whose facilities could be used effectively in the public interest by providing additional space for students thereby eliminating the need for substantial increases in capital outlay funds;

Whereas, it is vital to the growth of the State that all qualified residents be offered the opportunity for furthering their education.

To achieve this in the most economical manner, students willing to bear the major cost of their education expenses should be assisted where financial need exists in an effort to make their educational goals more readily attainable.”

-The Preamble to the Tuition Grants Law

1983 - 84
SOUTH CAROLINA HIGHER EDUCATION
TUITION GRANTS COMMITTEE

Dr. Henry Ponder
 Chairman
 Benedict College
 Columbia, S.C.

Dr. Mark Hopkins
 Anderson College
 Anderson, S.C.

Dr. Ralph Mirse
 Vice Chairman
 Columbia College
 Columbia, S.C.

Dr. John Newby
 Central Wesleyan College
 Central, S.C.

Dr. James Daniels
 Secretary
 Coker College
 Hartsville, S.C.

Dr. Bruce Ezell
 Erskine College
 Due West, S.C.

Honorable Rembert Dennis
 Senate
 Moncks Corner, S.C.

Dr. Robert Coleman
 Converse College
 Spartanburg, S.C.

Honorable Lois Eargle
 House of Representatives
 Conway, S.C.

Dr. H. V. Manning
 Claflin College
 Orangeburg, S.C.

NAMES AND TITLES OF STAFF MEMBERS

Edward M. Shannon, III	Director
Julianne Price	Student Development Coordinator
Gena Miles	Key Entry Operator
Sissy Todd	Clerk
Saran Simon	Clerk
Teri Colley	Accounting Clerk
Dean Long	Data Processing Coordinator

Tuition Grants Agency
 P. O. Box 11638
 411 Keenan Building
 Columbia, South Carolina 29211
 Telephone: 758-7070

STATUTORY AUTHORITY FOR THE AGENCY

The General Assembly of the State of South Carolina during the 1970 session passed Act 1191 creating the Higher Education Tuition Grants Committee. This Committee was created as a State agency charged with the responsibility for overseeing the operation of the Tuition Grants Program.

HISTORY OF THE AGENCY

In 1970 the General Assembly passed a bill which created the Higher Education Tuition Grants Committee, an agency which was charged with the responsibility of administering tuition grants to independent college students. The Governor signed the bill on May 1, 1970. The original appropriation was \$5,000. No awards were made the first year. In 1971-72 the program aided 43 students. In 1972-73, a total of 134 students received awards.

The Tuition Grants Program has grown substantially since its inception in 1970. In the 1983-84 award year, 6,974 awards were made.

PROGRAM ADMINISTERED BY THE AGENCY

The South Carolina Higher Education Tuition Grants Committee has been charged by the General Assembly with the responsibility of administering the Tuition Grants Program. This program allows South Carolina residents who attend participating independent colleges in this state to receive financial assistance from the state if they meet the eligibility requirements of the program.

All grant recipients must be full-time students, of good moral character and must demonstrate financial need and academic merit. They may not take a course which leads to a degree in theology, divinity, or religious education.

Eligible students may apply their grants toward tuition and fees at a South Carolina independent college which is accredited by the Southern Association of Colleges and Secondary Schools or certified for teacher training. The amount of the grant may not exceed the student's financial need or the total of tuition and fees charged by the college. Also, the amount may not exceed the annual state subsidy for the students who attend the public colleges in the state.

In November of each year, the Tuition Grants Agency distributes application forms to all South Carolina secondary schools and to

eligible colleges. The guidance offices at the secondary schools and the financial aid offices at the colleges distribute these application forms to students throughout the state.

The Tuition Grants Office received a total of 10,746 applications for grants for the 1983 - 84 academic year.

The Tuition Grants Program has opened the door of educational opportunity to thousands of South Carolinians. A survey of grant recipients has indicated that if they had not received tuition grant assistance, many of the students would not have gone to college, and many would have enrolled in South Carolina public colleges at a greater cost to the State.

PUBLIC SERVICE ACTIVITIES

During the past twelve months staff members participated in several financial aid programs for parents, students, and high school counselors. These informative sessions were conducted throughout the state in the schools.

RESOURCES

The state appropriation for 1983 - 84	\$11,929,149
Federal matching funds through the State	
Student Incentive Grants Program	\$648,675
Total Grants Program Funding	\$12,577,824

Total Administrative costs for 1983-84 were approximately \$170,153 or 1.3% of the appropriation.

1983 - 84 HIGHLIGHTS

1. Students at nineteen (19) independent colleges in South Carolina were eligible to participate in the Tuition Grants Program during 1983 - 84. These colleges enrolled a total of 15,642 full-time undergraduate students. 11,727 (75%) of these students are from South Carolina.
2. Forty-one percent (41%) of the recipients had a total family income of less than \$15,000 per year. Fifty-five percent (55%) of the students had incomes less than \$21,000 per year. The average 1982 income was \$19,786.
3. Twenty-one percent (21%) of the 1983 - 84 award dollars went to South Carolina residents attending the five historically black colleges that participate in the program. Thirty-eight percent (38%) of the total funds awarded went to black students.
4. The 1983 - 84 average tuition/fee charge was \$3,692 per year, not including room, board or books. This was an increase of \$278 over the 1982 - 83 average.
5. Seventy-seven percent (77%) of the 1983 - 84 freshmen tuition grant recipients ranked in the upper half of their high school class.
6. Females accounted for sixty-one percent (61%) of the 1983-84 awardees.
7. Eighty-seven percent (87%) of the recipients were dependent upon their parents/guardians for financial support. Thirteen percent (13%) were totally independent and relied only on their own income or that of a spouse.

APPENDICES

Appendix A - Undergraduate Full Time Student Enrollments	10
Appendix B - Full Time Freshmen Enrollments	11
Appendix C - South Carolina Resident Enrollments	12
Appendix D - Full Time College Enrollments by Public and Private Sector	13
Appendix E - Tuition Grant Applications Received and Grants Awarded by Colleges	14
Appendix F - Tuition Grant Awards by Class, Number, College, and Dollar Amounts for 1983 - 84	15
Appendix G - Grants Awarded by Family Income Ranges	16
Appendix H - Tuition Grants by County	17
Appendix I - County Map	18
Appendix J - 1982 - 83 Tuition Grants Awarded by Class, Number, College and Amount	19
Appendix K - Awards, State Funds and Total Funds History	20
Appendix L - Average Grants and Average Tuition Charges: 1974 - 75 to 1983 - 84	21

**UNDERGRADUATE FULL-TIME STUDENT ENROLLMENT
AT THE NINETEEN COLLEGES PARTICIPATING
IN TUITION GRANTS PROGRAM**

	1976-77	1977-78	1978-79	1979-80	1980-81	1981-82	1982-83	1983-84
Allen				259	404	281	220	194
Anderson	1063	961	1027	1101	1035	1011	1009	886
Baptist	1286	1285	1469	1551	1590	1840	1631	1216
Benedict	1973	2025	1745	1584	1394	1257	1333	1441
Central Wesleyan	338	349	369	355	368	376	357	349
Claflin	985	892	844	854	718	638	631	622
Coker	377	281	254	247	256	210	258	296
Columbia	812	846	849	908	918	920	866	916
Converse	753	767	731	737	735	735	690	695
Erskine	656	647	657	613	644	618	559	505
Furman	2012	2004	2179	2218	2289	2214	2221	2299
Limestone	656	681	1038	1116	1375	1485	1475	1378
Morris	617	640	594	659	593	627	584	578
Newberry	812	810	789	857	797	705	662	603
North Greenville	493	475	477	471	561	509	503	462
Presbyterian	798	808	872	917	917	918	912	891
Spartanburg	903	944	863	809	833	842	812	731
Voorhees	1042	954	780	692	602	598	619	572
Wofford	1030	975	956	1032	1001	975	1037	1008
TOTAL STUDENTS	16,606	16,344	16,493	16,980	17,030	16,759	16,379	15,642

*Figures provided to S.C. Tuition Grants Agency by the colleges on the 1983 - 84 Fall Enrollment Reports.

**FULL-TIME FRESHMEN ENROLLMENTS AT THE NINETEEN
COLLEGES PARTICIPATING IN TUITION GRANTS
PROGRAM**

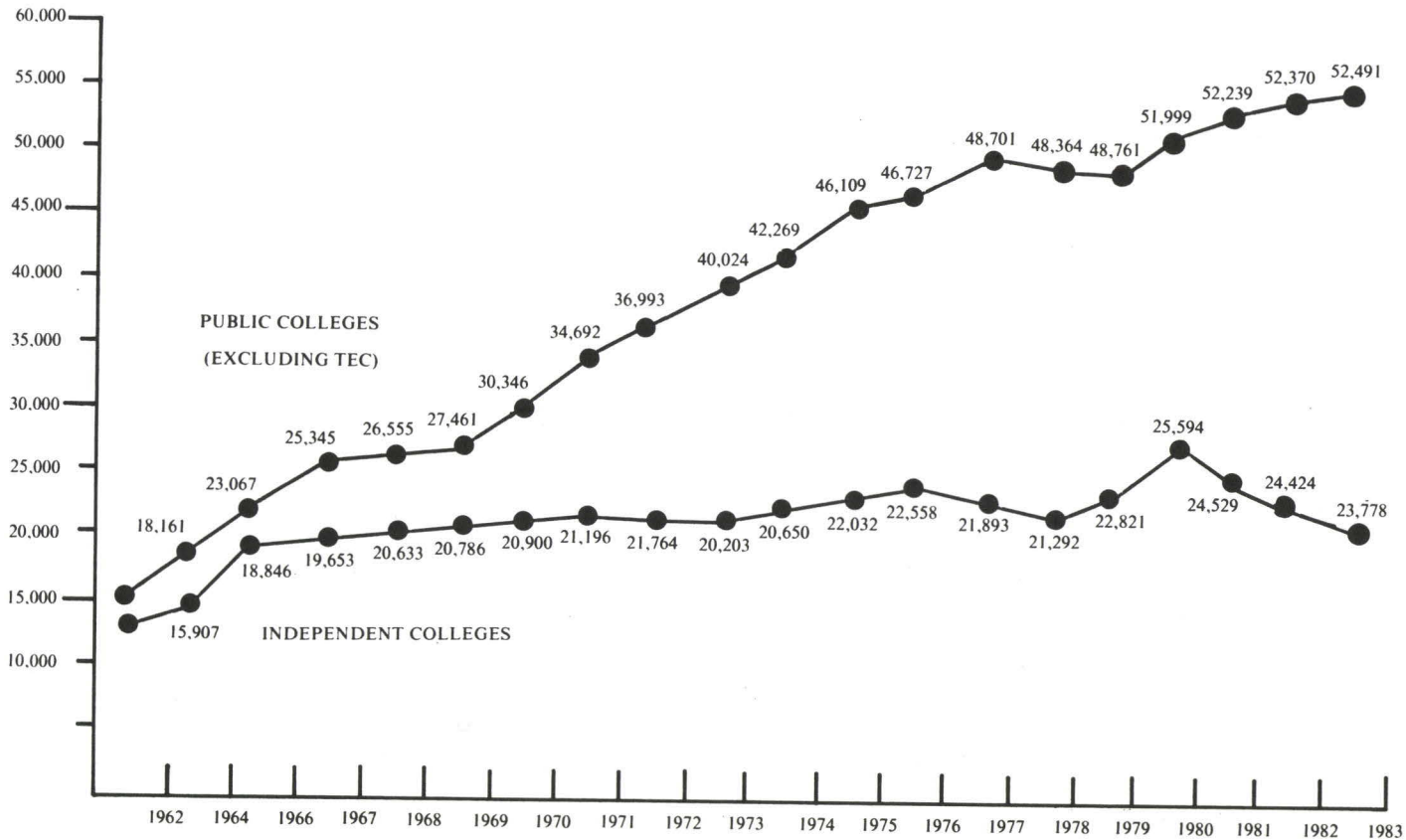
	1976-77	1977-78	1978-79	1979-80	1980-81	1981-82	1982-83	1983-84
Allen				76	117	116	57	54
Anderson	623	604	778	741	693	658	561	575
Baptist	604	569	794	799	811	868	724	633
Benedict	778	645	530	616	544	611	628	713
Central Wesleyan	103	113	126	126	129	140	130	102
Clafflin	297	264	272	278	237	187	230	232
Coker	124	82	86	91	95	81	108	119
Columbia	248	283	314	331	330	295	262	302
Converse	242	228	207	255	257	248	179	214
Erskine	204	206	165	167	174	152	143	120
Furman	631	649	778	703	732	612	661	745
Limestone	193	198	344	330	413	619	449	417
Morris	271	275	206	269	243	270	239	198
Newberry	259	278	248	298	279	236	228	217
North Greenville	282	262	320	382	454	294	301	262
Presbyterian	277	307	345	330	330	324	300	298
Spartanburg	538	527	490	468	483	509	452	423
Voorhees	495	383	385	279	241	304	334	177
Wofford	343	312	321	406	390	303	384	416
TOTAL STUDENTS	6515	6185	6709	6945	6952	6827	6370	6217

*Figures provided to S.C. Tuition Grants Agency by the colleges on the 1983 - 84 Fall Enrollment Reports.

**S.C. RESIDENT FULL-TIME ENROLLMENTS AT THE NINETEEN
COLLEGES PARTICIPATING IN
TUITION GRANTS PROGRAM**

	1976-77	1977-78	1978-79	1979-80	1980-81	1981-82	1982-83	1983-84
Allen				172	267	174	148	125
Anderson	1004	892	947	1018	952	938	932	803
Baptist	1207	1207	1360	1240	1272	1420	1351	1109
Benedict	1808	1839	1613	1411	1241	1084	1147	1232
Central Wesleyan	171	184	228	222	232	234	221	239
Clafin	948	851	803	812	682	606	581	541
Coker	335	239	219	206	212	172	190	208
Columbia	766	792	789	836	845	845	780	833
Converse	317	304	296	302	301	326	323	322
Erskine	493	485	489	443	464	459	397	353
Furman	901	860	903	935	961	998	971	973
Limestone	528	572	949	1031	1265	1297	1268	1185
Morris	552	601	561	621	559	595	550	543
Newberry	631	624	632	690	642	583	557	516
North Greenville	460	432	437	412	491	473	464	416
Presbyterian	501	455	445	450	450	491	453	452
Spartanburg	898	909	822	778	801	802	780	696
Voorhees	935	867	717	629	547	532	483	445
Wofford	763	721	704	749	683	724	752	736
TOTAL STUDENTS	13,218	12,834	12,914	12,957	12,867	12,753	12,348	11,727

FULL-TIME COLLEGE AND UNIVERSITY ENROLLMENTS BY PUBLIC & PRIVATE INSTITUTIONS



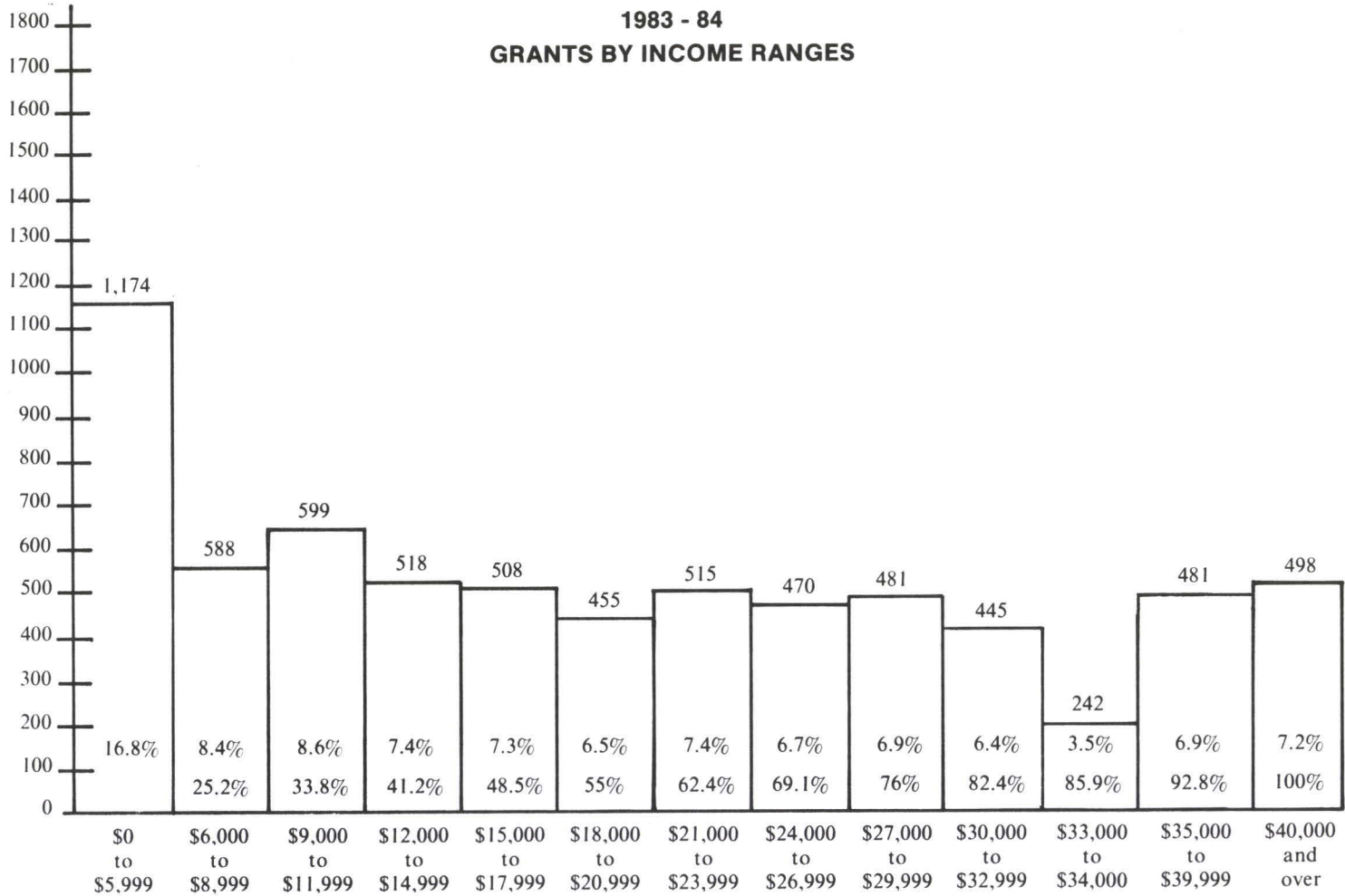
**APPLICATIONS RECEIVED AND GRANTS AWARDED
FOR 1982 - 83 AND 1983 - 84**

	Applications Received		Grants Awarded	
	<u>1982-83</u>	<u>1983-84</u>	<u>1982-83</u>	<u>1983-84</u>
Allen	91	71	59	21
Anderson	844	769	547	494
Baptist	1,186	1,217	770	661
Benedict	1,152	1,385	750	769
Central Wesleyan	262	241	174	165
Claflin	616	575	403	388
Coker	182	199	123	136
Columbia	752	672	492	504
Converse	263	207	176	167
Erskine	445	339	292	254
Furman	1,095	894	713	715
Limestone	490	409	317	290
Morris	433	475	284	283
Newberry	593	562	388	358
North Greenville	387	379	256	233
Presbyterian	400	366	259	278
Spartanburg Methodist	798	790	516	478
Voorhees	558	454	367	323
Wofford	741	636	482	457
Other	<u>120</u>	<u>106</u>	_____	_____
TOTALS	11,408	10,746	7,368	6,974

**SOUTH CAROLINA TUITION GRANTS AGENCY
1983 - 84 TUITION GRANTS**

COLLEGE	FRESHMEN		SOPHOMORES		JUNIORS		SENIORS		TOTALS		
	No.	Amount	No.	Amount	No.	Amount	No.	Amount	No.	Amount	Average
Allen		\$0	4	\$4,680	9	\$14,040	8	\$10,160	21	\$28,880	1375
Anderson	291	\$410,711	196	\$272,505	6	\$5,010	1	\$780	494	\$689,006	1395
Baptist	170	\$326,305	165	\$321,380	185	\$369,559	141	\$250,630	661	\$1,267,874	1918
Benedict	229	\$334,040	235	\$351,991	171	\$256,310	134	\$192,805	769	\$1,135,146	1476
Central Wesleyan	24	\$43,560	39	\$72,301	59	\$112,581	43	\$77,421	165	\$305,863	1854
Clafflin	90	\$130,565	133	\$198,401	72	\$105,245	93	\$127,805	388	\$562,016	1448
Coker	32	\$62,494	37	\$71,577	30	\$64,310	37	\$76,200	136	\$274,581	2019
Columbia	148	\$302,133	105	\$210,270	131	\$267,768	120	\$230,025	504	\$1,010,196	2004
Converse	40	\$89,126	41	\$85,700	52	\$114,656	34	\$71,962	167	\$361,444	2164
Erskine	57	\$121,076	61	\$136,054	69	\$149,389	67	\$143,915	254	\$550,434	2167
Furman	189	\$433,205	157	\$364,366	176	\$399,895	193	\$443,927	715	\$1,641,393	2296
Limestone	53	\$98,925	66	\$121,139	90	\$168,746	81	\$126,698	290	\$515,508	1778
Morris	61	\$88,100	65	\$93,964	92	\$132,560	65	\$84,970	283	\$399,594	1412
Newberry	116	\$242,275	88	\$194,050	77	\$167,820	77	\$166,210	358	\$770,355	2152
North Greenville	126	\$177,145	103	\$146,510	4	\$4,680		\$0	233	\$328,335	1409
Presbyterian	85	\$185,810	73	\$162,832	68	\$149,884	52	\$114,230	278	\$612,756	2204
Spartanburg Meth.	287	\$389,149	188	\$254,705	3	\$3,230		\$0	478	\$647,084	1354
Voorhees	54	\$77,760	121	\$172,610	90	\$127,340	58	\$73,225	323	\$450,935	1396
Wofford	130	\$288,772	127	\$283,312	94	\$210,239	106	\$224,028	457	\$1,006,351	2202
TOTAL	2,182	\$3,801,151	2,004	\$3,518,347	1,478	\$2,823,262	1,310	\$2,414,991	6,974	\$12,557,751	1801

1983 - 84
GRANTS BY INCOME RANGES



1983-84 TUITION GRANTS BREAKDOWN

County	Number of Recipients	Percentage of Recipients
Abbeville	78	1.12
Aiken	111	1.59
Allendale	22	.31
Anderson	422	6.15
Bamberg	111	1.12
Barnwell	60	.86
Beaufort	73	1.05
Berkeley	226	3.24
Calhoun	46	.66
Charleston	469	6.72
Cherokee	134	1.94
Chester	52	.74
Chesterfield	70	1.10
Clarendon	97	1.39
Colleton	70	1.10
Darlington	147	2.11
Dillon	57	.82
Dorchester	178	2.55
Edgefield	27	.39
Fairfield	61	.87
Florence	213	3.15
Georgetown	100	1.43
Greenville	776	11.13
Greenwood	65	.93
Hampton	19	.27
Horry	113	1.62
Jasper	37	.53
Kershaw	90	1.29
Lancaster	55	.79
Laurens	169	2.42
Lee	53	.76
Lexington	246	3.53
McCormick	13	.19
Marion	76	1.09
Marlboro	43	.62
Newberry	108	1.55
Oconee	93	1.33
Orangeburg	238	3.41
Pickens	205	2.94
Richland	425	6.19
Saluda	21	.30
Spartanburg	766	10.98
Sumter	211	3.02
Union	72	1.03
Williamsburg	127	1.82
York	119	1.71
Other	10	.14
TOTAL	6,974	100%

1983 - 84 TUITION GRANTS PER COUNTY



SOUTH CAROLINA TUITION GRANTS AGENCY
1982 - 83 TUITION GRANTS

COLLEGE	FRESHMEN		SOPHOMORES		JUNIORS		SENIORS		TOTALS	
	No.	Amount	No.	Amount	No.	Amount	No.	Amount	No.	Amount
Allen	7	\$9,330	22	\$31,235	17	\$22,600	13	\$18,790	59	\$81,955
Anderson	265	\$363,914	279	\$384,190	3	\$2,400		\$0	547	\$750,504
Baptist	200	\$339,615	213	\$382,675	184	\$336,727	173	\$291,555	770	\$1,350,572
Benedict	227	\$318,704	202	\$303,550	156	\$229,792	165	\$229,476	750	\$1,081,522
Central Wesleyan ...	31	\$52,510	58	\$97,325	45	\$71,098	40	\$59,570	174	\$280,503
Claflin	103	\$147,240	95	\$137,855	103	\$144,870	102	\$132,240	403	\$562,205
Coker	25	\$44,765	32	\$59,480	42	\$76,605	24	\$44,715	123	\$225,565
Columbia	110	\$189,953	122	\$219,670	128	\$227,710	132	\$227,813	492	\$865,146
Converse	44	\$96,881	49	\$109,030	42	\$86,946	41	\$84,530	176	\$377,387
Erskine	71	\$147,406	63	\$126,170	79	\$166,125	79	\$154,596	292	\$594,297
Furman	156	\$314,377	144	\$297,992	223	\$458,857	190	\$381,480	713	\$1,452,706
Limestone	64	\$101,280	77	\$124,979	100	\$145,311	76	\$109,964	317	\$481,534
Morris	64	\$83,505	75	\$104,855	88	\$118,715	57	\$71,190	284	\$378,265
Newberry	107	\$192,345	101	\$193,260	82	\$159,140	98	\$186,970	388	\$731,715
North Greenville ...	136	\$180,040	116	\$153,890	3	\$3,260	1	\$1,560	256	\$338,750
Presbyterian	70	\$141,454	69	\$141,384	60	\$123,808	60	\$116,745	259	\$523,391
Spartanburg Meth ...	284	\$370,698	229	\$306,220	3	\$1,910		\$0	516	\$678,828
Voorhees	57	\$76,100	118	\$166,645	102	\$145,555	90	\$130,130	367	\$518,430
Wofford	147	\$306,304	90	\$185,558	137	\$282,244	108	\$217,663	482	\$991,769
TOTAL	2,168	\$3,476,421	2,154	\$3,525,963	1,597	\$2,803,673	1,449	\$2,458,987	7,368	\$12,265,044

AWARDS, STATE FUNDS, AND TOTAL FUNDS HISTORY

	<u>1970 - 71</u>	<u>1971 - 72</u>	<u>1972 - 73</u>	<u>1973 - 74</u>	<u>1974 - 75</u>	<u>1975 - 76</u>	<u>1976 - 77</u>
STATE APPROPRIATION	\$5,000	\$50,000	\$150,000	\$4,000,000	\$6,180,000	\$7,255,473	\$7,332,686
TOTAL FUNDS	\$5,000	\$50,000	\$150,000	\$4,000,000	\$6,398,882	\$7,460,840	\$7,833,339
NUMBER OF GRANTS		43	134	3,271	5,186	5,784	7,516

	<u>1977 - 78</u>	<u>1978 - 79</u>	<u>1979 - 80</u>	<u>1980 - 81</u>	<u>1981 - 82</u>	<u>1982 - 83</u>	<u>1983 - 84</u>
STATE APPROPRIATION	\$8,354,749	\$9,356,497	\$9,907,590	\$10,834,659	\$12,084,659	\$12,184,659	\$11,929,149
TOTAL FUNDS	\$9,085,707	\$10,133,140	\$10,788,633	\$11,700,785	\$12,646,350	\$12,375,722	\$12,577,824
NUMBER OF GRANTS	7,758	8,335	7,634	8,479	8,001	7,368	6,974

1. Number of 1980-81 grants include 1049 for second semester only.
2. 1981-82 total funds includes \$830,289 in federal S.S.I.G. funds plus 2.19% Budget & Control midyear reduction.
3. 1982-83 total funds includes \$796,573 in federal S.S.I.G. funds plus .31% and 4.6% Budget and Control Board midyear reductions to initial appropriation.
4. Number of 1982-83 awards include 448 half-grants for second semester only.

**AVERAGE GRANTS AND AVERAGE TUITION CHANGES
1974 - 75 TO 1983 - 84**

Year	Average Tuition Charge-Private Colleges	Average Tuition Grant	% of Tuition Covered by S.C.T.G.	Tuition Gap (Amt. Not Covered)
1974-75	\$1,555	\$1,233	79%	\$322
1975-76	\$1,656	\$1,289	78%	\$689
1976-77	\$1,825	\$1,042	57%	\$783
1977-78	\$1,953	\$1,171	60%	\$782
1978-79	\$2,136	\$1,215	57%	\$921
1979-80	\$2,377	\$1,413	59%	\$964
1980-81	\$2,654	\$1,470	55%	\$1,184
1981-82	\$3,007	\$1,580	53%	\$1,427
1982-83	\$3,336	\$1,732	52%	\$1,604
1983-84	\$3,599	\$1,803	50%	\$1,796

NOTE: The tuition grant average has increased 46% between 1974-75 and 1983-84. The average tuition change at the private colleges has increased 131% over the same time period.

SOUTH CAROLINA STATE LIBRARY



0 01 01 0028887 6

