

AGENCY NAME:	Rural Infrastructure Authority		
AGENCY CODE:	P45	SECTION:	054

**Fiscal Year 2019–2020
Accountability Report**

SUBMISSION FORM

AGENCY MISSION	<p>The mission of the Rural Infrastructure Authority (RIA) is to provide financing for qualified infrastructure projects that will protect public health, address environmental quality standards and lay the groundwork for economic opportunities.</p>
-----------------------	--

AGENCY VISION	<p>Through partnerships and targeted infrastructure investments, improve the quality of life for residents, enhance community sustainability and boost economic opportunities throughout the state.</p>
----------------------	---

Does the agency have any major or minor recommendations (internal or external) that would allow the agency to operate more effectively and efficiently?

	Yes	No
RESTRUCTURING RECOMMENDATIONS:	<input type="checkbox"/>	<input checked="" type="checkbox"/>

Is the agency in compliance with S.C. Code Ann. § 2-1-230, which requires submission of certain reports to the Legislative Services Agency for publication online and to the State Library? See also S.C. Code Ann. § 60-2-30.

	Yes	No
REPORT SUBMISSION COMPLIANCE:	<input checked="" type="checkbox"/>	<input type="checkbox"/>

AGENCY NAME:	Rural Infrastructure Authority		
AGENCY CODE:	P45	SECTION:	054

Is the agency in compliance with various requirements to transfer its records, including electronic ones, to the Department of Archives and History? See the Public Records Act (S.C. Code Ann. § 30-1-10 through 30-1-180) and the South Carolina Uniform Electronic Transactions Act (S.C. Code Ann. § 26-6-10 through 26-10-210).

RECORDS MANAGEMENT COMPLIANCE:	Yes	No
	<input checked="" type="checkbox"/>	<input type="checkbox"/>

Is the agency in compliance with S.C. Code Ann. § 1-23-120(J), which requires an agency to conduct a formal review of its regulations every five years?

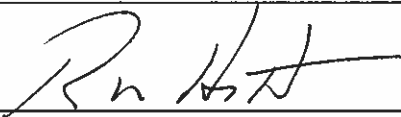
REGULATION REVIEW:	Yes	No
	<input type="checkbox"/>	<input checked="" type="checkbox"/>

Please identify your agency's preferred contacts for this year's accountability report.

	<u>Name</u>	<u>Phone</u>	<u>Email</u>
PRIMARY CONTACT:	Bonnie Ammons	803.737.0226	bammons@ria.sc.gov
SECONDARY CONTACT:	Chris Huffman	803.737.0462	chuffman@sccommerce.com

I have reviewed and approved the enclosed FY 2019–2020 Accountability Report, which is complete and accurate to the extent of my knowledge.

AGENCY DIRECTOR (SIGN AND DATE):			<i>9-10-2020</i>
(TYPE/PRINT NAME):	Bonnie Ammons		

BOARD/CMSN CHAIR (SIGN AND DATE):			<i>9/10/20</i>
(TYPE/PRINT NAME):	Robert M. Hitt III		

AGENCY NAME:	Rural Infrastructure Authority		
AGENCY CODE:	P45	SECTION:	054

AGENCY’S DISCUSSION AND ANALYSIS

Infrastructure Finance Programs – Summary of Efforts and Results

The S.C. Rural Infrastructure Authority (RIA) makes grant and loan financing available for qualified infrastructure projects (drinking water, sanitary sewer and storm water drainage facilities) statewide. By working in partnership with local communities, these financial investments are designed to address the key objectives of protecting public health, addressing environmental quality standards and preparing communities for economic opportunities. RIA assistance helps close financial gaps for areas in need of reliable infrastructure. In addition, RIA collaborates with stakeholders to identify and coordinate additional resources for infrastructure improvements.

This year a total of \$180 million in projects were approved through RIA’s grant and loan financing programs. See Figure 1.

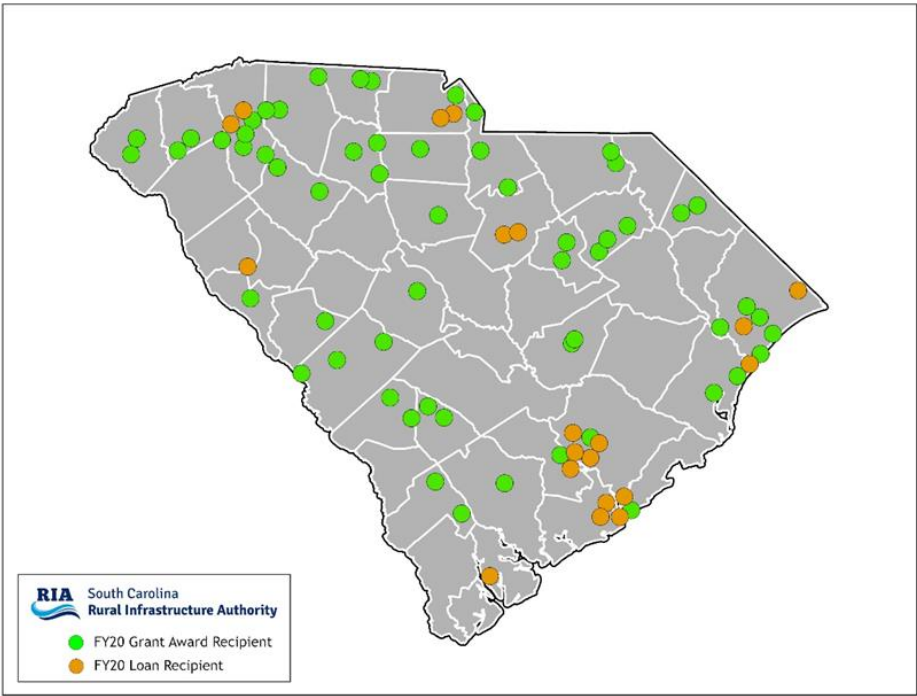


Figure 1: FY 20 Projects Funded by Location

Grant Program

Financial assistance is made available to eligible applicants (local governments, special purpose districts and public works commissions) annually through two competitive funding rounds. Funds are distributed through two program categories which align with the agency’s objectives: (1) the Basic Infrastructure program to address regional cooperation, environmental concerns, public health issues and aging infrastructure needs; and (2) the Economic Infrastructure Program to provide reliable infrastructure serving new or existing businesses and expanding system capacity to boost economic opportunities.

AGENCY NAME:	Rural Infrastructure Authority		
AGENCY CODE:	P45	SECTION:	054

Qualified projects are selected by the Board based on a comparative analysis of need, feasibility and impact and all applicants are notified of the results. Technical assistance is provided to applicants whose projects are not funded.

Summary of Results:

- 59 new grants totaling \$25 million were approved by RIA’s Board of Directors.
- 62,000 residential and business customers will be impacted.
- 66% of projects funded were located in rural and distressed areas.
- \$40 million from local and other resources will match RIA’s infrastructure investment.

Cumulative Impact (FY 2013-2020):

- \$148 million in grants awarded.
- Grants awarded in 46 counties and almost 80% were in rural and distressed areas.
- Grants leveraged \$430 million in local/other funds for infrastructure improvements.
- Economic development projects will result in 7,800 new jobs by new/existing business customers.

State Revolving Funds Loan Program

Low cost loan financing is provided through two federally capitalized State Revolving Funds (SRF) for Drinking Water and Clean Water (sewer). The SRF has been annually capitalized by the U.S. Environmental Protection Agency (EPA) since 1989. The program was transferred to RIA in 2015. The state program is administered jointly with the S.C. Department of Health and Environmental Control (DHEC). DHEC prioritizes projects, handles the technical aspects of the program and ensures compliance with EPA requirements. The RIA’s Office of Local Government (OLG) manages the financial component including credit reviews, loan agreements, closings and disbursement of funds as well as loan repayments and administration.

The program offers below market interest rates for major water, wastewater and storm water improvement projects throughout the state. This low-cost financing means savings for borrowers and customers. At the beginning of the year, the standard interest rate was 2.2%. However, following the dramatic drop in interest rates in the municipal bond market, which was due in part to COVID-19, the SRF standard interest rate was lowered to 1.8% in the second half of the year. The lower municipal bond market rates also resulted in \$54.9 million in early pay-offs from SRF loans with remaining terms of ten years or less.

Summary of Results:

- \$154.9 million in loans closed.
- 20 loans closed (second highest annual number in program history).
- \$114.7 million in loan repayments.
- \$734 million in outstanding principal balance.

Cumulative Impacts:

- \$616 million loans closed since the SRF program was transferred to RIA in FY16.
- \$100 million in loans closed – fourth consecutive year.

AGENCY NAME:	Rural Infrastructure Authority		
AGENCY CODE:	P45	SECTION:	054

- \$1.2 billion current loan portfolio.
- No loan defaults or major audit findings in program history.

The SRF program was allocated \$17 million from the EPA for use in counties that suffered damage from Hurricane Florence. RIA worked with customers to identify 19 projects that qualify for this assistance and they are expected to receive funds next year.

Factors Impacting Performance and Future Plans

Because financing assistance requests are generated at the local level, performance measures can be impacted by the number, type, and location of requests that are received annually. Similarly, there is limited ability for rural and distressed areas to generate additional funding to leverage grant funds. Being responsive to local needs often means that the agency’s performance targets are subject to unpredictable shifts in local priorities and conditions.

Since the agency began operating in 2012, the General Assembly expanded its ability to address infrastructure needs statewide and to provide grant and loan financial assistance. The RIA will continue its efforts to target technical assistance and capacity building to rural, small and disadvantaged communities. RIA helps to identify affordable infrastructure solutions and works to leverage other resources. This increases the impact and promotes greater affordability and sustainability. This year, RIA applied for and received a \$260,000 grant from the U.S. Department of Commerce, Economic Development Administration. The grant will be used to conduct a statewide infrastructure assessment of common issues that impact the ability of smaller water and sewer systems to address infrastructure needs and be more sustainable from a financial, technical and operational perspective. The project will develop tools and resources that can be used to help smaller systems, including regional and other cooperative approaches.

In the last five years, RIA has taken steps to pro-actively market program resources, provide training and enhance communications in the SRF program. These efforts, coupled with improvements in the economy, have resulted in record levels of demand for program resources in four of the last five years. However, when interest rates in the municipal bond market dropped to historical lows earlier this year, SRF borrowers with less than 10 years to maturity made a significant number of early loan pay-offs. While this translates to a greater availability of funds for lending next year, borrowers may be reluctant to borrow money for projects in the face of uncertainty in the markets and COVID-19. Accordingly, the goals for the amount and number of loans have been reduced for this year.

Risk Assessment and Mitigation Strategies

One of the RIA’s strategies is to serve as a resource for communities, whether the need is for technical or financial assistance. To address this issue, RIA holds four workshops for the grant and loan programs and this year 245 participants received training. Workshop evaluations from participants were overwhelmingly positive with an average of 4.77 on a 5-point scale. In addition, staff worked directly with clients to identify and carry out 216 projects. Demand for this technical assistance and capacity building remains high and RIA will continue its customer assistance efforts.

AGENCY NAME:	Rural Infrastructure Authority		
AGENCY CODE:	P45	SECTION:	054

One of the biggest concerns for customers statewide is the deterioration of aging infrastructure systems and the subsequent decreasing capacity of such infrastructure to meet environmental standards. Staff conducted an internal review of whether RIA resources had a measurable impact on the resolution of DHEC consent orders and regulatory concerns related to health and the environment. Of the projects awarded for this purpose through 2019, 71% of the consent orders have been fully resolved. Those not yet resolved are mostly due to outstanding non-construction or operational issues, which RIA does not fund. Most of RIA’s grant funds, \$58 million, have been used to upgrade aging and failing infrastructure, ensuring services are safe and reliable. RIA will continue to work with DHEC to identify and target grant funding to correct these deficiencies.

A lack of resources is the primary reason many communities are unable to properly operate and maintain the water and sewer systems that serve residents and businesses. A delay in making the required investments can result in higher costs, business and service disruptions and increased health and environmental risks. Thus, access to reliable and affordable infrastructure serves as an important quality of life concern for protecting public health, improving environmental quality and encouraging economic opportunities. Significant investments will be needed to ensure that there is adequate capacity for future economic growth.

Three key factors can help stretch the impact of limited resources: (1) providing additional funding where feasible to leverage local resources; (2) strengthening partnerships to maximize existing resources and provide additional technical assistance; and (3) encouraging development of plans and studies that will lead to greater sustainability of water and sewer systems, including regional solutions.

In the coming year, RIA will be conducting a statewide assessment designed to explore common water and sewer system sustainability issues and needs. RIA will be seeking input from stakeholders and building partnerships in order to develop resources and solutions for the long-term needs of water and sewer systems. Partners in this effort are the members of the S.C. Infrastructure Funders Coordinating Committee. Representatives include the RIA, S.C. Department of Commerce (Commerce), DHEC, U.S. Department of Agriculture - Rural Development and the U.S. Department of Commerce - Economic Development Administration. The Committee meets on a regular basis to address funding gaps and support joint projects, share best practices and provide coordinated technical assistance to potential applicants. RIA will also build on its relationships with local governments, water and sewer organizations as well as financial and technical groups to address infrastructure issues and enhance local capacity.

Agency Organization

The RIA is governed by a Board of Directors (Board) that includes six members who reside in or represent distressed and/or least developed counties. The Secretary of Commerce serves as Chairman. The Board develops an annual strategy for addressing grant infrastructure needs as well as establishes programs, sets priorities, selects qualified projects for grant funds and reviews performance.

RIA staff is organized by grant and loan programs. The grant programs include a new infrastructure sustainability program manager. The OLG operates the financial and loan components of the SRF. The

AGENCY NAME:	Rural Infrastructure Authority		
AGENCY CODE:	P45	SECTION:	054

S.C. Water Quality Revolving Fund Authority (State Fiscal Accountability Authority) oversees SRF financial program policies.

The RIA has an Executive Director and nine full time staff (See Figure 2: Organizational Chart). In order to foster administrative collaboration, RIA contracts with Commerce to provide office space, legal, financial and human resources services. This agreement allows for more efficient use of staff and resources available to the RIA.

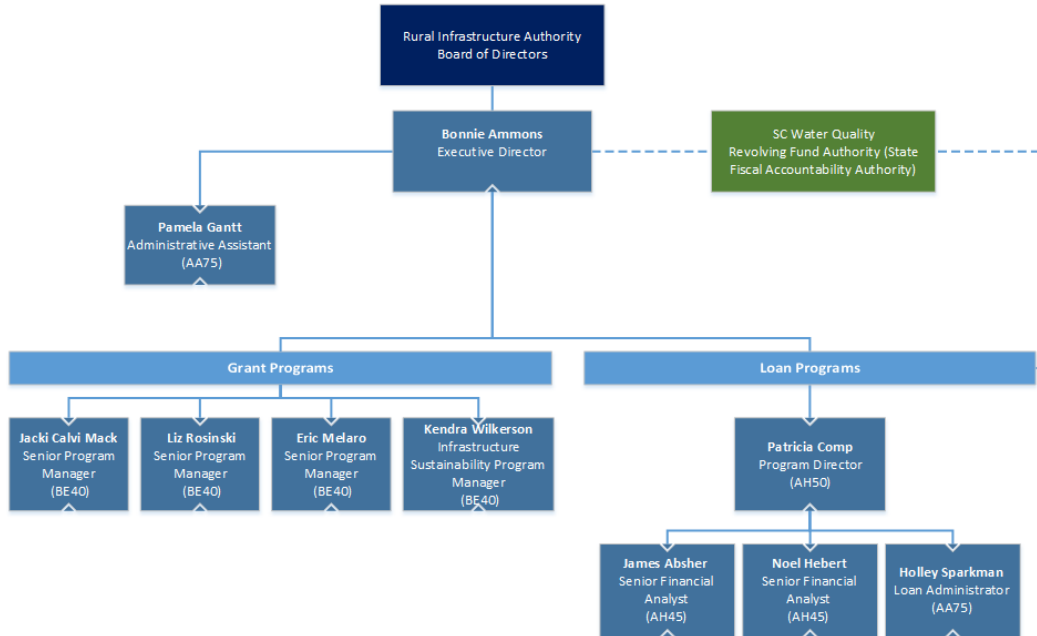


Figure 2: Organizational Chart

Restructuring Recommendations

The S.C. House Legislative Oversight Committee completed its review of the RIA this year. Recommendations specified a repeal or clean-up of outdated code language related to the transfer of the OLG to RIA and to revise terminology used for distressed and least developed counties to Tier III and Tier IV as defined in current law. RIA, in conjunction with its Board, will pursue such revisions to the extent that it will impact ongoing operations.

Records Management

The agency does not have a long history and thus has not had an unreasonable accumulation of grant or administrative records to date. An imaging system has been implemented for the loan programs and thus eliminated the need for a purge schedule.

Regulation Review

RIA has not promulgated regulations and in accordance with its enabling legislation is not required to do so. The OLG complies with SC Reg. 61-67.1 promulgated by DHEC in administration of the loan programs.

Agency Name: RURAL INFRASTRUCTURE AUTHORITY

Fiscal Year 2019-2020

Accountability Report

Agency Code: P450 Section: 54

Strategic Planning and Performance Measurement Template

Statewide Enterprise Strategic Objective	Type	Item #			Description	Base	2019-20		Time Applicable	Data Source and Availability	Calculation Method	Meaningful Use of Measure
		Goal	Strategy	Measure			Target	Actual				
Public Infrastructure and Economic Development	G	1			PROVIDE GRANT ASSISTANCE FOR CONSTRUCTING AND IMPROVING PUBLIC INFRASTRUCTURE.							
	S	1.1			Improve quality of life by addressing infrastructure that impacts public health or the environment							
	M		1.1.1	Grants awarded to address health/environmental concerns or upgrade aging infrastructure	\$18,881,252	\$17,000,000	\$20,300,000	30-Jun	RIA grant requests	Actual value of approved grant requests	Program impact reflects an increase in funds used to improve infrastructure in order to protect public health	
	M		1.1.2	Communities Assisted	39	30	47	30-Jun	RIA grant requests	Based on information provided by grantee	Program impact reflects an increase in the number of communities assisted with infrastructure improvements to protect public health	
	S	1.2			Create opportunities for economic impact by providing infrastructure capacity to support economic development							
	M		1.2.1	Grants awarded to support economic opportunities	\$6,785,064	\$8,000,000	\$5,200,000	July 1 - June 30	RIA grant requests	Actual value of approved grant requests	Program impact reflects a decrease in this year's requests for assistance with projects for economic purposes which allowed more grant resources to be used for projects to protect public health	
	M		1.2.2	Communities Assisted	15	15	12	July 1 - June 30	RIA grant requests	Based on information provided by grantee	Program impact reflects a slight decrease in the number of communities assisted. Every applicant request for grants to assist with economic opportunities was awarded assistance.	
	S	1.3			Enhance community sustainability through support for reliable and affordable infrastructure							
	M		1.3.1	Percentage of funds awarded in rural or distressed areas	64%	64%	66%	July 1 - June 30	RIA grant requests	Based on approved grant requests in census tracts that meet the DOR criteria for tiered levels of distress	Funds targeted to areas of need with limited resources. Slight increase shows more funds made available to these areas. Only slight variations are anticipated due to state funding source which specifies where funds can be allocated.	
	M		1.3.2	Grant resources leveraged	\$1.74 to \$1	\$1 to \$1	\$1.59 to \$1	July 1 - June 30	RIA grant requests	Actual value of other committed funds included with approved grant requests	Return on investment is also the grant cost share ratio (number of other dollars committed to a project per dollar of grant funds.) The amount of other dollars exceeded the target value reflecting increased investment in infrastructure needs but was less than the previous year.	
	M		1.3.3	Customers trained/ technical assists	459	300	461	July 1 - June 30	RIA data	Number of participants + number of technical assists	Capacity building - The level of customer assistance exceeded expectations and reflects a continuing high demand for agency resources.	
Public Infrastructure and Economic Development	G	2			PROVIDE AFFORDABLE LOAN FINANCING TO SUPPORT INFRASTRUCTURE IMPROVEMENTS.							

Agency Name: RURAL INFRASTRUCTURE AUTHORITY

Fiscal Year 2019-2020

Accountability Report

Agency Code: P450 Section: 54

Strategic Planning and Performance Measurement Template

Statewide Enterprise Strategic Objective	Type	Item #			Description	Base	2019-20		Time Applicable	Data Source and Availability	Calculation Method	Meaningful Use of Measure
		Goal	Strategy	Measure			Target	Actual				
	S	2.1			Work with DHEC to provide resources for investment in Clean Water infrastructure							
	M			2.1.1	Total Loans closed	\$105,308,746	\$80,000,000	\$128,040,038	July 1 - June 30	SRF loans closed	Value of loans executed	Utilization rate - reflects a higher demand for loan assistance for sewer infrastructure.
	M			2.1.2	Communities Assisted	9	10	8	July 1 - June 30	SRF loans closed	Number of entities assisted through loans closed	Utilization rate - reflects a slight decrease in the number of communities provided financial assistance and also indicates larger loan amounts.
	S	2.2			Work with DHEC to provide resources for investment in Drinking Water infrastructure							
	M			2.2.1	Total Loans closed	\$5,600,375	\$20,000,000	\$26,838,140	July 1 - June 30	SRF loans closed	Value of loans executed	Utilization rate - reflects a higher demand for loan assistance for water infrastructure.
	M			2.2.2	Communities Assisted	2	4	5	July 1 - June 30	SRF loans closed	Number of entities assisted through loans closed	Utilization rate - indicates an increase in the number of communities assisted.
	S	2.3			Effectively manage resources to ensure future low-cost financing opportunities							
	M			2.3.1	SRF Clean Water Program utilization rate (PACE)	89%	90%	93%	July 1 - June 30	EPA database	Percentage of executed loans to funds available	Utilization rate reflects the rate of obligation of loans. The increase reflects the higher amount of loans closed over the past couple of years.
	M			2.3.2	SRF Drinking Water Program utilization rate (PACE)	100%	95%	94%	July 1 - June 30	EPA database	Percentage of executed loans to funds available	Utilization rate -The slight decrease indicates a lower level of demand in FY18-19 for water infrastructure projects over sewer infrastructure projects which tend to be more expensive. Demand for water or sewer can be cyclical for borrowers.

Agency Name: RURAL INFRASTRUCTURE AUTHORITY

Fiscal Year 2019-2020
Accountability Report

Agency Code: P450 Section: 54

Strategic Planning and Performance Measurement Template

Statewide Enterprise Strategic Objective	Type	Item #			Description	2020-21			Time Applicable	Data Source and Availability	Calculation Method	Meaningful Use of Measure
		Goal	Strategy	Measure		Base	Target	Actual				
Public Infrastructure and Economic Development	G	1			PROVIDE GRANT ASSISTANCE FOR CONSTRUCTING AND IMPROVING PUBLIC INFRASTRUCTURE.							
	S		1.1		Improve quality of life by addressing infrastructure that impacts public health or the environment							
	M			1.1.1	Award at least the target value of grants to address health/environmental concerns or upgrade aging infrastructure annually	\$20,300,000	\$17,000,000		July 1 - June 30	RIA grant requests	Actual value of approved grant requests	Reflects the amount of funding provided for one of the two key goals of RIA's grant programs
	M			1.1.2	Assist at least the target number of communities through grants addressing health/environmental concerns or upgrading aging infrastructure annually	47	40		July 1 - June 30	RIA grant requests	Based on information provided by grantee	Reflects the distribution of this funding to different communities in the state; depends in part on the funding applications received
	S		1.2		Create opportunities for economic impact by providing infrastructure capacity to support economic development							
	M			1.2.1	Award at least the target value of grants to support economic opportunities annually	\$5,200,000	\$8,000,000		July 1 - June 30	RIA grant requests	Actual value of approved grant requests	Reflects the amount of funding provided for one of the two key goals of RIA's grant programs
	M			1.2.2	Assist at least the target number of communities through grants to support economic opportunities annually	12	10		July 1 - June 30	RIA grant requests	Based on information provided by grantee	Reflects the distribution of this funding to different communities in the state; depends in part on the funding applications received
Public Infrastructure and Economic Development	G	2			PROVIDE AFFORDABLE LOAN FINANCING TO SUPPORT INFRASTRUCTURE IMPROVEMENTS.							
	S		2.1		Work with DHEC to provide resources for investment in Clean Water infrastructure							
	M			2.1.1	Close at least the target value of clean water loans annually	\$128,040,038	\$60,000,000		July 1 - June 30	SRF loans closed	Value of loans executed	Shows that resources are being made available to communities
	M			2.1.2	Assist at least the target number of communities through drinking water loans closed annually	8	7		July 1 - June 30	SRF loans closed	Number of entities assisted through loans closed	Reflects the distribution of loans to different communities in the state; depends in part on the size of loans closed
	S		2.2		Work with DHEC to provide resources for investment in Drinking Water infrastructure							
	M			2.2.1	Close at least the target value of drinking water loans annually	\$26,838,140	\$10,000,000		July 1 - June 30	SRF loans closed	Value of loans executed	Shows that resources are being made available to communities
	M			2.2.2	Assist at least the target number of communities through drinking water loans closed annually	5	4		July 1 - June 30	SRF loans closed	Number of entities assisted through loans closed	Reflects the distribution of loans to different communities in the state; depends in part on the size of loans closed
	S		2.3		Effectively manage resources to ensure future low-cost financing opportunities							
	M			2.3.1	Obligate at least the target percentage of funds available (utilization rate) in the SRF Clean Water Program	93%	93%		July 1 - June 30	EPA database	Percentage of executed loans to funds available	Utilization rate reflects the rate of obligation of loans. Demand for water or sewer loans can be cyclical for borrowers.
	M			2.3.2	Obligate at least the target percentage of funds available (utilization rate) in the SRF Drinking Water Program	94%	94%		July 1 - June 30	EPA database	Percentage of executed loans to funds available	Utilization rate reflects the rate of obligation of loans. Demand for water or sewer loans can be cyclical for borrowers.

Agency Name: RURAL INFRASTRUCTURE AUTHORITY

Fiscal Year 2019-2020

Accountability Report

Agency Code: P450 Section: 54

Strategic Planning and Performance Measurement Template

Statewide Enterprise Strategic Objective	Type	Item #			Description	Base	2020-21		Time Applicable	Data Source and Availability	Calculation Method	Meaningful Use of Measure
		Goal	Strategy	Measure			Target	Actual				
Public Infrastructure and Economic Development	G	3			BUILD STRONG PARTNERSHIPS WITH COMMUNITIES AND OTHER STAKEHOLDERS.							
	S		3.1		Provide technical support to communities that need infrastructure funding							
	M			3.1.1	Provide grant and loan application training to at least the target number of participants annually.	245	250		July 1 - June 30	RIA data	Number of training participants Training attendance reflects potential applicants' awareness of and interest in RIA's grant programs.	
	M			3.1.2	Achieve at least the target average rating, on a scale of 1-5, on surveys of training participants	4.77	4.5		July 1 - June 30	RIA data	Average of all survey ratings received in the year Positive survey ratings reflect the agency's commitment to customer service.	
	M			3.1.3	Assist applicants and potential applicants with at least the target number of potential projects or project issues annually.	216	220		July 1 - June 30	RIA data	Number of projects on which RIA staff provided technical assistance Staff assistance, ranging from one phone call to a series of meetings, leads to higher quality applications and encourages collaborative solutions.	
	S		3.2		Collaborate with other funders to maximize impact							
	M			3.2.1	Hold at least the target number of Infrastructure Funders Committee meetings annually.	3	3		July 1 - June 30	RIA data	Number of meetings held This Committee, staffed by RIA, brings various funders and stakeholders together to collaborate on complex projects.	
	M			3.2.2	Projects receiving RIA grant funding have at least the target amount of other funds committed for every \$1 of RIA grant funds received.	\$1.59	\$1		July 1 - June 30	RIA grant requests	Actual value of other committed funds included with approved grant requests, divided by the value of grants awarded A higher value of other committed funds indicates less reliance on RIA funding, which is a positive indicator for sustainability.	

Agency Name: **RURAL INFRASTRUCTURE AUTHORITY**

Fiscal Year 2019-2020
Accountability Report

Agency Code: **P450** Section: **54**

Program Template

Program/Title	Purpose	FY 2019-20 Expenditures (Actual)				FY 2020-21 Expenditures (Projected)				Associated Objective(s)
		General	Other	Federal	TOTAL	General	Other	Federal	TOTAL	
II. Rural Infrastructure Authority	To assist with financing qualified infrastructure projects	\$ 13,180,109	\$ 5,141,995		\$ 18,322,105	14,870,056	8,129,944		\$ 23,000,000	1.1.1; 1.1.2; 1.2.1; 1.2.2; 1.3.1; 1.3.2; 1.3.3
I. Administration	To administer the Rural Infrastructure Authority and it's grant programs		\$ 495,256		\$ 495,256		\$ 625,000	\$ 125,000	\$ 750,000	1.1.1; 1.1.2; 1.2.1; 1.2.2; 1.3.1; 1.3.2; 1.3.3
III. Office of Local Government - State Revolving Loan Programs	To provide loan programs for qualified water and waste water infrastructure projects.	\$ 6,165,600	\$ 90,339,044		\$ 96,504,644	\$ 6,165,600	\$ 115,000,000		\$ 121,165,600	2.1.1; 2.1.2; 2.2.1; 2.2.2; 2.3.1; 2.3.2
III. Office of Local Government - Loan Administration	To manage the financial aspects of the State Revolving Loan Programs.		\$ 627,557		\$ 627,557		\$ 670,000		\$ 670,000	2.1.1; 2.1.2; 2.2.1; 2.2.2; 2.3.1; 2.3.2
		\$ 19,345,709	\$ 96,603,853	\$ -	\$ 115,949,562	\$ 21,035,656	\$ 124,424,944	\$ 125,000	\$ 145,585,600	

Agency Name: Rural Infrastructure Authority

Fiscal Year 2019-2020
Updated Accountability Report

Agency Code: P450 Section: 54

Legal Standards Template

Item #	Law Number	Jurisdiction	Type of Law	Statutory Requirement and/or Authority Granted	Does this law specify who your agency must or may serve? (Y/N)	Does the law specify a product or service your agency must or may provide?	If yes, what type of service or product?	If other service or product, please specify what service or product.
1	1-11-20	State	Statute	<i>Division Transfers</i> - Transfers the Local Government Division, Water Resources Coordinating Council membership, and Division of Regional Government from the Budget and Control Board to RIA.	No	No		
2	1-11-25	State	Statute	<i>Local Government Division</i> - Establishes the Local Government Division and outlines grant responsibilities.	Yes	Yes	Other service or product our agency must/may provide	Grant administration
3	1-11-26	State	Statute	<i>Local Government Division</i> - Outlines rules for use of grant funds and provides penalties for violations.	Yes	Yes	Other service or product our agency must/may provide	Provision of a copy of this code section to grantees
4	11-37-200	State	Statute	<i>Water Resources Coordinating Council</i> - Names the RIA Director as a member of the Water Resources Coordinating Council.	Yes	Yes	Board, commission, or committee on which someone from our agency must/may serve	
5	11-40-40	State	Statute	<i>SC Infrastructure Facilities Authority</i> - provides necessary authority to fund, use and administer the SC Infrastructure Revolving Loan Fund.	Yes	Yes	Distribute funding to another entity	
6	11-40-250	State	Statute	<i>SC Infrastructure Facilities Authority</i> - Requires RIA to staff and assist the SC Infrastructure Facilities Authority.	Yes	Yes	Other service or product our agency must/may provide	Loan administration
7	11-42-10	State	Statute	<i>SC Comprehensive Infrastructure Development Act</i> - Names this chapter the "South Carolina Comprehensive Infrastructure Development Act."	No	No		
8	11-42-20	State	Statute	<i>Regional Development Division</i> - Lays out the legislative purpose for establishing the Division of Regional Development.	Yes	No		
9	11-42-30	State	Statute	<i>Regional Development Division</i> - Defines terms related to the Division of Regional Development.	No	No		
10	11-42-40	State	Statute	<i>Regional Development Division</i> - Establishes the Division of Regional Development within RIA.	No	No		

11	11-42-50	State	Statute	<i>Regional Development Division</i> - Lists powers and duties of the Division of Regional Development.	No	Yes	Other service or product our agency must/may provide	Creation of a state infrastructure development plan, coordination of regional infrastructure development plans, and coordination of state programs and resources that impact or affect infrastructure development
12	11-42-60	State	Statute	<i>Regional Development Division</i> - Lists administrative powers of the Division of Regional Development.	No	No		
13	11-50-10	State	Statute	<i>SC Rural Infrastructure Authority</i> - Names this chapter the "South Carolina Rural Infrastructure Act."	No	No		
14	11-50-20	State	Statute	<i>SC Rural Infrastructure Authority</i> - Outlines legislative findings related to the South Carolina Rural Infrastructure Act.	Yes	No		
15	11-50-30	State	Statute	<i>SC Rural Infrastructure Authority</i> - Provides for the selection of qualified infrastructure projects for loans or other financial assistance through the Rural Infrastructure Fund and provides necessary authority to fund, operate and administer the functions of the agency.	Yes	Yes	Distribute funding to another entity	
16	11-50-40	State	Statute	<i>SC Rural Infrastructure Authority</i> - Defines terms related to the South Carolina Rural Infrastructure Act.	No	No		
17	11-50-50	State	Statute	<i>SC Rural Infrastructure Authority</i> - Outlines terms, qualifications, and appointing authorities of the members of the RIA board of directors.	No	No		
18	11-50-55	State	Statute	<i>SC Rural Infrastructure Authority</i> - Allows the RIA board to hire a director.	No	No		
19	11-50-60	State	Statute	<i>SC Rural Infrastructure Authority</i> - Outlines RIA's powers.	Yes	Yes	Distribute funding to another entity	
20	11-50-65	State	Statute	<i>SC Rural Infrastructure Authority</i> - Requires the SC Department of Commerce to provide administrative support to RIA.	No	No		
21	11-50-70	State	Statute	<i>SC Rural Infrastructure Authority</i> - Outlines sources of revenue that may be used by the Rural Infrastructure Fund.	No	No		
22	11-50-80	State	Statute	<i>SC Rural Infrastructure Authority</i> - Establishes procedures for earnings on balances in the Rural Infrastructure Fund.	No	No		

23	11-50-90	State	Statute	<i>SC Rural Infrastructure Authority</i> - Requires RIA to select and administer eligible loan and other financial assistance for projects.	No	Yes	Distribute funding to another entity	
24	11-50-100	State	Statute	<i>SC Rural Infrastructure Authority</i> - Outlines authorizations related to financing agreements.	No	No		
25	11-50-110	State	Statute	<i>SC Rural Infrastructure Authority</i> - Exempts RIA from taxes.	No	No		
26	11-50-120	State	Statute	<i>SC Rural Infrastructure Authority</i> - Outlines procedures related to loan defaults.	Yes	Yes	Other service or product our agency must/may provide	Notification of the State Treasurer regarding loan defaults
27	11-50-130	State	Statute	<i>SC Rural Infrastructure Authority</i> - Limits liability of RIA and its board members and employees.	No	No		
28	11-50-140	State	Statute	<i>SC Rural Infrastructure Authority</i> - Allows RIA to act without additional notices, proceedings, or publications.	No	No		
29	11-50-150	State	Statute	<i>SC Rural Infrastructure Authority</i> - Requires all RIA funds to be deposited with the State Treasurer.	No	No		
30	11-50-160	State	Statute	<i>SC Rural Infrastructure Authority</i> - Requires RIA to submit multiple annual reports and have an annual audit by an independent CPA.	Yes	Yes	Agency reports	
31	11-50-170	State	Statute	<i>SC Rural Infrastructure Authority</i> - Requires liberal construction of the chapter and approval of loans by the public entities that control applicable ad valorem taxes for general operating purposes.	No	No		
32	11-50-180	State	Statute	<i>SC Rural Infrastructure Authority</i> - Establishes severability of any provision held unconstitutional or invalid.	No	No		
33	48-5-30	State	Statute	<i>Water Quality Revolving Fund Authority</i> - Provides necessary authority to fund, invest, use, and administer the clean water fund, the drinking water fund, and other authorized activities permitted by the Safe Drinking Water Act.	Yes	Yes	Distribute funding to another entity	
34	Budget Year Appropriations FY17-18 Section 54 P450 Proviso 54.1	State	Proviso	<i>Rural Infrastructure Fund Carry Forward</i> -Allows the carry forward of funds in the Rural Infrastructure Fund from the prior fiscal year to the current fiscal year.	No	No		
35	Budget Year Appropriations FY17-18 Section 54 P450 Proviso 54.2	State	Proviso	<i>Carry Forward Local Government Assistance</i> - Allows the carry forward of funds appropriated for the purpose of matching federal funds from the prior fiscal year to the current fiscal year.	No	No		
36	Budget Year Appropriations FY17-18 Proviso 54.3	State	Proviso	<i>Carry Forward Calculation</i> - Allows for certain funds to be excluded from the calculation of the carry forward authority.	No	No		

37	Budget Year Appropriations FY17-18 Proviso 54.4	State	Proviso	<i>State Water Pollution Control Revolving Fund</i> - Allows any state funds remaining after fully matching federal grants for the State Revolving Funds under the Clean Water Act or Safe Drinking Water Act to be deposited into the South Carolina Infrastructure Revolving Loan Fund established pursuant to Section 11-40-50.	Yes	Yes	Distribute funding to another entity	
38	Budget Year Appropriations FY17-18 Proviso 54.5	State	Proviso	<i>Statewide Water and Sewer Fund</i> - Funds allocated for the Statewide Water and Sewer Fund to assist qualified Infrastructure projects not otherwise eligible for the Rural Infrastructure Fund. Projects will be selected for assistance based on the same procedures and guidelines established for the Rural Infrastructure Fund. Funds allocated may carry forward from the prior fiscal year to any current fiscal year.	Yes	Yes	Distribute funding to another entity	
39	33 USC 1383	Federal	Statute	<i>Title VI of the Clean Water Act</i> - Provides necessary authority and program requirements for the Clean Water State Revolving Loan Program.	Yes	Yes	Distribute funding to another entity	
40	42 USC 300j-12	Federal	Statute	<i>Safe Drinking Water Act</i> - Provides necessary authority and program requirements for the Drinking Water State Revolving Loan Program.	Yes	Yes	Distribute funding to another entity	

Agency Name: RURAL INFRASTRUCTURE AUTHORITY

Fiscal Year 2019-2020
Accountability Report

Agency Code and Section: P450 54

Customer Template

Service/Product Provided to Customers	Customer Segments	<u>Specify only for the following Segments:</u> (1) Industry: Name; (2) Professional Organization: Name; (3) Public: Demographics.	Divisions or Major Programs	Description
Grants/Technical Assistance	Local Govts.	Includes Special Purpose Districts and Public Works Commissions	Grant Program	To assist with financing qualified infrastructure projects
Loan Financing	Local Govts.	Includes Special Purpose Districts, Public Works Commissions and Non-profit Corporations (Title 33, Chapter 35)	Loan Program	To provide low cost loans for qualified water and wastewater infrastructure projects

Agency Name:

RURAL INFRASTRUCTURE AUTHORITY

**Fiscal Year 2019-2020
Accountability Report**

Agency Code and Section:

P450

54

Partner Template

Name of Partner Entity	Type of Partner Entity	Description of Partnership	Associated Goal(s)
Department of Commerce	State Government	Infrastructure support for community development; industrial site development; economic development; administrative support agreement	Goals 1 and 2
Department of Health and Environmental Control	State Government	Joint administration of the State Revolving Funds Loan Program with DHEC managing the technical aspects and RIA managing the financial functions; coordination with grant projects	Goals 1 and 2
Infrastructure Funders Coordinating Committee	State Government	Informal coordination among federal and state funding agencies to leverage resources and technical assistance for customers	Goal 3

Agency Name: **RURAL INFRASTRUCTURE AUTHORITY**

Fiscal Year 2019-2020
Accountability Report

Agency Code: **P450** Section: **54**

Report and External Review Template

Item	Is this a Report, Review, or both?	Report or Review Name	Name of Entity Requesting the Report or Conducting Review	Type of Entity	Reporting Frequency	Current Fiscal Year: Submission Date or Review Timeline (MM/DD/YYYY)	Summary of Information Requested in the Report or Reviewed	Method to Access the Report or Information from the Review
1	External Review and Report	Accountability Report	Executive Budget Office	State	Annually	FY20	The report "must contain the agency's or department's mission, objectives to accomplish the mission, and performance measures that show the degree to which objectives are being met." Agencies must "identify key program area descriptions and expenditures and link these to key financial and performance results measures." The FY 20 report will be posted following submittal on September 14, 2020 at the Executive Budget Office, SC Statehouse.gov and at the agency's website.	https://ria.sc.gov/about/our-team/administration/ https://www.scstatehouse.gov/reports/aar2019/P450.pdf https://www.admin.sc.gov/budget/accountability
2	External Review and Report	Annual Report	The General Assembly and Joint Bond Review Committee	State	Annually	FY20	The report highlights the activities and accomplishments of the agency during the last fiscal year. Report for FY 19 will be posted on October 1, 2020.	https://ria.sc.gov/about/our-team/administration/
3	External Review and Report	Fines and Fee Report	Senate Finance and House Ways and Means Committees	State	Annually	FY20	Information	https://ria.sc.gov/wp-content/uploads/2020/08/P450-Fines-and-Fees-Report-FY20.pdf
4	External Review and Report	Bank Account Transparency	Senate Finance and House Ways and Means Committees and the Inspector General	State	Annually	FY20	Information	N/A
5	External Review and Report	Outstanding Debt Report	Senate Finance and House Ways and Means Committees and the Inspector General	State	Annually	FY19	Information	N/A
6	External Review and Report	Agreed Upon Procedures	State Auditor's Office	Outside Organization	Annually	FY19	Review of accounting records and internal controls	https://osa.sc.gov/wp-content/uploads/2020/08/P4519-Final.pdf
7	External Review and Report	Single Audit	CliftonLarsonAllen, LLP State Auditor's Office	Outside Organization State	Annually	FY19	Schedule of expenditures of federal awards using uniform guidance.	https://osa.sc.gov/wp-content/uploads/2020/04/2019-Single-Audit-Report.pdf
8	External Review and Report	SRF Program Review	Environmental Protection Agency	Federal	Annually	FY 19	USEPA annual review conducted in accordance with Section 606e of the Clean Water Act. The scope includes technical, managerial, financial and operational capacities of SRF program. The report has not yet been issued.	The report has not been issued to date. When issued, it will be available at: https://ria.sc.gov/contact/#ria-loans