

AGENCY NAME:	Department of Juvenile Justice		
AGENCY CODE:	N120	SECTION:	067

**Fiscal Year 2016-2017
Accountability Report**

SUBMISSION FORM

AGENCY MISSION	<i>It is the mission of the South Carolina Department of Juvenile Justice to protect the public and to reclaim juveniles through prevention, community services, education, and rehabilitative services in the least restrictive environment.</i>
-----------------------	---

AGENCY VISION	<i>DJJ will fuse its community and institutional resources to create a seamless continuum of services within a restorative framework, thereby becoming optimally effective in fulfilling its mission to redirect the lives of troubled children.</i>
----------------------	--

Please select yes or no if the agency has any major or minor (internal or external) recommendations that would allow the agency to operate more effectively and efficiently.


	Yes	No
RESTRUCTURING RECOMMENDATIONS:	<input type="checkbox"/>	<input checked="" type="checkbox"/>

Please identify your agency's preferred contacts for this year's accountability report.

	<i>Name</i>	<i>Phone</i>	<i>Email</i>
PRIMARY CONTACT:	Angela Flowers	803-896-9751	awflow@scdjj.net
SECONDARY CONTACT:	Brett Macgargle	803-896-9792	bmmacg@scdjj.net

AGENCY NAME:	Department of Juvenile Justice		
AGENCY CODE:	N120	SECTION:	067

I have reviewed and approved the enclosed FY 2016-2017 Accountability Report, which is complete and accurate to the extent of my knowledge.

AGENCY DIRECTOR (SIGN AND DATE):			
(TYPE OR PRINT NAME):	Freddie B. Pough 9/19/17		

BOARD/CMSN. CHAIR (SIGN AND DATE):	Not Applicable		
(TYPE OR PRINT NAME):			

AGENCY NAME:	Department of Juvenile Justice		
AGENCY CODE:	N120	SECTION:	067

AGENCY'S DISCUSSION AND ANALYSIS

The Department of Juvenile Justice (DJJ) administers South Carolina's juvenile justice system at the state and local levels and is statutorily mandated to provide rehabilitation and custodial care for the state's juveniles who are on probation, incarcerated, or on parole for a criminal or status offense. DJJ is an integral part of the juvenile justice system in South Carolina, but it operates collaboratively with other related entities including law enforcement, solicitors, family court judges, the Juvenile Parole Board, and staff in other child serving agencies. See the Partner Template for a listing of key juvenile justice partners.

Programs and services are administered primarily under five functional sections: Administrative Services, Community Services, Educational Services, Rehabilitative Services and Security Operations. However, the Divisions of External Affairs and Investigative Services in conjunction with the Offices of Legal and Constituent Services each provide support services and/or programming to assist the agency in accomplishing the following eight strategic goals:

1. Invest in and enhance community services to improve youth outcomes by the end of FY 17-18.
2. Improve services for juveniles committed to DJJ facilities by the end of FY 17-18.
3. Improve academic and vocational outcomes for youth enrolled in the DJJ School District by the end of FY 17-18.
4. Expand after-school and job readiness services to improve long-term outcomes for youth by the end of FY 17-18.
5. Enhance and increase access to treatment and intervention services system-wide by the end of FY 17-18.
6. Expand gang prevention and intervention services across the state by FY 17-18.
7. Expand and enhance volunteer services to increase opportunities for pro-social development for youth by FY 17-18.
8. Enhance workforce development methods to attract, train and retain qualified direct services employees by the end of FY 17-18.

DJJ remains undeterred and relentless in its pursuit of positive change. The agency is raising the bar in the areas of safety, security and the rehabilitation of justice involved youth. Propelled by tremendous challenge and transition over the past year, DJJ is moving forward, reframing each hurdle as an opportunity to rethink programming and processes and to refocus efforts towards true juvenile justice reform. Director Pough's determination to empower "our" youth for the future is the engine that is driving the train of system reform.

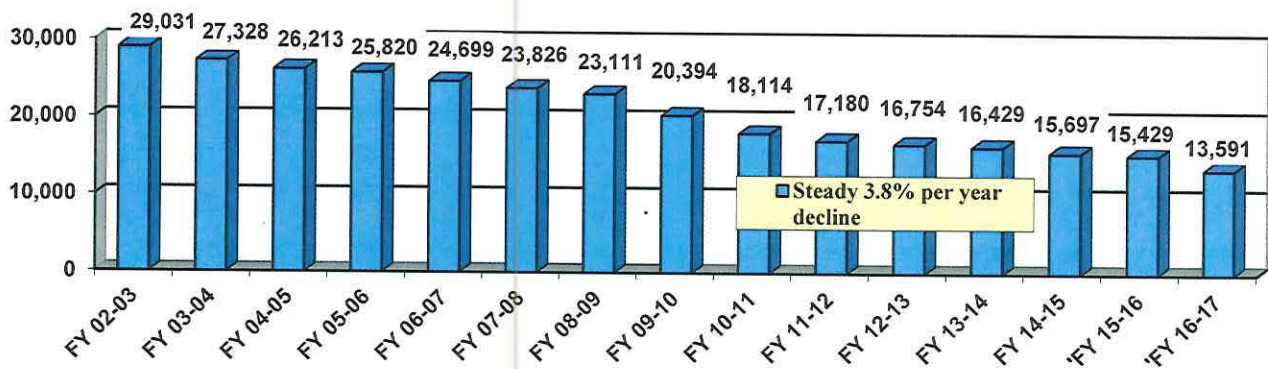
DJJ is creating a new road map that will transform programs and services for juveniles and families system-wide. In June 2017, the agency renewed its longstanding partnership with Clemson University's

AGENCY NAME:	Department of Juvenile Justice		
AGENCY CODE:	N120	SECTION:	067

Youth Learning Institute (YLI). A two day environmental scan meeting was held to jump start the agency’s strategic planning process. Guided by YLI, key senior managers explored national trends and state legislation impacting DJJ. On the agenda were the timely topics of Raise the Age Legislation and regionalization. Senate Bill 916, often referred to as the Raise the Age Legislation, was passed on June 6, 2016 and is set to take effect on July 1, 2019 pending the availability of adequate funding. The legislation will increase the age of the population served by SCDJJ to include persons who are under 18 years of age at the time of the offense. Regionalization, if implemented, would change the manner in which DJJ’s secure long-term and evaluation facilities are utilized. This move would allow juveniles in long-term secure confinement to be housed in the regional facilities closer to their home communities. The environmental scan process yielded a planning guide that will serve as the foundation for a master plan. If fully implemented, the plan will lead the agency into the future well prepared for Raise the Age legislation and regionalization of services. Change is possible, positive and inevitable when coupled with a solid plan, hard work and dedication.

In FY 16-17, the state continued to experience an overall decrease in juvenile crime. A total of 13,591 new juvenile cases were processed representing a steady 3.5% decrease over the past several years.

Number of Referrals to SCDJJ Intake



The agency is working to reduce juvenile crime and incarceration through a series of both new and existing programs and initiatives designed to prevent offenses for at-risk youth, and to provide treatment and rehabilitation to juveniles who already committed offenses. Evidenced-based interventions such as Cognitive Behavior Therapy and Aggression Replacement Therapy are being used at the Broad River Road Complex and in select county offices. Additionally, DJJ has continued its partnership with the Department of Mental Health to expand Multisystemic Therapy (MST) in an effort to improve outcomes for youth with behavioral health challenges.

With a focus on the front-end of the juvenile justice system, DJJ is helping to make communities safer across South Carolina. The goal is to reach children before they enter the justice system. Arbitration, Gang Resistance and Education Training (G.R.E.A.T.) and the Teen After-school Centers (TASC) are examples of programs implemented to achieve this goal. In FY 16-17, 436 elementary and middle

AGENCY NAME:	Department of Juvenile Justice		
AGENCY CODE:	N120	SECTION:	067

school students attended G.R.E.A.T. classes in 20 counties. Additionally, the TASC sites served 3,792 children.

DJJ is committed to improving outcomes for juvenile offenders through programs and services promoting public safety while reclaiming youth through prevention, community-based programs, education, and rehabilitative services in the least restrictive environment appropriate. In keeping with this philosophy, DJJ is a Performance-based Standards (PbS) site. PbS is a project of the Council of Juvenile Correctional Administrators (CJCA). Its mission is to improve conditions of confinement. Participating facilities measure performance continuously and bi-annually based on seven critical areas of operation: security, safety, order, justice, health and mental health, programming, and reintegration. During the April, 2017 PbS bi-annual data collection period, DJJ's Juvenile Detention Center achieved a rating of Level 4, the highest allowable rating.

DJJ continues to press towards improved academic and vocational outcomes for youth. Improving academic and vocational outcomes for juveniles within the DJJ school district is an agency goal. While the reading scores remained constant, the school district continues to see improvement in the area of math. We are proud to report that the Measure of Academic Progress (MAP) Growth Measures in math is at 98%. This represents an approximate 29% increase in MAP scores over the previous year. The GED pass rate remained constant at 82%. However, 145 juveniles were able to achieve this milestone. This is a 30.6 % increase over FY 15-16. DJJ continues to make gains with regard to job readiness training and job placement. With a well-established vocational and job readiness training platform, the agency is equipping youth with the requisite skills and competencies to be job ready and crime free. This broad-based initiative has multiple components to include the Career and Technology Education (CATE) courses offered within the DJJ school district, the agency's Job Readiness Training Center (JRTC) and the community-based Job Readiness for Teens (JRT) afterschool and summer job readiness training program. A total of 2,984 youth were served through the JRTC and JRT programs.

DJJ underwent the House Legislative Oversight Study process. This two year process concluded in March 2017. The purpose of the House Legislative Oversight Study, as indicated in the SC Code of Laws Section 2-2-20 (B), was to determine if the agency's laws and programs were being implemented in accordance with the intent of the General Assembly and to determine whether or not said laws and programs should be continued, curtailed or eliminated. Inherent in this Oversight Study process was intense self-assessment in conjunction with internal and external scrutiny. This effort resulted in organizational, operational and programmatic improvements such as the implementation of Security Audit recommendations, enhanced data collection processes, expanded training for security officers, and the creation of the Office of Quality Assurance and Compliance.

Risk Assessment and Mitigation Strategies:

DJJ is statutorily mandated to provide rehabilitation and custodial care for the state's juveniles who are on probation, incarcerated, or on parole for a criminal or status offense. Committed to improving outcomes for juvenile offenders, the agency operates programs and services that promote public safety while reclaiming youth through prevention, community-based programs, education, and rehabilitative services in the least restrictive environment appropriate. At the heart of all of this effort is DJJ's mandate to reclaim youth, reduce juvenile crime, and thereby, protect the public.

AGENCY NAME:	Department of Juvenile Justice		
AGENCY CODE:	N120	SECTION:	067

DJJ looks to the Office of Juvenile Justice and Delinquency Prevention (OJJDP) and Council of Juvenile Correctional Administrators' (CJCA), PbS project to set criteria for juvenile justice agencies. Moreover, DJJ works cooperatively with other public and private child and family serving agencies and organizations around a shared agenda focusing on improving outcomes for the children, youth and families. According to the latest research, the majority of justice involved youth have at least one mental health disorder. As a founding member of the Joint Council on Children and Adolescents and Palmetto Coordinated System of Care, DJJ is committed to increasing access to quality supports and services and creating a continuum of evidenced-based services for children and youth with behavioral health issues.

DJJ has access to technical assistance from the Children's Law Center and the CJCA. As a PbS participating site, the agency has access to a dedicated PbS coach who is able to provide individualized guidance around critical areas of facility management.

DJJ is able to seek outside assistance to avert and/or mitigate crisis situations. One example of such assistance occurred in the form of salary increases for security staff. DJJ, not unlike other correctional agencies, contends with high turnover rates and staff shortages on a regular basis. The General Assembly approved pay increases for security staff served to improve employee morale making the agency more competitive with other correctional facilities.

At times it may be necessary to seek assistance from the General Assembly regarding legislation applicable to juveniles and/or youthful offenders given Senate Bill 916. The age of juvenile jurisdiction is trending upward nationally. Significant resources are required to develop programming to effectively accommodate young adult offenders. Additionally, the fiscal implications of the Prison Rape Elimination Act (PREA) implementation is yet another consideration that cannot be overlooked. The General Assembly should continue to follow related trends on issues such as reducing isolation in juvenile facilities, prosecution of status offenders and disproportionate minority contact as well the behavioral health needs of juvenile offenders. These issues are at the forefront nationally and have implications for juvenile justice in South Carolina.

Restructuring Recommendations:

Not applicable.

AGENCY NAME:

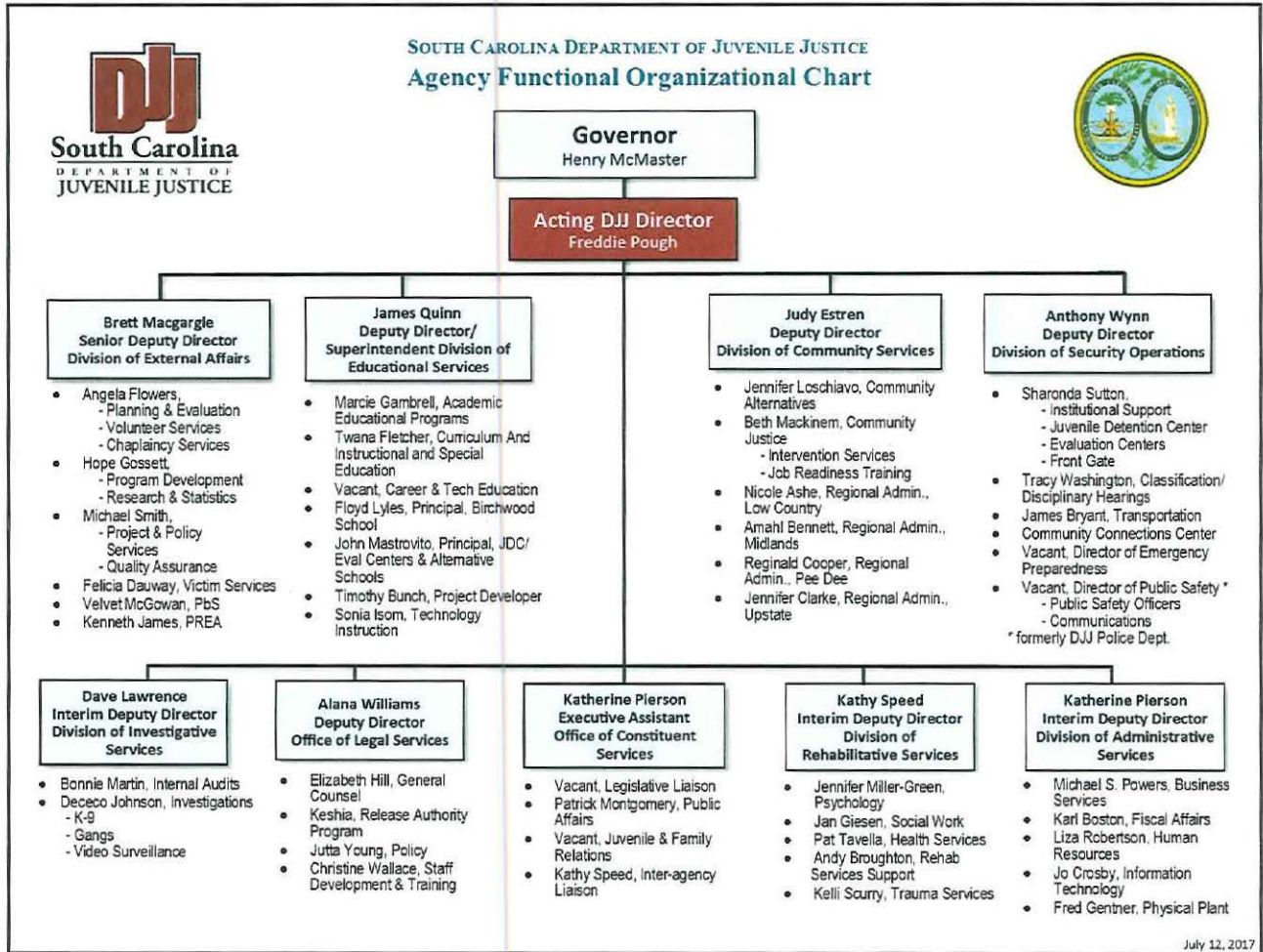
Department of Juvenile Justice

AGENCY CODE:

N120

SECTION:

067



Agency Name:	Department of Juvenile Justice			Fiscal Year 2016-2017 Accountability Report
Agency Code:	N120	Section:	067	Strategic Planning Template

Type	Item #			Associated Enterprise Objective	Description
	Goal	Strat	Object		
G	1			Maintaining Safety, Integrity and Security	Invest in and Enhance Community Services to Improve Youth Outcomes by the end of FY 17-18.
S		1.1			Implement a 4th Generation Risk Assessment Instrument, South Carolina Risk and Needs Assessment, statewide by the end of FY 17-18.
O			1.1.1		Complete the South Carolina Risk and Needs Assessment, SC RANA, user testing and begin pilot testing it in five counties by the end of the first quarter FY16-17.
O			1.1.2		Roll out SC RANA state-wide by the end of FY 17-18.
S		1.2			Expand Intensive Family Court Intake Services in the counties with the highest referral rates
O			1.2.1		Increase the number of county offices offering Intensive Intake Services from six to 14 by the end of FY 17-18.
S			1.4		Expand the use of evidence-based services in the Community by end of FY 17-18.
O			1.4.1		Identify and implement two evidence-based services in the community by the end of FY 17-18.
S			1.5		Develop a process to assess victim satisfaction annually FY 16-17.
O			1.5.1		Conduct a victim satisfaction survey annually beginning FY 16-17.
S			1.6		Ensure that juveniles understand the concept of victim impact by the end of FY 17-18.
O			1.6.1		Conduct victim impact sessions in each county on a quarterly basis by the end of FY 16-17.
S			1.7		Address barriers to evaluating low risk juveniles in the community by the end of FY 17-18.

Agency Name: Department of Juvenile Justice

Fiscal Year 2016-2017
Accountability Report

Agency Code: N120

Section:

067

Strategic Planning Template

Type	Item #			Associated Enterprise Objective	Description
	Goal	Strat	Object		
-			1.7.1		Increase the percentage of community-based court ordered evaluations to 50% by the end of FY 17-18.
G	2			Maintaining Safety, Integrity and Security	Improve Services for Juveniles Committed to DJJ Facilities by the end of FY 17-18.
S			2.1		Monitor and Improve Conditions of Confinement .
O			2.1.1		Implement evidence-based services at the Broad River Road Complex (BRRC) by the end of FY 17-18.
O			2.1.2		Monitor population levels to maintain record lows by end of FY 17-18.
O			2.1.3		Reduce admissions to lock up by the end of FY 17-18.
O			2.1.4		Use Performance-based Standards (PbS) data to improve conditions of confinement by the end of FY 17-18.
G	3			Education, Training, and Human Development	Improve Academic and Vocational Outcomes for Youth Enrolled in the DJJ School District by the end of FY 17-18.
S			3.1		Develop a Read to Succeed District Reading Plan by the end of FY 17-18.
O			3.1.1		Increase middle and high school reading skills by the end of FY 17-18.
S			3.2		Maintain High Standards for GED Passing Rate by the end of FY 17-18.
O			3.2.1		Increase the GED completion rate by 10% by the end of FY 17-18.
-			3.2.2		Obtain a GED passing rate that is within 10% of the national average by the end of FY 17-18.
G	4			Education, Training, and Human Development	Expand After-School and Job Readiness Services to Improve Long-term Outcomes for Youth by the end of FY 17-18.
S			4.1		Increase the accessibility of the Teen-After-School Centers (TASC) and Job Readiness for Teens(JRT) Programs.
O			4.1.1		Increase the number of youth served in TASC by 5 % each year beginning FY 15-16.

Agency Name: Department of Juvenile Justice

Fiscal Year 2016-2017
Accountability Report

Agency Code: N120

Section: 067

Strategic Planning Template

Type	Item #			Associated Enterprise Objective	Description
	Goal	Strat	Object		
O			4.1.2		Increase the number of Job Readiness for Teens (JRT) sites from eight to 16 by the end of FY-17-18.
S			4.2		Increase juvenile access to current and future job opportunities.
O			4.2.1		Increase the number of youth served in the Job Readiness Training Center by 5% by the end of FY 15-16.
G	5			Healthy and Safe Families	Enhance and Increase Access to Treatment and Intervention Services System-wide by the end of FY 17-18.
S			5.1		Expand DJJ county social work services statewide by FY 17-18.
O					Increase the number of counties that provide community social work services by the end of FY 17-18.
O					Increase the number of evidence-based services offered by DJJ clinicians beginning FY 15-16.
G	6			Maintaining Safety, Integrity and Security	Expand Gang Prevention and Intervention Services Across the State by FY 17-18.
S			6.1		Expand the DJJ Gang Resistance and Education Training (G.R.E.A.T.) Program state-wide by FY 17-18.
O			6.1.1		Increase the number of DJJ county offices that teach the G.R.E.A.T. curriculum by 5 % by the end of FY 16-17.
O			6.1.2		Increase the number of elementary and middle school children who participate in G.R.E.A.T. by 5% by the end of FY 16-17.
S			6.2		Implement gang intervention services in the DJJ county offices by the end of FY 17-18.

Agency Name:	Department of Juvenile Justice			Fiscal Year 2016-2017 Accountability Report
Agency Code:	N120	Section:	067	Strategic Planning Template

Type	Item #			Associated Enterprise Objective	Description
	Goal	Strat	Object		
G	7			Government and Citizens	Expand and Enhance Volunteer Services to Increase Opportunities for Pro-Social Development for Youth by FY 17-18.
S			7.1		Develop a process to recruit and retain active volunteers by the end of FY 17-18.
O			7.1.1		Increase the volunteer service hours by 5% by the end of FY 16-17 .
O			7.1.2		Increase the number of mentors by 5% each year beginning FY 15-16.
G	8			Education, Training, and Human Development	Enhance Workforce Development Methods to Attract, Train and Retain Qualified Direct Services Employees by the end of FY 17-18.
S			8.1		Develop methods to recruit, train and retain qualified direct service delivery employees by
O			8.1.1		Review and revise recruiting strategies and options to increase the pool of applicants for direct service positions by the end of FY 16-17.
O			8.1.2		Provide relevant workforce development and training to direct service delivery employees to prepare them to perform job duties.

Agency Name: South Carolina Department of Juvenile Justice

Fiscal Year 2016-2017
Accountability Report

Agency Code: N120 Section: 067

Performance Measurement Template

Item	Performance Measure	Last Value	Current Target Value	Current Value	Future Target Value	Time Applicable	Data Source and Availability	Calculation Method	Associated Objective(s)	Meaningful Use of Measure
1	Number of Victim Impact Classes conducted by the DJJ County Offices	97	New Measure	91	182	Jun-17	DJJ staff use excel spreadsheets to track victim impact classes. Data is tabulated and forwarded to Victims Services on a quarterly basis.	Total number of Victim Impact Classes conducted by DJJ County Offices.	1.6.1	Ensures that juvenile offenders are learning about the impact of crime on the victim in an effort to promote a reduction in juvenile crime.
2	Number of juveniles attending Victim Impact Classes conducted by DJJ County Offices	923	New Measure	633	1266	Jun-17	DJJ staff use excel spreadsheets to track victim impact classes. Data is tabulated and forwarded to Victims Services on a quarterly basis.	Total number of juveniles attending the DJJ County Office sponsored Victim Impact Classes.	1.6.1	Ensures that juvenile offenders are learning about the impact of crime on the victim in an effort to promote a reduction in juvenile crime.
6	Percentage of Evaluations Performed in the Community	46.1	50%	45.43%	50%	Jun-17	Juvenile Justice Management System	Number of community evaluations compared to the total number of evaluations	1.7.1., 1.7.2	Promotes the use of services in the least restrictive setting appropriate. These services tend to be less expensive and produce better outcomes for juveniles, families and society.
7	Number of County Offices that provide Intensive Intake Services (IIS) *	8	9	21*	43*	Jun-17	Verified by Regional Director	Total number of DJJ County Offices that offer IIS.	1.2.1, 1.2.2	Promotes intensive early intervention services to prevent further penetration into the juvenile justice system
3	Average Daily Populations in DJJ Hardware Secure Facilities	373	-	394	-	Jun-17	Monthly Juvenile Population Summary	Daily count of juveniles in hardware secure facilities divided by the number of days in a month	2.1.2	Promotes the monitoring of the conditions of confinement for juveniles in secure custody.
4	Average Daily Population in DJJ Long-term Facility	105	-	107	-	Jun-17	Monthly Juvenile Population Summary	Daily count of juveniles divided by the number of days in a month	2.1.2	Promotes the monitoring of the conditions of confinement for juveniles in secure custody.
5	Average Daily Populations in Wilderness Camps and Marine Institutes	254	-	200	-	Jun-17	Monthly Juvenile Population Summary	Daily count of juveniles divided by the number of days in a month	2.1.2	Ensures oversight and monitoring of youth in DJJ sponsored programs.
8	Average Duration of isolation hours in Long Term Facilities	7.26 Hours	1	51.39	25	Jun-17	Pbs Site Coordinators Review of Isolation Records in April and October.	Average number of isolation hours, during the reporting period, as defined by Performance-based Standards (PbS) guidelines	2.1.3, 2.1.4	Promotes the monitoring of the conditions of confinement for juveniles in secure custody.
9	Measure of Academic Progress (MAP) Growth Measures -Math	76%	80%	98%	98%	Jun-17	NWEA database- online	Increase/Decrease Scores: Pre/Post test given every three months.	3.1.1	Guides instruction in classrooms and measures effectiveness of classroom instruction.
10	Measure of Academic Progress (MAP) Growth Measures -Reading	83%	87%	83%	93%	Jun-17	NWEA database- online	Increase/Decrease Scores: Pre/Post test given every three months.	3.1.1	Guides instruction in classrooms and measures effectiveness of classroom instruction.
11	Number of GEDs completed	111	120	145	175	Jun-17	GED database- online	GED Completion Rate	3.1.2	Guides instruction in classrooms and measures effectiveness of classroom instruction.
12	GED Pass Rate	82%	83%	82%	State Average	Jun-17	GED database- online	Students Passing GED/Students taking exam	3.2.1	Guides instruction in classrooms and measures effectiveness of classroom instruction.

13	Number of youth served in Teen Afterschool Centers (TASC)	4,291	4,493	3,792	4493	Jun-17	Information is gathered quarterly from the Appendix B report and is verified by the Prevention Specialist.	Once all data is collected from the Appendix B that gives the total number for the year.	4.1.1	Promotes pro-social, adult supervised after-school activities for at risk youth in an effort to reduce juvenile crime and recidivism.
14	Number of Youth Served in the Job Readiness for Teens (JRT) Program	475	475	901	975	Jun-17	JRT attendance sheets	Total number of youth attending the JRT program	4.1.2	Promotes vocational opportunities and job skills development for youth in an effort to reduce juvenile crime and recidivism.
15	Number of youth placed in jobs via Job Readiness for Teens(JRT) Program	Unavailable	New Measure	78	150	Jun-17	Excel Spreadsheet	Total number of JRT youth placed in jobs	4.1.2	Promotes vocational opportunities and job skills development for youth in an effort to reduce juvenile crime and recidivism.
16	Number of Youth Receiving Job Readiness Training Classes Through the Job Readiness Training Center (JRTC)	1,241	1,500	2,083	2,500	Jun-17	Excel Spreadsheet	Total number of youth attending JRTC events	4.2.2	Promotes vocational opportunities and job skills development for youth in an effort to reduce juvenile crime and recidivism.
17	Number of youth placed in jobs via Job Readiness Training Center (JRTC)	85	150	31	75	Jun-17	Case Management Database	Total number of youth receiving job placement services that obtained employment	4.2.2	Promotes vocational opportunities and job skills development for youth in an effort to reduce juvenile crime and recidivism.
18	Number of county offices that provide community social work services	14	21	14	21	Jun-17	Verified by Deputy for Rehabilitative Services	Total number of DJJ county offices with a designated social work FTE	5.1.1	Promotes community based treatment services in an effort to strengthen and maintain the juvenile and family in the community .
19	Number of DJJ County Offices that have a Gang Resistance Education and Training (G.R.E.A.T.) Program	14	20	20	20	Jun-17	DJJ G.R.E.A.T. Attendance Sheets	Total number of DJJ County Offices with G.R.E.A.T. certified staff that facilitate G.R.E.A.T. classes.	6.1.1	Promotes primary prevention and teaches social skills and other techniques to elementary and middle school students to prevent gang involvement.
20	Number of students participating in Gang Resistance Education and Training (G.R.E.A.T.)	378	500	436	600	Jun-17	DJJ G.R.E.A.T. Attendance Sheets	The total number of students attending G.R.E.A.T. sessions.	6.1.2	Promotes primary prevention and teaches social skills and other techniques to elementary and middle school students to prevent gang involvement.
21	Number of Volunteer Service Hours	29408.75	30,879 Hours	36,204.50	36,204.50	Jun-17	Volunteer Services Database	Volunteers use the Volunteer Sign In/Sign Out sheet to track service hours. This form is submitted to Volunteers Services on a monthly basis.	7.1.1	Promotes opportunities for the public to make a difference in the lives of troubled youth by giving of their time and/or resources to support DJJ involved youth.
22	Number of Mentors Providing Mentoring Services at the Long-Term Facilities	52	65	69	76	Jun-17	Volunteer Services Database	Volunteers use the Volunteer Sign In/Sign Out sheet to track service hours. This form is submitted to Volunteers Services on a monthly basis.	7.1.2	Promotes a positive connection between juveniles and caring adults in an effort to enhance pro-social development.
23	Number of Hiring Fairs attended **	Unavailable	New Measure	19	TBD	Jun-17	Human Resources Director	Total number of job fairs attended and/or hosted by DJJ Human Resources Division Staff	8.1.1	Promotes active recruitment efforts for key staff vacancies to ensure a steady supply of applicants.
24	Number of security Basic Training Courses offered for new security staff	11	New Measure	9	12	Jun-17	Training Calendar and Attendance Sheets	Total number of Basic Training Courses offered for Security staff	8.1.2	Ensures a trained security workforce.

*All DJJ offices have the capability of providing Intensive Intake Services, IIS. However, not all offices have youth who meet the criteria for IIS.

**Current Value reflects job fairs attended and/or hosted during the period of January 1, 2017- June 30, 2017.

Agency Name: Department of Juvenile Justice

Fiscal Year 2016-2017
Accountability Report

Agency Code: N120 Section: 067

Program Template

Program/Title	Purpose	FY 2016-17 Expenditures (Actual)				FY 2017-18 Expenditures (Projected)				Associated Objective(s)
		General	Other	Federal	TOTAL	General	Other	Federal	TOTAL	
I. Parole Division	Not Applicable	\$ 454,140	\$ -	\$ -	\$ 454,140	\$ 460,331	\$ -	\$ -	\$ 460,331	N/A
II. Administration Division	Leadership and direction for the agency and major support functions	\$ 5,406,989	\$ -	\$ -	\$ 5,406,989	\$ 4,942,411	\$ 231,365	\$ -	\$ 5,173,776	1.1.1, 1.1.2, 2.1.4, 8.1.1, 8.1.2, 8.1.3
III. A. Community Services	Intake processing and supervision of committed juvenile offenders	\$ 16,548,101	\$ 2,246,227	\$ 69,010	\$ 18,863,338	\$ 16,414,015	\$ 2,738,629	\$ 69,010	\$ 19,221,654	1.1.1, 1.1.2, 1.2.1, 1.2.2, 1.3.1, 1.4.1, 1.5.1, 1.6.1, 1.7.1, 4.1.1, 4.1.2, 6.1.1, 6.1.2, 6.2.1
III. B. Long Term Facilities	Treatment and supervision of committed juvenile offenders	\$ 19,624,052	\$ 435,681	\$ 875,824	\$ 20,935,557	\$ 18,738,431	\$ 376,658	\$ 898,000	\$ 20,013,089	2.1.1, 2.1.3, 2.1.4
III. C. Reception and Evaluation	Assessment of juveniles	\$ 7,842,346	\$ 1,789,891	\$ -	\$ 9,632,237	\$ 7,247,105	\$ 1,905,854	\$ -	\$ 9,152,959	1.7.1, 2.1.2, 2.1.3, 2.1.4, 5.1.1, 5.1.2
III. D. County Serv - Detention Center	Pretrial detention for juvenile offenders	\$ 1,284,272	\$ 2,786,760	\$ -	\$ 4,071,032	\$ 972,709	\$ 2,760,992	\$ -	\$ 3,733,701	2.1.2, 2.1.3, 2.1.4
III. E. Residential Operations	Residential care	\$ 23,016,172	\$ -	\$ -	\$ 23,016,172	\$ 28,421,438	\$ 1,829,347	\$ -	\$ 30,250,785	1.7.1, 2.1.2
III. F. Juvenile Health and Safety	Healthcare for committed juveniles and other in residential operations	\$ 7,528,068	\$ 362,926	\$ -	\$ 7,890,994	\$ 7,793,832	\$ 861,028	\$ -	\$ 8,654,860	6.2.1
III. G. Program Analysis and Staff Development	Program review and staff development	\$ 2,185,181	\$ 94,211	\$ -	\$ 2,279,392	\$ 2,115,264	\$ 421,894	\$ -	\$ 2,537,158	1.1.1, 1.1.2, 1.2.2, 1.3.1, 1.3.2, 1.5.1, 1.7.2, 4.2.1, 4.2.2, 7.1.1, 7.1.2
III. H. Education	School programs for committed juveniles and others in residential programs	\$ 1,826,904	\$ 3,403,913	\$ 1,443,953	\$ 6,674,771	\$ 682,662	\$ 4,372,639	\$ 1,449,996	\$ 6,505,297	3.1.1, 3.2.2
IV. Employee Benefits	Fringe benefits for employees	\$ 21,086,921	\$ 2,878,067	\$ 352,174	\$ 24,317,163	\$ 20,478,346	\$ 3,494,293	\$ 360,000	\$ 24,332,639	N/A
	TOTAL	\$ 106,803,147	\$ 13,997,676	\$ 2,740,962	\$ 123,541,785	\$ 108,266,544	\$ 18,992,699	\$ 2,777,006	\$ 130,036,249	

Agency Name: Department of Juvenile Justice

Fiscal Year 2016-2017
Accountability Report

Agency Code: N120 Section: 067

Legal Standards Template

Item #	Law Number	Jurisdiction	Type of Law	Statutory Requirement and/or Authority Granted	Does this law specify who (customer) the agency must or may serve? (Y/N)	Does the law specify a deliverable (product or service) the agency must or may provide? (Y/N)
1	Legal	State	Statute	Sets forth South Carolina's policy on how all state agencies (including DJJ), local governmental entities and public and private organizations shall serve the children of our state. The services the state shall provide for delinquent and at risk youth include prevention, early intervention, rehabilitation and supervision of juveniles on probation or parole, evaluation services for juvenile's temporarily committed by the family court and treatment, custodial and rehabilitative services to juvenile's committed by the Family Court to the custody of DJJ. It is further our state's policy to provide these services in a coordinated and cooperative fashion and to do so holistically and in the least restrictive environment possible consistent with public safety.	Yes	Yes
2	63-1-50	State	Statute	Establishes the Joint Citizens and Legislative Committee on Children, the Director of DJJ as a member of this committee and the role and responsibilities for this committee.	Yes	No
3	16-3-1545	State	Statute	Establishes DJJ's role in providing services to crime victims.	Yes	No
4	63-19-310 thru 320	State	Statute	Creates DJJ and establishes DJJ as a member of the Governor's Cabinet - Director appointed by the Governor and serves at the will and pleasure of the Governor.	No	No
5	63-19-330	State	Statute	Establishes authority of the Director to set policy and empowers the Director to employ persons necessary to perform all responsibilities of the department.	Yes	No

6	63-19-350	State	Statute	Establishes the community-based services to be provided by DJJ.	Yes	Yes
7	63-19-360	State	Statute	Establishes the institutional services to be provided by DJJ, to include detention services for the benefit of local governmental entities.	Yes	Yes
8	63-19-380	State	Statute	Establishes DJJ as a school district subject to the same rules, standards and requirements as any other South Carolina school district and mandates that DJJ's school district "shall operate a continuous progress education program on a twelve-month basis".	Yes	Yes
9	63-19-450	State	Statute	Authorizes DJJ to establish Youth Industries programs to engage youth in meaningful employment and which teach youth employability skills.	Yes	Yes
10	63-19-810 thru 830	State	Statute	Establishes DJJ's responsibility to provide detention screenings for juveniles taken into custody by law enforcement and to provide detention recommendations and alternative referral services to the family court at detention hearings.	Yes	Yes
11	63-19-840	State	Statute	Requires that public agencies, including DJJ, provide or procure residential placements in lieu of secure detention for juveniles accused with committing criminal acts.	Yes	Yes
12	63-19-1010	State	Statute	Establishes DJJ's authority to provide intake services to and for the family court, and probation supervision of juveniles placed on probation by the family court.	Yes	Yes
13	63-19-1030	State	Statute	Requires DJJ to conduct psychological and social evaluations, including preadjudicatory evaluations, of a child as ordered by the Family Court.	Yes	Yes
14	63-19-1210	State	Statute	Gives DJJ the authority to conduct, waiver\transfer evaluations of juveniles being considered for waiver\transfer to adult court, to stand trial as adults, and to make certain findings\recommendations to the court as part of the waiver\transfer hearing process.	Yes	No

15	63-19-1410	State	Statute	Requires DJJ to supervise and provide services to juveniles placed on probation as ordered by the Family Court.	Yes	Yes
16	63-19-1440	State	Statute	Requires DJJ to provide secure and non-secure commitment facilities which allows for the residential confinement of a juvenile.	Yes	Yes
17	63-19-1450	State	Statute	Establishes DJJ's authority to transfer seriously mentally ill and/or seriously mentally retarded juveniles to another state agency(generally DMH/DDSN) best qualified to care for and provide necessary treatment services to seriously mentally ill or retarded juveniles.	Yes	No
18	63-19-1610	State	Statute	Mandates that DJJ be responsible for all costs associated with the care, custody, treatment and control of juveniles committed to it's custody by the Family Court.	Yes	No
19	63-19-1810	State	Statute	Grants to DJJ the authority to release, and to revoke a release when appropriate, juveniles from secure confinement for status offense and for most misdemeanor offenses.	Yes	No
20	63-19-1840	State	Statute	Requires DJJ to provide "budgetary, fiscal, personnel and training.... and other support considered necessary" to the Board of Juvenile Parole, the releasing authority for most indeterminately sentenced juvenile offenders, and to supervise and provide parole supervision services to juveniles, subsequent to their release, for whatever period of time ordered.	Yes	Yes
21	63-19-2050	State	Statute	Requires DJJ to participate in and comply with any order issued by the Family Court for the destruction\expungement of a juvenile's criminal record.	No	Yes
22	63-19-2220	State	Statute	Establish DJJ as the agency in the State of South Carolina responsible for overseeing and coordinating the juvenile requisition process (similar to the adult extradition process) for the return to our state, or the return by our state, of juveniles who have run away or otherwise absconded/escape from another state, and to supervise on probation or parole juveniles who have moved here, with their families, from other states.	Yes	No

23	23-3-440	State	Statute	Establishes South Carolina's sex offender registry and DJJ's multiple roles in providing juvenile offenders with notice of, and registry information to, the registry.	Yes	Yes
24	23-3-540(Q)	State	Statute	Establishes South Carolina's electronic monitoring of sex offenders and DJJ's role and responsibilities in this process.	Yes	Yes
25	23-3-620	State	Statute	Establishes South Carolina's DNA database and DJJ's role in overseeing the process by which juvenile offenders who are required by law to provide DNA samples for testing and inclusion in this database do so.	No	Yes
26	44-48-40	State	Statute	Qualifies certain sex offenders as Sexually Violent Predators, and establishes a record and testing intensive process, in which DJJ staff are extensively involved whenever juvenile sex offenders are considered for inclusion and, if so, continued confinement, as a sexually violent predator.	No	Yes
27	Pub. Law 93-415 42 USC § 5601 et. seq.	Federal	Statute	Juvenile Justice and Delinquency Prevention Act - Federal law which imposes certain requirements\restrictions on state and local governmental law enforcement entities in regards to juvenile criminal and status offenders to include "sight and sound" separation of juvenile offenders from adults, the secure detention\incarceration of status offenders, and limiting to six hours how long a juvenile offender can be confined in an adult detention facility (jail). If those mandates\restrictions are not met, certain federal grant funding received by our state is reduced and\or restricted in its use.	Yes	Yes

28	Pub. Law 108-79 45 USC § 15601 28 CFR 115.501	Federal	Statute	Prison Rape Elimination Act (PREA) Federal Law enacted in 2003, with standards promulgated pursuant to the act, published in 2012. PREA's aim is to prevent, detect, and properly respond to sexual assault of inmates in secure adult and juvenile detention and correctional facilities. This federal law prohibits seventeen-year-old offenders from being housed\detained with adult offenders eighteen years old and older, and for juvenile corrections imposes the additional requirements of (1) security staff to juvenile ratios, of 1 security staff for every eight(8) juveniles during waking hours and 1 security staff for every sixteen (16) juveniles during sleeping hours, and (2) effectively prohibiting female officers from supervising male juveniles since they cannot participate in "pat down" searches of male offenders checking them for contraband and/or weapons. State participation in this federal law is voluntary but if states choose not to participate, 5% of certain federal grant funding will be lost to the state. States are asked by the Department of Justice each year whether they are, or are attempting to become, PREA Compliant.	Yes	No
29	SC Constitution - Article XII Section 3	State	Constitution	Prohibits the confinement of a inmates under the age of seventeen(17) with inmates seventeen (17) and older in the state correctional facilities. Note: State Adult and Juvenile Detention (Jail) Standards interpret this constitutional provision to include pretrial detainees as well as adjudicated\convicted individuals.	Yes	No
30	State Provisos (Act. 284; 2016/17 Appropriations Act) Part 1B	State	Proviso	Provisos specific to DJJ, are found in Section 67 of Part 1B of the 2016-17 Appropriations Act, with the ones which have the greatest fiscal or operational impact on DJJ listed below:	Yes	Yes
31	Proviso 67.6	State	Proviso	Provides for juvenile arbitration (diversion) and other alternative programs to be established by circuit solicitors in each judicial circuit and for DJJ to provide funding for a portion of these diversionary programs.	Yes	Yes
32	Proviso 67.10	State	Proviso	Provides for the establishment of a variety of community based residential programs for juveniles and for DJJ to place juveniles in the programs.	Yes	Yes

33	Proviso 67.11	State	Proviso	Allows for juveniles being released from confinement, who are under DJJ supervision to be placed in either a regular school program or in an adult education program operated by a local school district.	Yes	Yes
34	Proviso 67.12	State	Proviso	To offset the cost to the state of providing educational services to juveniles in DJJ's secure confinement facilities, this proviso requires that the "local effort" funding that schools receive from the state for students formerly within their school district, follow the student and be transferred to DJJ for the duration of that individual's confinement.	No	No
35	(Act 284; 2016/2017 Appropriations Act Part 1B) Section 1 & 1A	State	statute	State Department of Education provisos impact DJJ's school district, as they do all other school districts in our state, with the ones having the greatest and/or most specific impact, upon the funding or the operation of DJJ's school district listed below:	Yes	Yes
36	Proviso 1.5	State	Proviso	Requires that DJJ receive from the state, for students within their school district, the same state funding as is provided to all other local school districts to help offset the cost of providing individual educational services to students within their school district.	Yes	No
37	Proviso 1.8	State	Proviso	Specifies the school district (home school district) that is educationally responsible for providing and paying for the educational services provided to children residing in foster care/alternative community based programs.	Yes	Yes
38	Proviso 1.9	State	Proviso	Provides that the local school district is responsible for providing educational services to children detained in local detention centers.	Yes	Yes
39	Proviso 117.54	State	Proviso	Requires DJJ to transfer \$225,000 to DSS for the support of the Interagency System for the care of emotionally disturbed children.	Yes	Yes

40	20 USC § 1440 et. seq. CFR § 300.1 et. seq.	Federal	Statute	Individuals with Disabilities Education Act (IDEA). The Individuals with IDEA ensures that all children with disabilities are entitled to a free appropriate education to meet their unique needs and prepare them for further education, employment, and independent living. Deals with concepts such as FAPE (Free and Appropriate Education), IEP's (Individualized Education Plans), education for children with disabilities must occur in the least restrictive environment, etc.	Yes	Yes
41	20 USC § 1701-1721	Federal	Statute	Equal Education Opportunity Act (EEOA). The EEOA provides that no state shall deny educational opportunity based on race, color sex, or national origin by engaging in deliberate segregation by an educational agency; failing to remedy deliberate segregation; assigning a student, other than to a school closest to his or her residence, that results in a greater degree of segregation of students on the basis of race, color, sex, or national origin; discriminating by an educational agency on the basis of race, color, or national origin in employment of faculty staff; transferring students from one school to another, voluntarily or otherwise, if the purpose and effect of doing so would have increased segregation on the basis of race, color, or national origin; or failing to take appropriate action or overcome language barriers that impeded equal participation by its students in its instructional programs.	Yes	Yes
42	20 USC § 1232 (9) 34 CFR § 99.1 et. seq.	Federal	Statute	Family Educational Rights & Privacy Act (FERPA). A Federal law that protects the privacy of student education records. The law applies to all schools that receive funds under an applicable program of the US Department of Education. FERPA also gives parents certain rights with respect to their children's education records. These rights transfer to the student when he or she reach the age of 18 or attends a school beyond the high school level.	Yes	No
43	SC Constitution Article XI Section 3 Title 59-SC Code of Laws Chapter 43-SC Code of	state	statute	The focus of these state/laws/regulations and constitutional provisions is to provide for a state system of public education, to make this system for all students "free and appropriate" and for the establishment, organization, operation, and support of our states educational system.	Yes	Yes

Agency Name: Department of Juvenile Justice

Fiscal Year 2016-2017
Accountability Report

Agency Code: N120 Section: 67

Customer Template

Divisions or Major Programs	Description	Service/Product Provided to Customers	Customer Segments	<i>Specify only for the following Segments: (1) Industry: Name; (2) Professional Organization: Name; (3) Public: Demographics.</i>
Community Services	This division's services include county-level case management supervision at 43 county offices, prevention and early intervention services, job readiness training, alternatives to commitment at residential facilities located throughout the state, and community justice services.	This division provides a myriad of services to DJJ involved children and their families to include front end diversion, intake and assessment services for family courts, targeted case management including interagency staffings, and probation and parole supervision to ensure compliance with conditions set by the family courts or the Juvenile Parole Board.	General Public	This customer segment encompasses DJJ involved youth and their families.
Community Services	This division's services include county-level case management supervision at 43 county offices, prevention and early intervention services, job readiness training, alternatives to commitment at residential facilities located throughout the state, and community justice services.	This division provides a myriad of services to DJJ involved children and their families to include front end diversion, intake and assessment services for family courts, targeted case management including interagency staffings, and probation and parole supervision to ensure compliance with conditions set by the family courts or the Juvenile Parole Board.	Executive Branch/State Agencies	
Education	The Educational Services Division operates the educational programs at the long-term, short-term, and wilderness residential facilities. The DJJ school district includes a fully accredited school at the Broad River Road Complex.	A full complement of educational services is offered at all sites under DJJ auspices. The long-term facility school offers four core academic classes (English, math, science, social studies) and electives, and Career and Technology Education courses in auto mechanics, carpentry, graphic communications, desktop publishing, culinary arts, horticulture, business computer applications, parenting education, and welding. The wilderness camps offer a variety of one or more electives such as carpentry, welding, and IT to support employability.	General Public	Educational services are provided only to juveniles committed to DJJ facilities and the nine contracted alternative programs and community residential placements.

Security Operations	This division is responsible for the custodial care of all juveniles confined to the hardware secure facilities: long term institutions, the DJJ Detention Center, Coastal Evaluation Center, Midlands Evaluation Center and the Upstate Evaluation Center. Six functional areas operate within this division: Institutional Management, Classification, Community Connection Center, Transportation, Emergency Preparedness and Public Safety.	This Division provides direct care and supervision of the juveniles committed to DJJ's hardware secure facilities. custodial care and medical/dental services all fall under the purview of Rehabilitative Services. Medical services are available via contracted licensed practitioners.	General Public	This customer segment encompasses only the juveniles committed to DJJ facilities.
Security Operations	Within Security Operations are the regional evaluation centers. These secure facilities provide custodial care and court ordered assessments and evaluations.	The regional evaluation centers prepare court-ordered evaluations for adjudicated juveniles prior to final disposition of their cases.	Judicial Branch	Family Court judges may order evaluations of juveniles before making a final ruling or prior to commitment.
Security Operations	Within Security Operations is the Juvenile Detention Center. This facility is a centralized pretrial detention facility, serving juveniles from most of South Carolina's 46 counties.	The Detention Center is a secure, short-term facility providing custodial care and treatment to male and female juveniles ages 11 to 17 detained by law enforcement agencies and the family courts prior to disposition. Youths awaiting trial on serious and violent charges reside at DJJ's Detention Center to ensure public safety and the juveniles' immediate availability for court proceedings	Judicial Branch	Note: Family Courts may detain juveniles to ensure public safety and the juvenile's immediate availability for court.
Security Operations	Within Security Operations is the Juvenile Detention Center. This facility is a centralized pretrial detention facility, serving juveniles from most of South Carolina's 46 counties.	The Detention Center is a secure, short-term facility providing custodial care and treatment to male and female juveniles ages 11 to 17 detained by law enforcement agencies and the family courts prior to disposition. Youths awaiting trial on serious and violent charges reside at DJJ's Detention Center to ensure public safety and the juveniles' immediate availability for court proceedings	Local Govts.	Note: Local law enforcement entities may detain juveniles to ensure public safety and the juvenile's immediate availability for court.

Administrative Services	The Division of Administrative Services supports other divisions and includes Human Resources, Fiscal Affairs, Compliance and Medicaid, Business Services, Information Technology and Physical Plant.	This division's overarching functions include business services, fiscal affairs, human resources, Medicaid compliance and administration, information technology and Physical Plant.	Executive Branch/State Agencies	Provides support to the other divisions and/or employees of DJJ.
Division of Investigative Services	The division consists of: Criminal Investigations, Management Review, Camera Surveillance, Gang Investigations, K-9 Unit, Background Investigations, Internal Audit and Camera Installation.	This office ensures compliance with applicable state and federal laws, regulations, and policies and promotes professional accountability within the agency.	Executive Branch/State Agencies	
Legal Services	The division includes the Office of General Counsel, Internal Release Authority department, Policy Administration department and Staff Development and Training department.	Provides legal services, policy administration, and staff training and development for the agency and its employees. Responsible for the administration of the agency's authority to release committed juveniles charged with misdemeanors and status offenses.	Executive Branch/State Agencies	
Rehabilitative Services	This division oversees clinical services throughout the agency. Health Services, Rehabilitative Support, Social Work, Psychology and Trauma Services administered out of this area.	This office oversees agency-wide treatment services. Social work and psychological services are provided for juveniles in DJJ facilities and in the community. Medical and dental services are provided for juveniles in the DJJ hardware secure facilities.	General Public	Treatment and intervention services are provided to DJJ involved youth and their families in DJJ facilities and in the community.
External Affairs	This division includes Chaplaincy, Performance-based Standards (PbS), Planning and Evaluation, Prison Rape Elimination Act Compliance (PREA), Program Development, Quality Assurance and Compliance, Research and Statistics, Resource Development, Victim Services and Volunteer Services.	This area provides a broad array of services ranging from direct services and supports to juveniles and volunteers to victim services, statistical analysis, spiritual development, resource development, quality assurance, evaluation and grant writing.	Executive Branch/State Agencies	

External Affairs	This division includes Chaplaincy, Performance-based Standards (Pbs), Planning and Evaluation, Prison Rape Elimination Act Compliance (PREA), Program Development, Quality Assurance and Compliance, Research and Statistics, Resource Development, Victim Services and Volunteer Services.	This area provides a broad array of services ranging from direct services and supports to juveniles and volunteers to victim services, statistical analysis, spiritual development, resource development, quality assurance, evaluation and grant writing.	General Public	Volunteer support services are provided on behalf of DJJ to private citizens who donate their time and resources to the agency. Additionally, the agency is mandated to provide services to victims of juvenile crime.
Office of Constituent Services	This office oversees the Legislative Liaison, Public Affairs, Juvenile and Family Relations and the Inter-agency Liaison.	This office operates a variety of Ombudsman-related services throughout South Carolina for juveniles who are involved or at risk of involvement in the Juvenile Justice system and their guardians who are seeking information or redress of issues. The Office of Constituent Services also provides advocacy for juveniles; investigation into grievances and other quality of life issues; family engagement and visitation facilitation; preparation of information and communication with the Legislature and the Governor's Office; public affairs, media affairs and internal communications; and coordination of the disciplinary hearings process.	General Public	Constituent Services are provided on behalf of DJJ involved youth and their families.
Office of Constituent Services	This office oversees the Legislative Liaison, Public Affairs, Juvenile and Family Relations and the Inter-agency Liaison.	This office operates a variety of Ombudsman-related services throughout South Carolina for juveniles who are involved or at risk of involvement in the Juvenile Justice system and their guardians who are seeking information or redress of issues. The Office of Constituent Services also provides advocacy for juveniles; investigation into grievances and other quality of life issues; family engagement and visitation facilitation; preparation of information and communication with the Legislature and the Governor's Office; public affairs, media affairs and internal communications; and coordination of the disciplinary hearings process.	Executive Branch/State Agencies	

Partner Department of Juvenile Justice

Fiscal Year 2015-16
Accountability Report

Agency Code: N120 Section: 067

Partner Template

Name of Partner Entity	Type of Partner Entity	Description of Partnership	Associated Objective(s)
SC Board of Juvenile Parole	State Government	DJJ is required to prepare parole reports for juveniles who are indeterminately committed to DJJ. DJJ community specialists provide supervision for juveniles who are conditionally released by the Juvenile Parole Board.	1.3.1, 1.3.2
SC Department of Mental Health (DMH)	State Government	DJJ collaborates with DMH to ensure treatment and continuity of care for system involved youth in need of behavioral health services. Moreover, a memorandum of agreement is in place between the agencies formalizing the process by which mentally ill youth committed to DJJ are transferred to DMH for treatment purposes.	1.2.1, 1.4.1, 5.1.1
SC Department of Alcohol & Other Drug Abuse Services (DAODAS)	State Government	DJJ collaborates with DAODAS to ensure treatment and continuity of care for system involved youth with a mental health and/or co-occurring substance use disorder. Both entities are founding members of the Joint Council on Children and Adolescents and the Palmetto Coordinated System of Care.	1.2.1, 1.4.1, 5.1.1
SC Department of Social Services (DSS)	State Government	DJJ collaborates with DSS in an effort to coordinate services for youth who are served by both agencies. Both entities are founding members of the Joint Council on Children and Adolescents and the Palmetto Coordinated System of Care.	1.2.1, 1.4.1, 5.1.1
Department of Public Safety (DPS)	State Government	DPS administers the Juvenile Justice and Delinquency Prevention Act and the related grant funding. This federal legislation imposes certain requirements/restrictions on state and local governmental entities in regards to juvenile criminal and status offenders.	1.4.1, 2.1.1, 5.2.1
University of South Carolina's Children's Law Center	Higher Education Institute	DJJ has a long standing relationship with the Children's Law Center (CLC) to provide technical assistance regarding juvenile issues and workforce development.	8.1.2
Clemson University	Higher Education Institute	DJJ has a long standing relationship with the Youth Learning Institute. YLI is a critically important training partner.	8.1.2
State Law Enforcement Division (SLED)	State Government	SLED provides technical and investigatory assistance to DJJ in certain cases. A long standing memorandum of agreement is in place governing the conditions that merit assistance from SLED.	N/A
Department of Vocational Rehabilitation(DVR)	State Government	There is a memorandum of agreement in place between the agencies regarding the co-location of a DVR employee at DJJ. DVR and DJJ are working to ensure that eligible youth are linked to appropriate services upon release to the community.	4.2.1,4.2.2

Palmetto Coordinated System of Care	State Government	Housed within the Department of Health and Human Services, the Palmetto Coordinated System of Care (PCSC) is a multi-disciplinary partnership between families, youth, providers and child-serving public agencies to help children stay at home, in school and, when possible, out of the child welfare and juvenile justice systems. PCSC serves children and youth with serious behavioral health challenges who are in or most at risk of out of home placements by providing best or evidence-based practices and supports that are convenient for children, youth and their families.	1.2.1, 1.4.1, 5.1.1
SC Campaign to Prevent Teen Pregnancy	Non-Governmental Organization	DJJ is a partner with the SC Campaign to Prevent Teen Pregnancy on a five year grant that is designed to reduce teen pregnancy among high risk youth populations including DJJ youth and DSS youth.	1.41,2.1.1, 5.2.1

Agency Name: Department of Juvenile Justice

Fiscal Year 2016-2017
Accountability Report

Agency Code: N120 Section: 067

Report Template

Item	Report Name	Name of Entity Requesting the Report	Type of Entity	Reporting Frequency	Submission Date (MM/DD/YYYY)	Summary of Information Requested in the Report	Method to Access the Report
1	Request For Information Report	House Legislative Oversight Committee	State	Annually	September 15, 2017	Self Assessment for accountability purposes	www.scstatehouse.gov
2	Accountability Report	Department of Administration	State	Annually	September 15, 2017	Provides the Governor and General Assembly with information that supports the budget analysis and ensures that the Agency Head Salary Commission has a basis for its decision	http://www.state.sc.us/djj
3	Budget Plan	Department of Administration-Executive Budget	State	Annually	September 15, 2016	Budget Request to Governor and Legislature of Revenue/Expenditure Plan for upcoming year	South Carolina Legislature On Line
4	Indirect Cost Proposal	Department of Administration-Executive Budget Office	State	Annually	November 15, 2017	Administration Overhead to support State functions	Through the Exec Budget Office
5	Annual RBHS Audit Summary	Department of Health and Human Services	State	Annually	September 30, 2017	To fulfill contractual obligation to support SCDJJ's responsibility of quality assurance	Request: SCDJJ Medicaid Administrator
6	Targeted Case Management and RBHS Cost Settlements	Department of Health and Human Services	State		September 30, 2017	Cost Settlement Information	Request: SCDJJ Medicaid Administrator
7	Sales & Use tax	Dept. of Revenue	State	Quarterly	July 20, 2017	To report Sales Tax on Canteen	dor.sc.gov/MyDORWAY
8	Bank Account and Transparency Accountability Report	State Budget Office	State	Annually	October 1, 2017	To report bank balances for Trust Accounts	State Budget Office
9	Comptroller General Agency Closing Packages	Comptroller General	State	Annually	October 23, 2017	Various schedules to aid the Comptroller General's office in completing the annual audit for the state converting cash basis accounting statements to modified accrual basis statements	Contact Comptroller General's Office
10	USDA Free and Reduced Breakfast and Lunch Reimbursement	Department of Education	State	Monthly	by the 10th of each month	This report provides a snapshot of the number of reimbursable breakfast and lunch meals served to the juvenile population, located at MEC, JDC, BRRC, UEC and CEC, on a monthly basis, for which DJJ will receive reimbursement funds from the USDA.	Contact SCDE Office of Health and Nutrition
11	SET-OFF Debt Collection	Department of Revenue	State	Annually	December 1, 2016	Allows agency to recover funds owed to it through the garnishment of any state income tax refund	Contact SCDOR SET-OFF Program Office
12	Schedule of Federal Assistance Report and Questionnaire	SC State Auditor's Office	State	Annually	September 1, 2016	Reporting of directly provided and pass through federal grant funds received by and expended by the Agency as well as Agency verification to all requirements are being met as it relates to the receipt and expenditure of federal grant funds	Contact SC State Auditor's Office
13	SCDE - Single Audit Report and LEA Audit Report	SCDE - Auditing Services	State	Annually	December 1, 2016	Provides financial accounting of amount of funds received and how they were spent (by function) for school district operations	Contact SCDE - Auditing Services
14	State Audit Report - Management Questionnaire	SC State Auditor's Office	State	Annually	June 28, 2017	Letter signed off by agency management stating compliance and no known instances of fraud or misrepresentation of Agency financial activity	Contact SC State Auditor's Office
15	Minority Business Expenditures	SC Division of Small and Minority Business Contracting	State	Quarterly	July 31, 2017	Record of all purchases made from certified small and minority businesses	Call 803-734-0657 or SCDJJ Purchasing
16	Sole Source	Materials Management Office	State	Quarterly	July 31, 2017	Record of all sole source purchases made by the Agency	www.procurement.sc.gov
17	Emergency	Materials Management Office	State	Quarterly	July 31, 2017	Record of all emergency purchases made by the agency	www.procurement.sc.gov
18	Trade In	Materials Management Office	State	Quarterly	July 31, 2017	Record of all Trade In purchases made by the agency.	www.procurement.sc.gov
19	Preferences	Materials Management Office	State	Quarterly		Record of all preferences given in solicitations.	www.procurement.sc.gov
20	Illegal Purchase	Materials Management Office	State	Quarterly		Record of all illegal procurements made by the Agency	www.procurement.sc.gov
21	Information Technology Data Inventory(Proviso 117.113)-State IT Plan	Division of Technology, SC Department of Administration	State	Annually	On or before August 30, 2017	To determine the status of compliance with state security standards	SC Dept. of Admin - eroom https://eroom.admin.sc.gov
22	Information Security & Privacy Plan(Proviso 117.113)	Division of Technology, SC Department of Administration	State	Annually	On or before August 30, 2017	To determine the status of compliance with state security standards	SC Dept. of Admin - eGRC (Governance Risk Compliance) portal/ https://grc.archer.rsa.com
23	US DOL Richland County Hire Report	US Department of Labor	Federal	Monthly		Hire information for Richland County	JoltsWEBhelp@bls.gov

24	OSHA Report	US Department of Labor	Federal	Annually		Work related injuries and illnesses	OSHA Form 300-A
25	Litigation Closing Package	South Carolina Comptroller General	State	Annually	July 21, 2017	Closing Procedural Manual of SC Comptroller General	South Carolina Comptroller General's Office
26	Survey on Sexual Violence(Prison Rape Elimination Act)	Bureau of Justice Statistics	Federal	Annually	August 15, 2017	Provides aggregate and incident specific information on sexual violence in DJJ operated facilities	Written request to DJJ Division of External Affairs
27	USDA Report	South Carolina Department of Education	State	Monthly	June 10, 2017	Accounts for Revenue from USDA for meals served for Breakfast and Lunch for juveniles.	Written request to SCDJJ Dietary Services
28	DHEC Reports	South Carolina Department of Education	State	Annually	June 1, 2017	Measures food Safety Accountability	http://www.fns.usda.gov/sites/default/files/Food_Safety_Inspection_Data_2006-2007.pdf
29	Recycling & Buy Recycled Report	Department of Health and Environmental Control	State	Annually	September 15, 2016	Track state agency and college/university recycling and buying activities	www.scdhec.gov/recycle
30	Mileage Report	State Fleet Management	State	Monthly	June 7, 2017	Ending monthly mileage for billing when Agency started leasing vehicles	Contact Fleet Manager, Alan Parker at 737-1502
31	Accident Report	State Fleet Management	State	Quarterly	May 17, 2017	Records accidents	Contact Fleet Manager, Alan Parker at 737-1502
32	SFM Fleet Survey	State Fleet Management	State	Annually	June 13, 2017	Records efficiency of fleet	Contact Fleet Manager, Alan Parker at 737-1502
33	Vehicle Inventory Report	SCDC (Maintenance Shop)	State	Annually	June 25, 2017	Updates records of vehicles currently serviced	Contact SCDC Maintenance at 896-2258
34	Updated Vehicle and Bus Listing	IRF	State	Annually	June 23, 2017	Updates insurance records	Contact the Insurance Reserve Fund at 737-0020
35	Excess Property Turn in Document	State Surplus	State	Quarterly	June 5, 2017	Appropriate disposal of assets	www.sc.gov/generalservices/surplus
36	IDEA Child Count	US Department of Education	Federal	Annually	December 11, 2016	Provides the unduplicated number of children with disabilities (IDEA) ages 3 through 21, along with their reported Least Restrictive Environment (LRE)	Contact Tia Fletcher, Office of Special Educational Services, at 898-8484
37	Comprehensive Health Education (CHEA) Compliance Survey	State Department of Education	State	Annually	June-16	Provision of health instruction and oversight	http://ed.sc.gov/
38	Read to Succeed District Reading Plan	State Department of Education	State	Annually	Sep-16	Implementation of a comprehensive, systemic approach to reading	http://ed.sc.gov/
39	Read to Succeed School Reading Plan	State Department of Education	State	Annually	Sep-16	Reading literacy improvement	http://ed.sc.gov/
40	Title III Grant Application	State Department of Education	State	Annually	Sep-16	ESOL supplemental instructional support	http://ed.sc.gov/
41	Title I, Part D CSPR Data	US Department of Education	Federal	Annually	Jan-16	Title I of the Elementary and Secondary Education Act of 1965 (Title I or ESEA)	http://ed.sc.gov/
42	Title I "Annual Count" data	US Department of Education	Federal	Annually	Jan-16	Title I of the Elementary and Secondary Education Act of 1965 (Title I or ESEA)	http://ed.sc.gov/
43	Title I Three year evaluation Report	US Department of Education	Federal	Annually	Oct-16	Goals and strategies which can be incorporated into local school district plans and programs for career and technology education at the secondary level	http://ed.sc.gov/
44	Education Strategic Plan	State Department of Education	State	Annually	Sep-16	State Department compliance	Contact Marcie Gambrell, DJJ School District, at 896-7977
45	Education Report Card	State Department of Education	State	Annually	Sep-16	State Department compliance	Contact Marcie Gambrell, DJJ School District, at 896-7977
46	Annual Accreditation Report	State Department of Education	State	Annually	Jan-17	State Department compliance	Contact Marcie Gambrell, DJJ School District, at 896-7977
47	Testing Data Report	State Department of Education	State	Annually	Jul-16	All security test procedures are met	Contact Marcie Gambrell, DJJ School District, at 896-7977
48	Highly Qualified District Report Mid Year and Year end report	State Department of Education	State	Bi-annually	December and June	Ensure all staff is highly qualified	Contact Marcie Gambrell, DJJ School District, at 896-7977
49	Preliminary Analysis Report	US Department of Education	Federal	Annually	Jan-17	State Department compliance	Contact Marcie Gambrell, DJJ School District, at 896-7977
50	Civil Rights Data Collection Report	State Department of Education	State	Annually	January-17	State Department compliance	Contact Marcie Gambrell, DJJ School District, at 896-7977
51	Education Accountability Report	State Department of Education	State	Annually	Sep-16	State Department compliance	Contact Marcie Gambrell, DJJ School District, at 896-7977
52	McKinney-Vento Report	US Department of Education	Federal	Annually	Sep-16	Homeless Report	Contact Marcie Gambrell, DJJ School District, at 896-7977
53	Table 2-Personnel	State Department of Education	State	Annually	January 22, 2017	Personnel (in full-time equivalency of assignment) employed to provide special education and related services for children with disabilities	Contact Tia Fletcher, Office of Special Educational Services, at 898-8484
54	Indicator 14-Outcomes	State Department of Education	State	Annually	February 25, 2017	Provides a list of students that exited special education the previous reporting year	Contact Tia Fletcher, Office of Special Educational Services, at 898-8484
55	Indicators 4, 9, 10	State Department of Education	State	Annually	March 17, 2017	Determines if disproportionality and over identification exist	Contact Tia Fletcher, Office of Special Educational Services, at 898-8484
56	ESY Report	State Department of Education	State	Annually	June 3, 2017	The number reported represents an accurate and unduplicated count of children ages 3-21 with disabilities deemed eligible and projected to receive extended school year services according to an Individualized Education Program during the 2013-2014 fiscal year.	Contact Tia Fletcher, Office of Special Educational Services, at 898-8484

57	Indicator 8-Parent involvement	State Department of Education	State	Annually	Jun-17	The percent of parents with a child receiving special education services who report that schools facilitated parent involvement as a means of improving services and results for children with disabilities	Contact Tia Fletcher, Office of Special Educational Services, at 898-8484
58	Table 5-Discipline	State Department of Education	State	Annually	July 12, 2016	The report of children with disabilities (IDEA) subject to disciplinary removal	Contact Tia Fletcher, Office of Special Educational Services, at 898-8484
59	Indicator 11-60 Day Timeline	State Department of Education	State	Annually	July 29, 2016	The percent of children who were evaluated within 60 days of receiving parental consent for initial evaluation	Contact Tia Fletcher, Office of Special Educational Services, at 898-8484
60	Table 4-Exit Report	State Department of Education	State	Annually	August 16, 2016	The unduplicated number of children with disabilities (IDEA) who are ages 14 through 21 and were in special education at the start of the reporting period and were not in special education at the end of the reporting period	Contact Tia Fletcher, Office of Special Educational Services, at 898-8484

Agency Name: Department of Juvenile Justice

Fiscal Year 2016-2017
Accountability Report

Agency Code: N120 0 067

External Review Template

Item	Name of Entity Conducted External Review	Type of Entity	External Review Timeline (MM/DD/YYYY to MM/DD/YYYY)	Method to Access the External Review Report
1	SC Legislative Audit Council	State	04/01/2016 to present	http://lac.sc.gov/LAC_Reports/2017/Documents/DJJ.pdf
2	DHEC Inspection Report/ BRRC	State	12/14/2016 to 4/14/2017	www.scdhec.gov/apps/environment/foodgrades
3	DHEC Inspection Report/ WL	State	2/3/2016 to 12/14/2016	www.scdhec.gov/apps/environment/foodgrades
4	DHEC Inspection Report/ MEC	State	2/3/2016 to 2/3/2017	www.scdhec.gov/apps/environment/foodgrades
5	DHEC Inspection Report/ CEC	State	1/1/2017	www.scdhec.gov/apps/environment/foodgrades
6	DHEC Inspection Report/ UEC	State	1/5/2016 to 5/8/2017	www.scdhec.gov/apps/environment/foodgrades
7	South Carolina Department of Archives and History	State	01/01/2017-12/31/2017	http://scdah.sc.gov
8	Single Audit - Education	State	07/01/16-06/30/17	www.ed.sc.gov
9	Human Resources Delegated Audit	State	September - October each year	Contact State Human Resources Division at (803) 896-5300