

SCSL Digital Collections

FACTS ABOUT FOSTER KIDS Fairfield County

Item Type	Text
Publisher	South Carolina State Library
Rights	Copyright status undetermined. For more information contact, South Carolina State Library, 1500 Senate Street, Columbia, South Carolina 29201.
Download date	2024-10-13 04:00:55
Link to Item	http://hdl.handle.net/10827/16337



FACTS ABOUT FOSTER KIDS

Fairfield County

2005

(2004 Data)

A Publication of the South Carolina Governor's Office – Division of Foster Care Review

OVERVIEW

Facts About Foster Kids is intended to provide annual data about children in foster care for every county in South Carolina. It covers: **Demographics** -- how many children there are in foster care, their characteristics and whether their prevalence is increasing or decreasing; **Areas of Concern** -- legal and program shortcomings identified at monthly citizen reviews; and **Progress Measures** -- length of time in care, number of placements, achieving permanency, and recidivism rates. Information is collected from local volunteer citizen review boards that review the cases of all children who have been in foster care at least four months; each case is then reviewed every six months thereafter until the child leaves care. The 2005 edition includes complete information about children who were reviewed at least once in 2004. It also includes demographics on those children who entered foster care late in the year and were not reviewed until 2005, but does not yet incorporate them into progress measures or areas of concern.

DEMOGRAPHICS

For Fairfield County, the number of foster care children reviewed increased in 2004. The number of children entering care and the number leaving care also increased in 2004.

Children in Foster Care, 2002 – 2004, Fairfield County				
	2004	2003	2002	Average
Number of Children Reviewed	23	21	21	22
Change from Prior Year	+2	0		
Number Entering	5	2	3	3
Number Leaving	11	4	4	6

Characteristics of Children in Foster Care, 2004, Fairfield County						
	Children Reviewed		Children Entering		Children Leaving	
	Number	Percent	Number	Percent	Number	Percent
ALL CHILDREN	23	100%	5	100%	11	100%
Race						
African-American	21	91%	0	0%	11	100%
Caucasian	1	4.5%	4	80%	0	0%
Other	1	4.5%	1	20%	0	0%
Gender						
Male	15	65%	3	60%	7	64%
Female	8	35%	2	40%	4	36%
Age						
5 and Younger	5	22%	1	20%	3	27%
6 to 9	3	13%	2	40%	3	27%
10 to 15	9	39%	1	20%	1	10%
16 and older	6	26%	1	20%	4	36%

AREAS OF CONCERN

In 2004, Review Board members held 11 meetings and 40 reviews. Of the 40 reviews held, six (15%) had at least one area of concern cited by the local Review Board. The most often cited program violation was *No Progress Report*.

Frequently Cited Areas of Concern, 2002 - 2004, Fairfield County			
	2004	2003	2002
<u>Legal:</u>			
No Timely Permanency Plan Hearing		1	4
No Timely Probable Cause Hearing			
No Timely Merits Hearing		1	1
No Face to Face Contact	1		
No Court Order at Review/Non-Compliance w/Court Order		3	
No Thorough Adoption Assessment/Specific Child Recruitment	1		2
Other Statutory Violations		4	1
<u>Program:</u>			
No Progress Report	6	1	1
Lack of Progress Permanency Plan			
No Current/Incomplete/Inappropriate Case Plan	2		
Interested Parties Not Invited	1		
No Timely FCRB Hearing			
No Advance Packet			
Other Policy/Procedure Issues			
TOTAL	11	10	9
Percent of Reviews with Areas of Concern	15%	22%	25%

PROGRESS MEASURES

Four main indicators are used to measure progress towards better outcomes for children in foster care. For each, comparison data for the previous three years are provided.

LENGTH OF TIME IN CARE:

The longer a child is away from their home or a nurturing family environment, the more damaging it can be to the normal development of the child. For this reason, a major goal of the Review Board is to ensure that children achieve permanency as quickly as possible. In 2004, the average length of time in Fairfield County decreased to 2.7 years.

NUMBER OF PLACEMENTS:

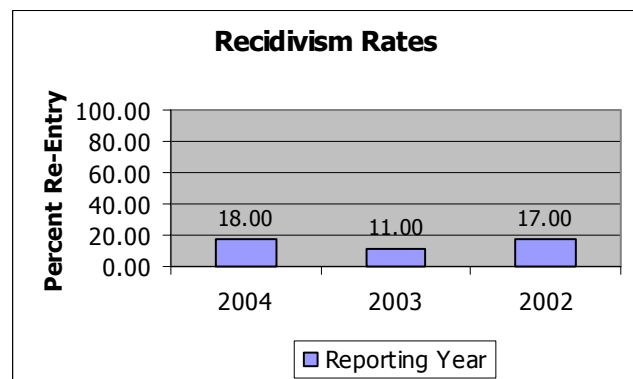
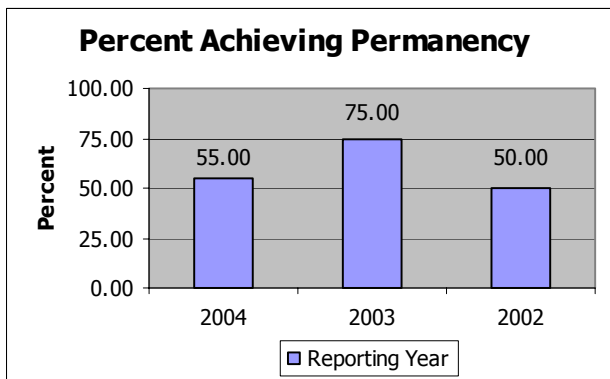
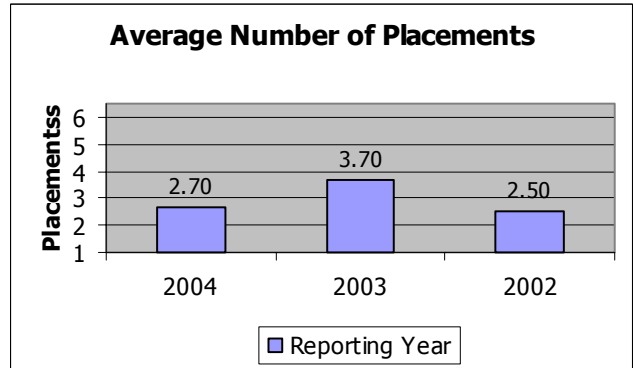
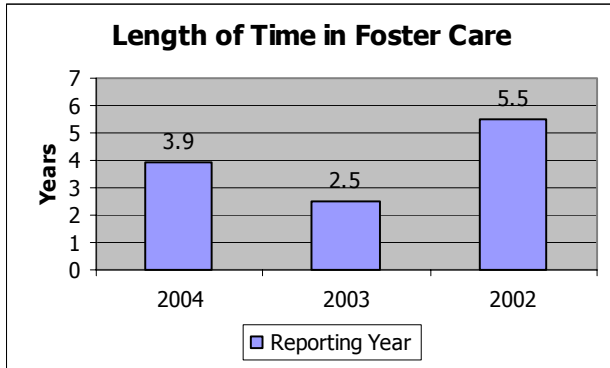
Research shows the initial placement in foster care is extremely traumatic for a child. Additional changes in placement once in the foster care system can be detrimental to children's development, affecting their ability to learn, establish relationships and develop as stable, secure individuals. In 2004, Fairfield County's average number of placements increased to 3.9.

PERCENT ACHIEVING PERMANENCY:

Permanency for a child means placement with a "forever family." A child can achieve legal permanency upon leaving the foster care system either by returning home to their natural parent or by being adopted. In 2004 of the 11 children leaving care, none were adopted and six returned home to their natural parent.

RECIDIVISM RATES:

Children who re-enter care are some of the most vulnerable children in foster care because they have been in the custody of DSS more than once. In 2004, 18% of the children entering foster care in Fairfield County had previously been in custody. This is an increase from 11% in 2003. For children re-entering foster care, the previous location matters. Last year all of the children re-entering care were in the custody of their adoptive or natural parents or another relative.



Inquiries about this report and requests for copies of this and other counties' reports should be made to:
 Lisa Vosburgh, Data and Research Manager or to Denise Barker, Division Director
 Division of Foster Care Review, 1205 Pendleton St., Columbia, SC 29201 Phone: (803) 734-0480 Fax: (803) 734-1223.
 Comparable reports for other counties and for the state can also be found on the World Wide Web at:
<http://www.govoep.state.sc.us/children/foster.htm>