

DISTRICT ONE

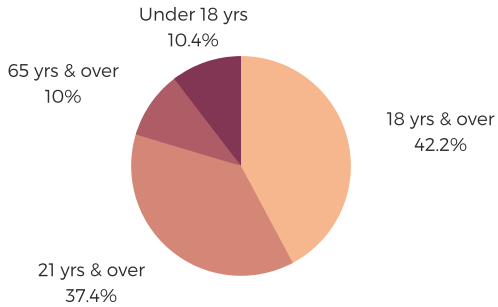
OCONEE & PICKENS
COUNTIES



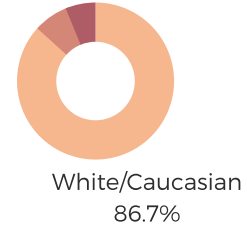
POPULATION & HOUSEHOLDS

POPULATION: 101,720 | TOTAL HOUSEHOLDS: 39,664

MALE: 49.7%
FEMALE: 50.3%

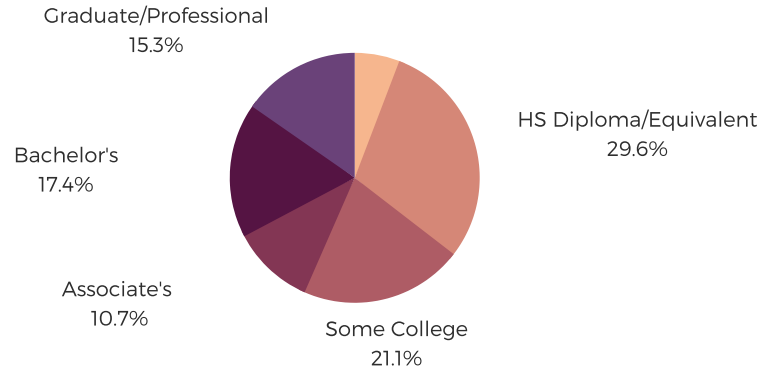


Black/African American
7.1%



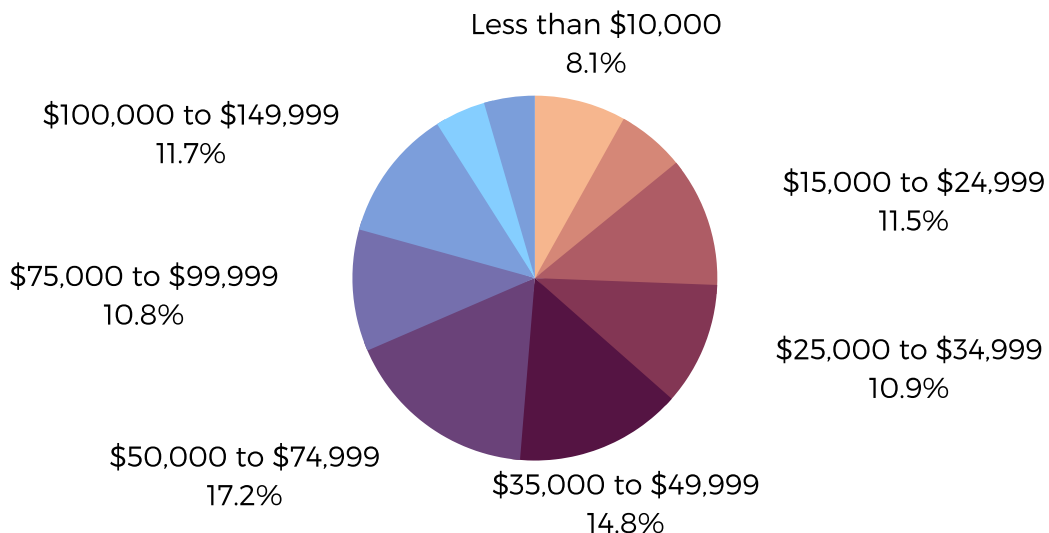
EDUCATION & ATTAINMENT

POPULATION 3 YRS AND
OVER ENROLLED: 30,646
NURSERY/PRESCHOOL: 655
KINDERGARTEN: 1,126
ELEMENTARY/MIDDLE: 8,391
HIGH SCHOOL: 4,011
COLLEGE/GRADUATE: 16,463



EMPLOYMENT & INCOME

POPULATION 16 YEARS AND OLDER: 85,590
EMPLOYED: 49.3% | UNEMPLOYMENT RATE: 5.6%



DISTRICT TWO

PICKENS COUNTY



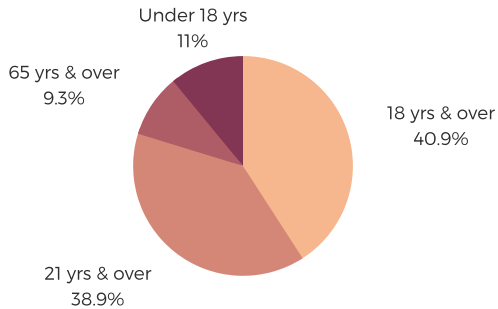
south carolina
STATE LIBRARY

POPULATION & HOUSEHOLDS

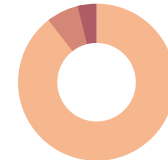
POPULATION: 99,837 | TOTAL HOUSEHOLDS: 40,248

MALE: 49.4%

FEMALE: 50.6%



Black/African American
6.6%

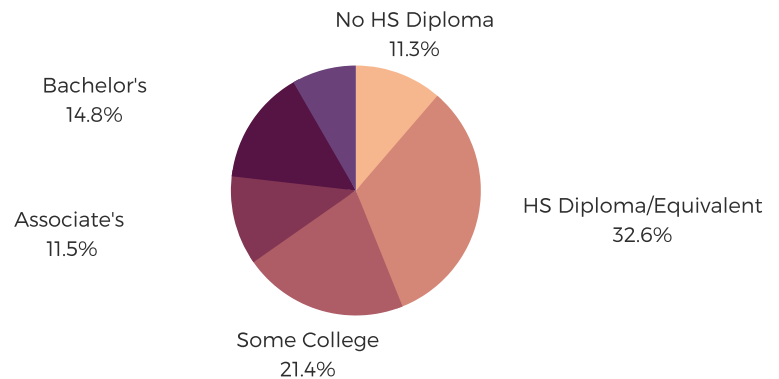


White/Caucasian
89.5%

EDUCATION & ATTAINMENT

POPULATION 3 YRS AND
OVER ENROLLED: 23,750

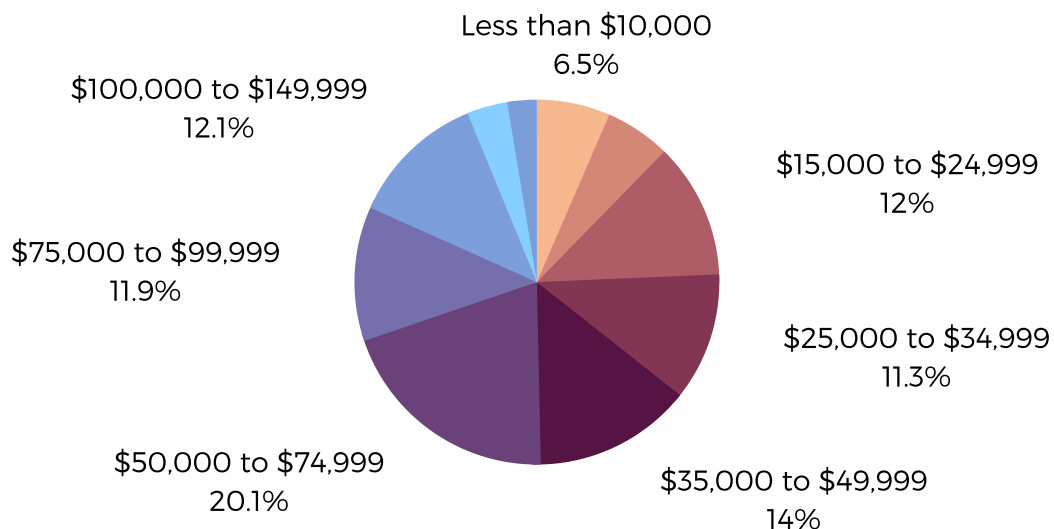
NURSERY/PRESCHOOL: 898
KINDERGARTEN: 1,470
ELEMENTARY/MIDDLE: 9,408
HIGH SCHOOL: 4,916
COLLEGE/GRADUATE: 7,058



EMPLOYMENT & INCOME

POPULATION 16 YEARS AND OLDER: 81,389

EMPLOYED: 56.4% | UNEMPLOYMENT RATE: 5.3%



DISTRICT THREE

ANDERSON COUNTY



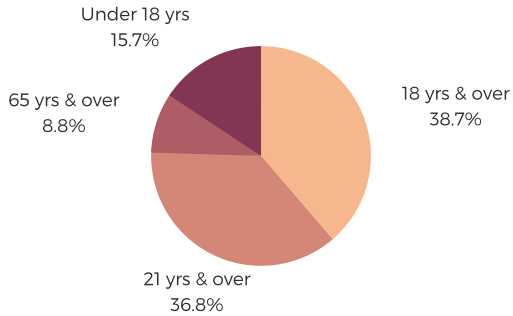
south carolina
STATE LIBRARY

POPULATION & HOUSEHOLDS

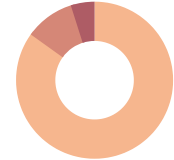
POPULATION: 112,409 | TOTAL HOUSEHOLDS: 43,366

MALE: 48.3%

FEMALE: 51.7%



Black/African American
10.2%



White/Caucasian
84.9%

EDUCATION & ATTAINMENT

**POPULATION 3 YRS AND
OVER ENROLLED: 27,447**

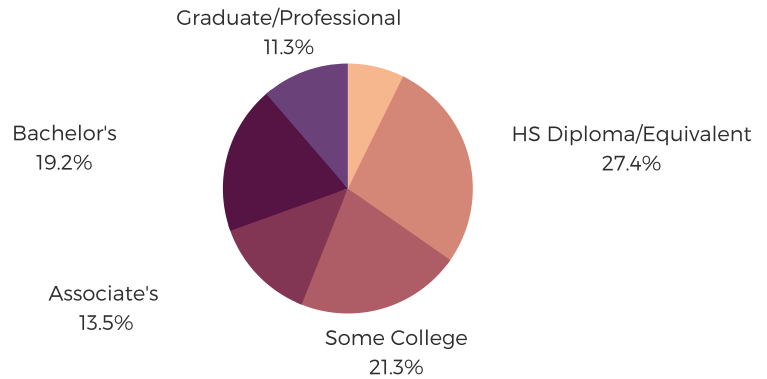
NURSERY/PRESCHOOL: 1,765

KINDERGARTEN: 1,265

ELEMENTARY/MIDDLE: 11,806

HIGH SCHOOL: 6,032

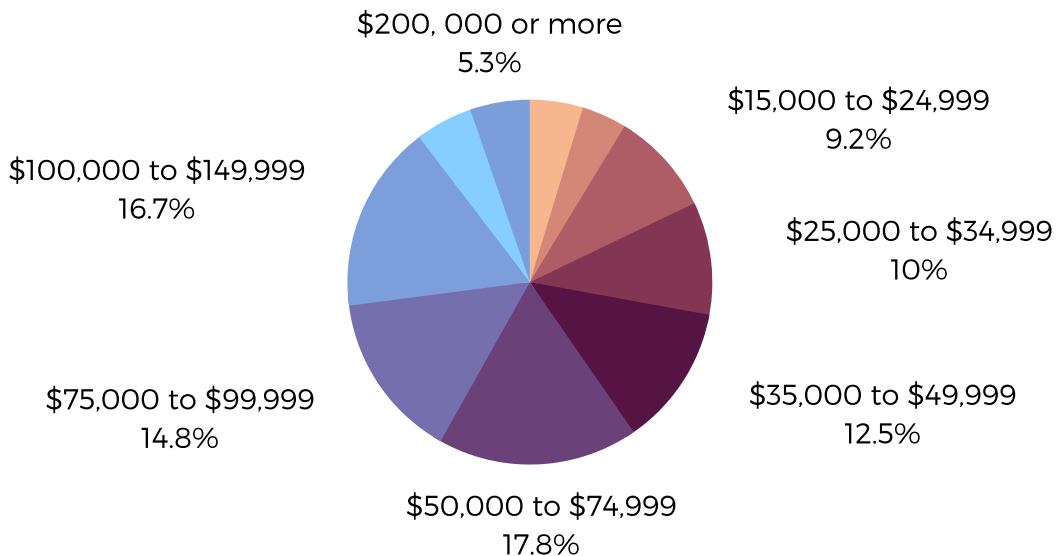
COLLEGE/GRADUATE: 6,579



EMPLOYMENT & INCOME

POPULATION 16 YEARS AND OLDER: 90,283

EMPLOYED: 61.2% | UNEMPLOYMENT RATE: 3.5%



DISTRICT FOUR

ABBEVILLE, ANDERSON, &
GREENWOOD COUNTIES

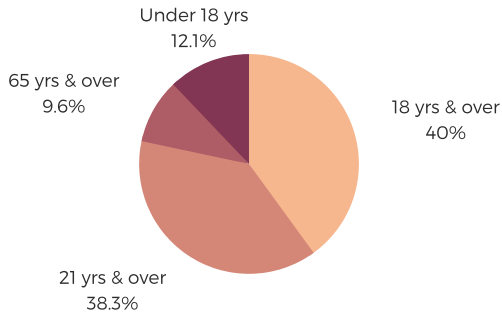


POPULATION & HOUSEHOLDS

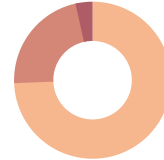
POPULATION: 99,604 | TOTAL HOUSEHOLDS: 39,378

MALE: 47.7%

FEMALE: 52.6%



Black/African American
22.1%

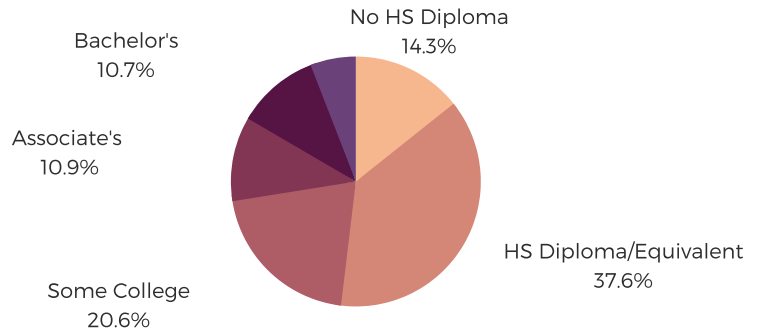


White/Caucasian
74.4%

EDUCATION & ATTAINMENT

POPULATION 3 YRS AND
OVER ENROLLED: 22,478

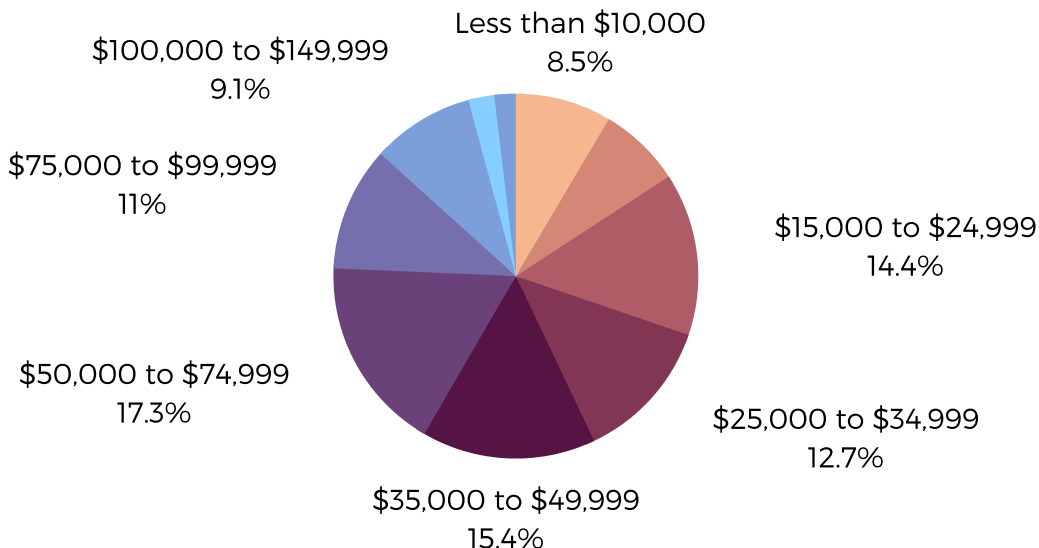
NURSERY/PRESCHOOL: 1,115
KINDERGARTEN: 1,762
ELEMENTARY/MIDDLE: 10,463
HIGH SCHOOL: 4,776
COLLEGE/GRADUATE: 4,362



EMPLOYMENT & INCOME

POPULATION 16 YEARS AND OLDER: 79,170

EMPLOYED: 53.6% | UNEMPLOYMENT RATE: 6.9%



DISTRICT FIVE

GREENVILLE &
SPARTANBURG COUNTIES

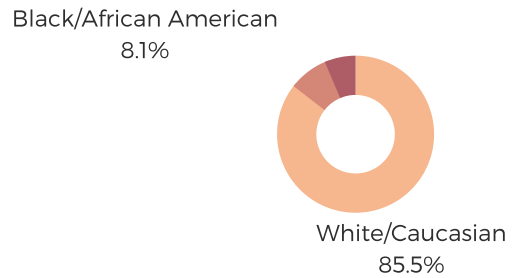
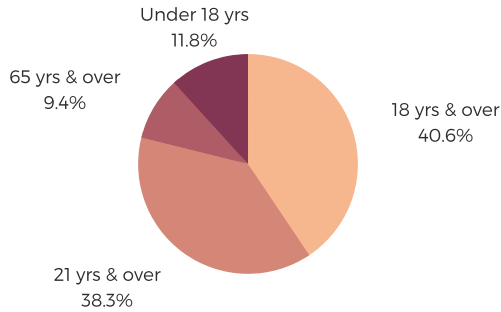


south carolina
STATE LIBRARY

POPULATION & HOUSEHOLDS

POPULATION: 110,694 | TOTAL HOUSEHOLDS: 41,233

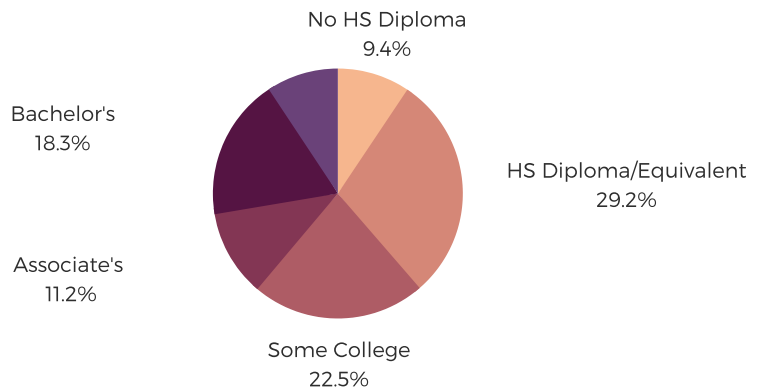
MALE: 49.8%
FEMALE: 50.2%



EDUCATION & ATTAINMENT

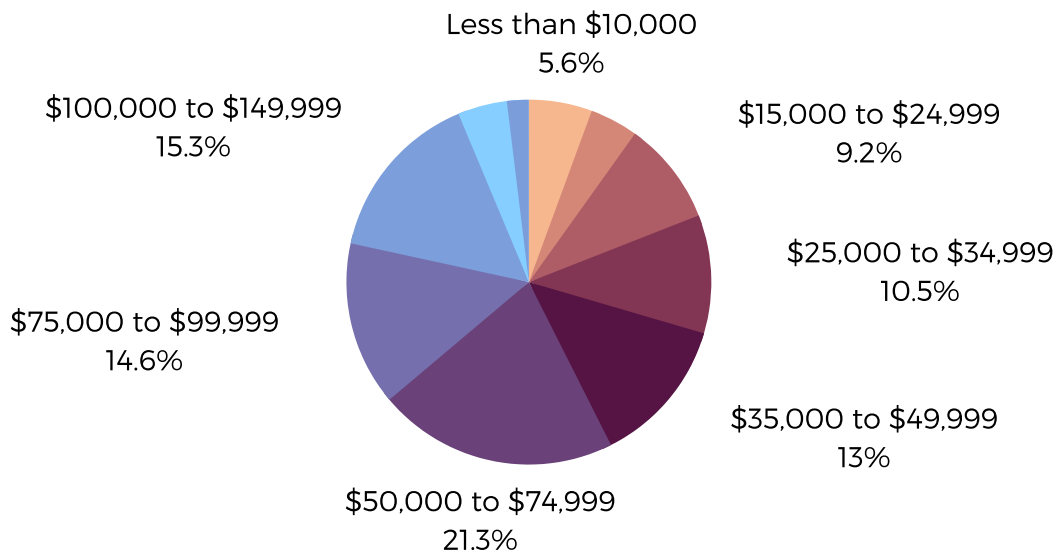
**POPULATION 3 YRS AND
OVER ENROLLED: 26,390**

NURSERY/PRESCHOOL: 1,166
KINDERGARTEN: 1,772
ELEMENTARY/MIDDLE: 11,100
HIGH SCHOOL: 5,830
COLLEGE/GRADUATE: 6,522



EMPLOYMENT & INCOME

POPULATION 16 YEARS AND OLDER: 88,739
EMPLOYED: 57.7% | UNEMPLOYMENT RATE: 4.2%



DISTRICT SIX

GREENVILLE COUNTY

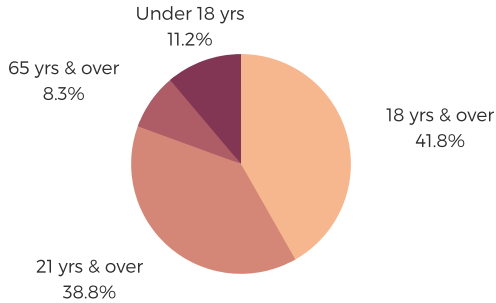


south carolina
STATE LIBRARY

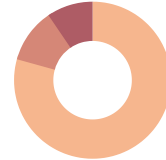
POPULATION & HOUSEHOLDS

POPULATION: 106,937 | TOTAL HOUSEHOLDS: 41,091

MALE: 47.8%
FEMALE: 52.2%



Black/African American
11.2%

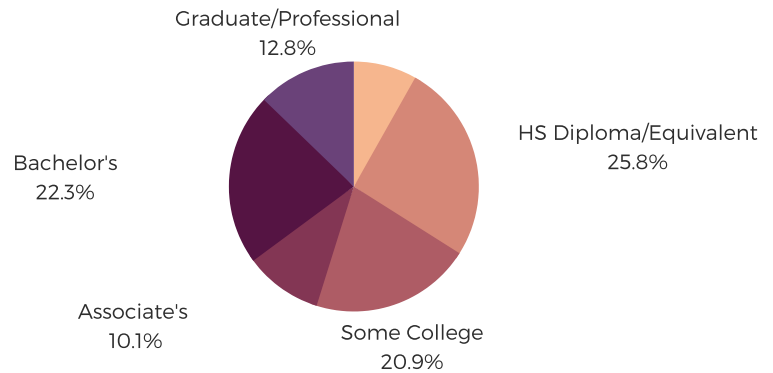


White/Caucasian
79.3%

EDUCATION & ATTAINMENT

**POPULATION 3 YRS AND
OVER ENROLLED: 26,740**

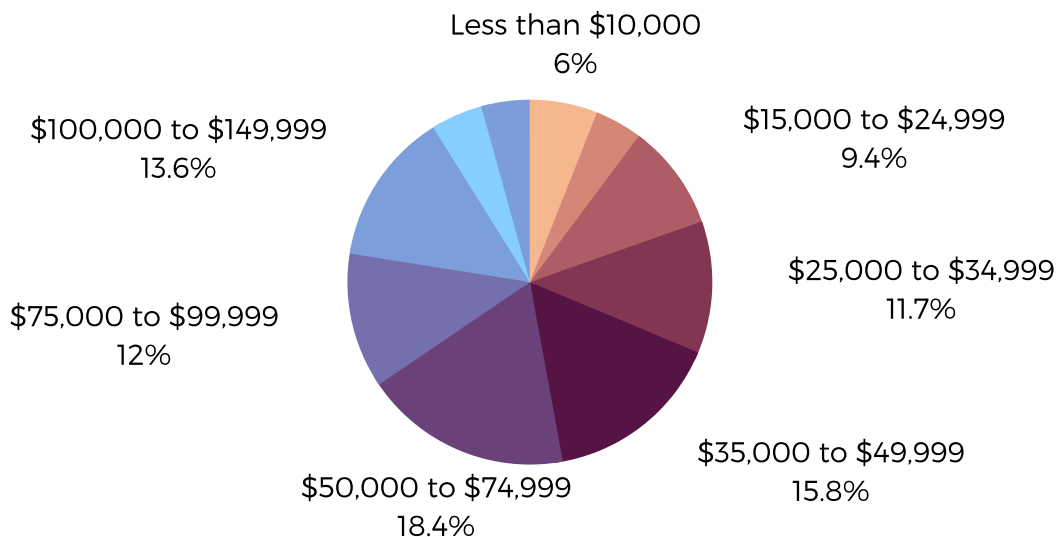
NURSERY/PRESCHOOL: 991
KINDERGARTEN: 1,226
ELEMENTARY/MIDDLE: 10,099
HIGH SCHOOL: 5,111
COLLEGE/GRADUATE: 9,313



EMPLOYMENT & INCOME

POPULATION 16 YEARS AND OLDER: 87,012

EMPLOYED: 62.0% | UNEMPLOYMENT RATE: 4.4%



DISTRICT SEVEN

GREENVILLE COUNTY

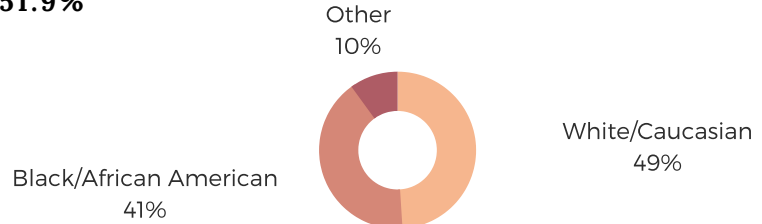
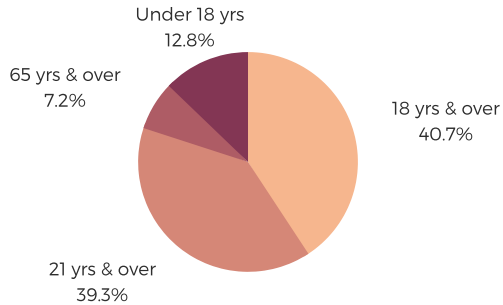


south carolina
STATE LIBRARY

POPULATION & HOUSEHOLDS

POPULATION: 105,355 | TOTAL HOUSEHOLDS: 40,936

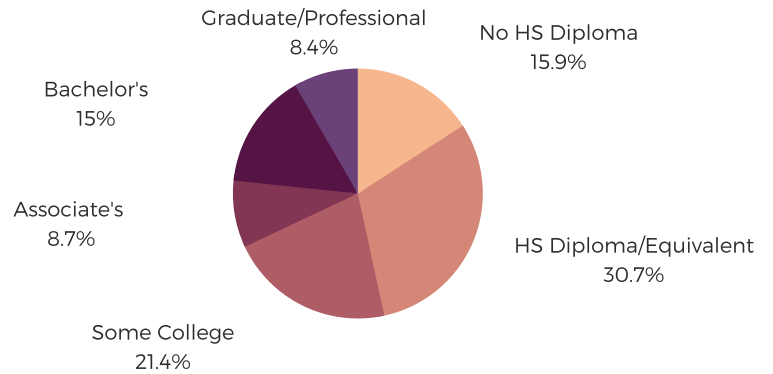
MALE: 48.1%
FEMALE: 51.9%



EDUCATION & ATTAINMENT

**POPULATION 3 YRS AND
OVER ENROLLED: 23,933**

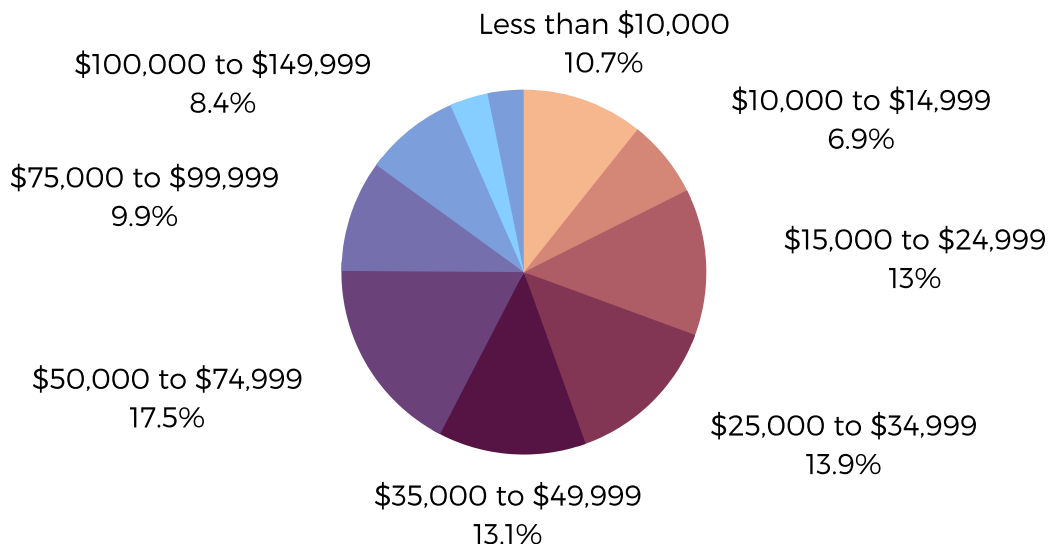
NURSERY/PRESCHOOL: 1,109
KINDERGARTEN: 2,014
ELEMENTARY/MIDDLE: 11,247
HIGH SCHOOL: 4,911
COLLEGE/GRADUATE: 4,652



EMPLOYMENT & INCOME

POPULATION 16 YEARS AND OLDER: 82,393

EMPLOYED: 57.7% | UNEMPLOYMENT RATE: 6.4%



DISTRICT EIGHT

GREENVILLE COUNTY



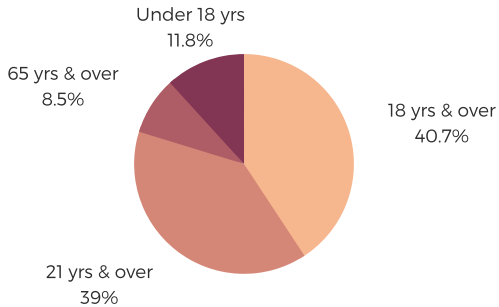
south carolina
STATE LIBRARY

POPULATION & HOUSEHOLDS

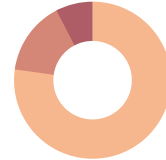
POPULATION: 116,207 | TOTAL HOUSEHOLDS: 46,587

MALE: 48.0%

FEMALE: 52.0%



Black/African American
15.2%

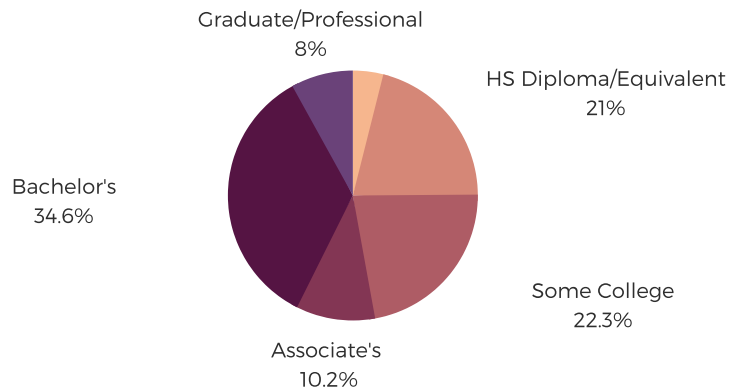


White/Caucasian
77.2%

EDUCATION & ATTAINMENT

**POPULATION 3 YRS AND
OVER ENROLLED: 27,167**

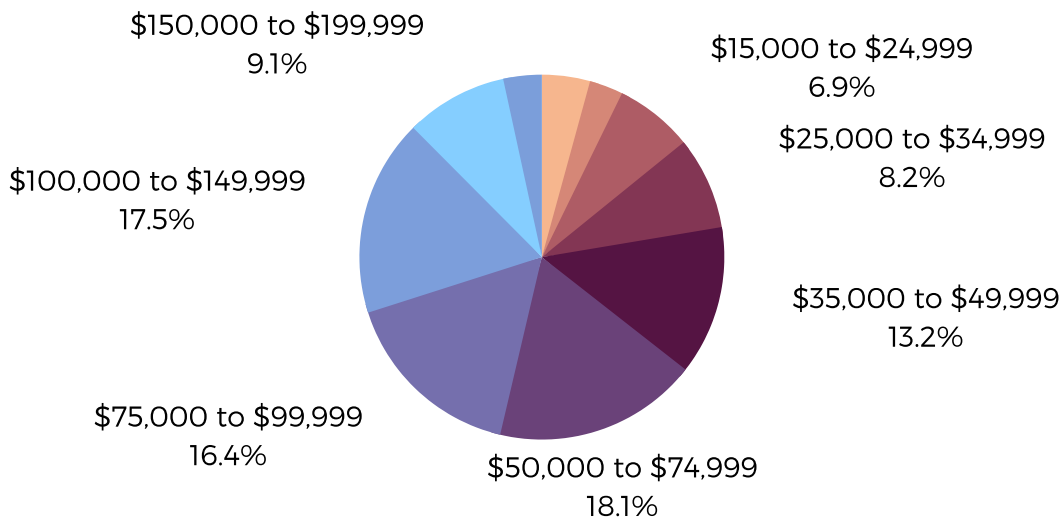
NURSERY/PRESCHOOL: 1,862
KINDERGARTEN: 1,705
ELEMENTARY/MIDDLE: 11,856
HIGH SCHOOL: 5,669
COLLEGE/GRADUATE: 6,075



EMPLOYMENT & INCOME

POPULATION 16 YEARS AND OLDER: 93,029

EMPLOYED: 65.2% | UNEMPLOYMENT RATE: 3.8%



DISTRICT NINE

GREENVILLE & LAURENS
COUNTIES

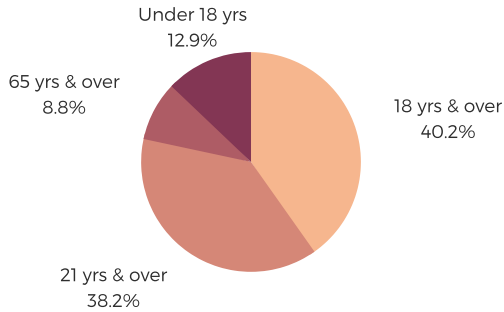


POPULATION & HOUSEHOLDS

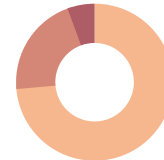
POPULATION: 104,818 | TOTAL HOUSEHOLDS: 39,231

MALE: 48.9%

FEMALE: 51.1%



Black/African American
20.8%



White/Caucasian
73.6%

EDUCATION & ATTAINMENT

POPULATION 3 YRS AND
OVER ENROLLED: 24,069

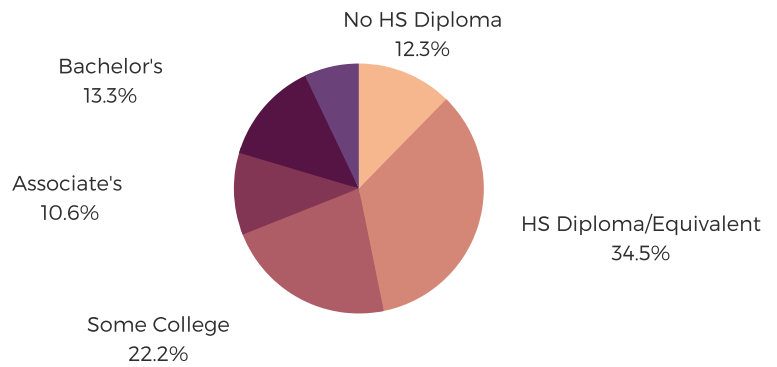
NURSERY/PRESCHOOL: 916

KINDERGARTEN: 1,819

ELEMENTARY/MIDDLE: 11,189

HIGH SCHOOL: 4,975

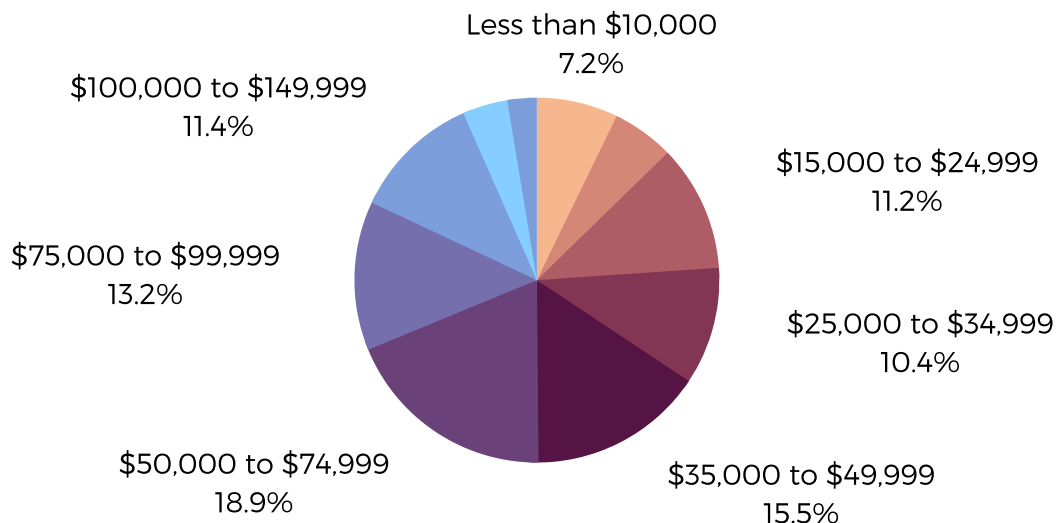
COLLEGE/GRADUATE: 5,170



EMPLOYMENT & INCOME

POPULATION 16 YEARS AND OLDER: 83,593

EMPLOYED: 56.4% | UNEMPLOYMENT RATE: 5.5%



DISTRICT TEN

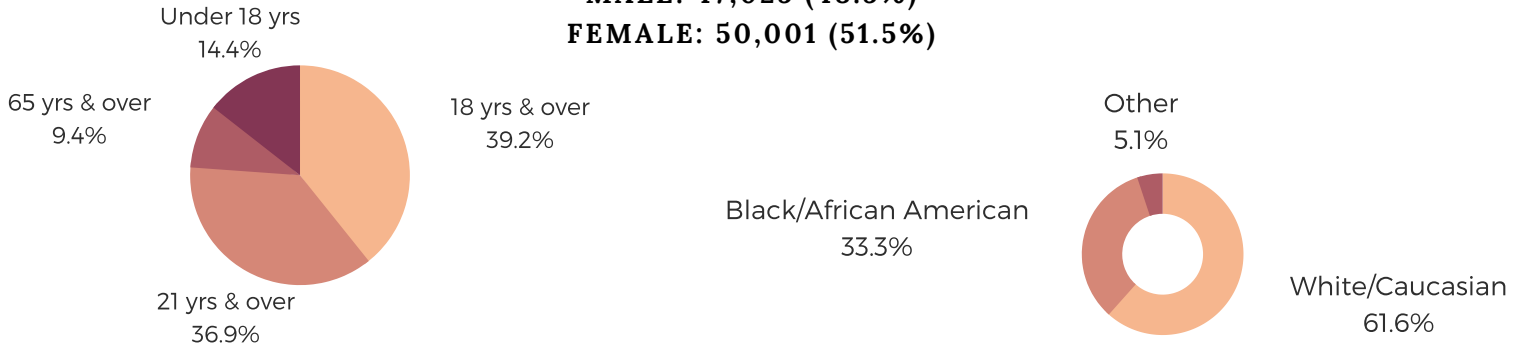
ABBEVILLE, GREENWOOD,
MCCORMICK & SALUDA
COUNTIES



POPULATION & HOUSEHOLDS

POPULATION: 97,026 | TOTAL HOUSEHOLDS: 36,443

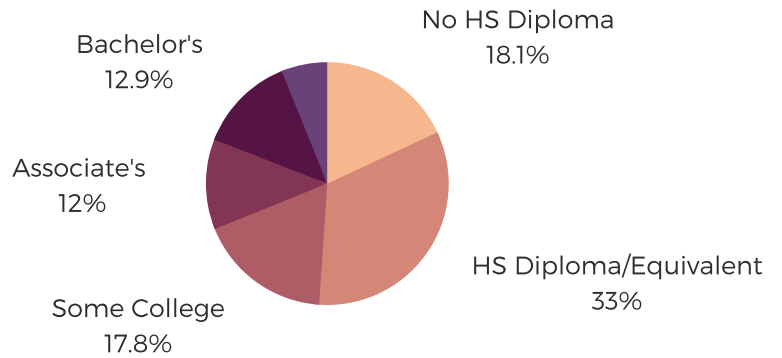
MALE: 47,025 (48.5%)
FEMALE: 50,001 (51.5%)



EDUCATION & ATTAINMENT

**POPULATION 3 YRS AND
OVER ENROLLED: 22,659**

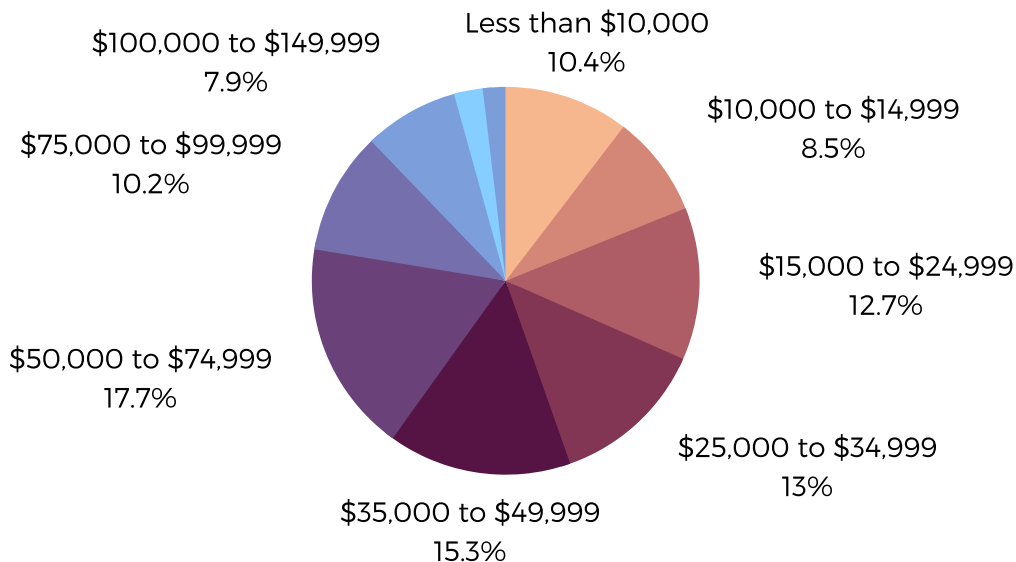
NURSERY/PRESCHOOL: 878
KINDERGARTEN: 1,428
ELEMENTARY/MIDDLE: 9,768
HIGH SCHOOL: 4,612
COLLEGE/GRADUATE: 5,973



EMPLOYMENT & INCOME

POPULATION 16 YEARS AND OLDER: 77,702

EMPLOYED: 51.2% | UNEMPLOYMENT RATE: 7.1%



DISTRICT ELEVEN

SPARTANBURG COUNTY



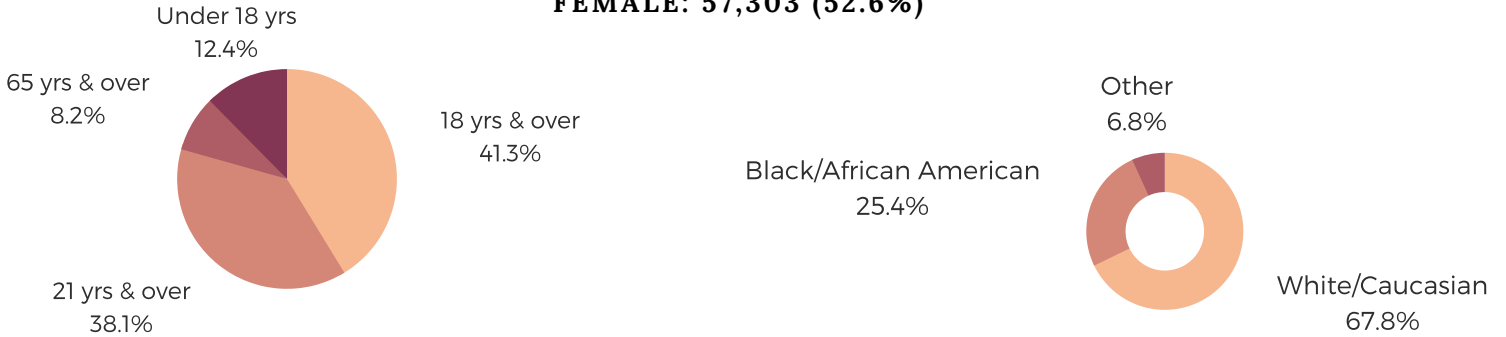
south carolina
STATE LIBRARY

POPULATION & HOUSEHOLDS

POPULATION: 109,035 | TOTAL HOUSEHOLDS: 40,586

MALE: 51,732 (47.4%)

FEMALE: 57,303 (52.6%)



EDUCATION & ATTAINMENT

POPULATION 3 YRS AND
OVER ENROLLED: 28,809

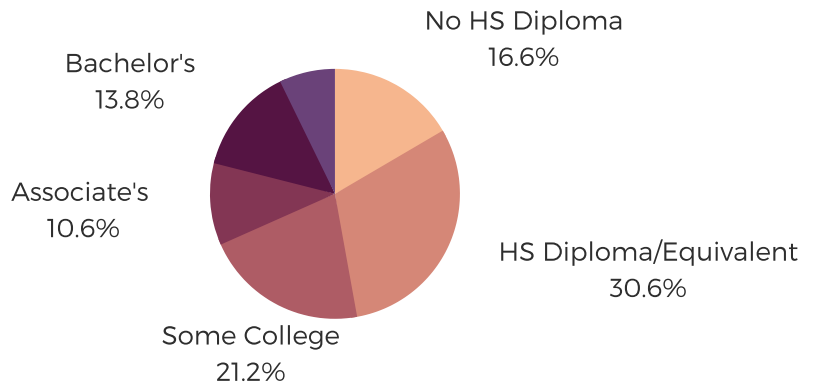
NURSERY/PRESCHOOL: 1,423

KINDERGARTEN: 1,409

ELEMENTARY/MIDDLE: 11,048

HIGH SCHOOL: 5,722

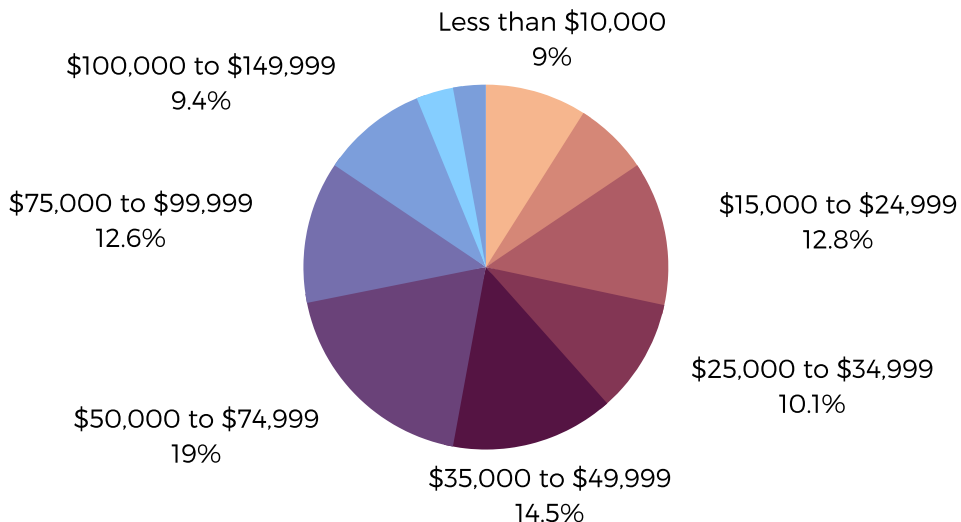
COLLEGE/GRADUATE: 9,207



EMPLOYMENT & INCOME

POPULATION 16 YEARS AND OLDER: 86,777

EMPLOYED: 56.1% | UNEMPLOYMENT RATE: 6.1%



DISTRICT TWELVE

GREENVILLE &
SPARTANBURG COUNTIES

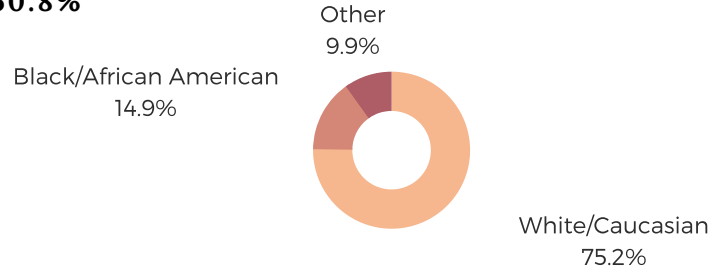
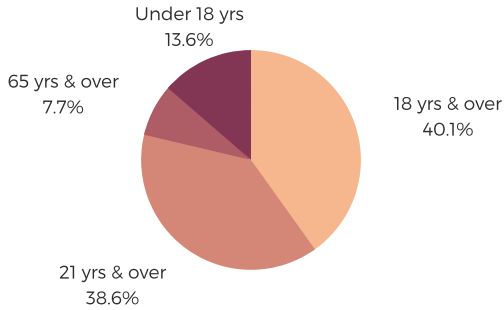


south carolina
STATE LIBRARY

POPULATION & HOUSEHOLDS

POPULATION: 119,925 | TOTAL HOUSEHOLDS: 44,449

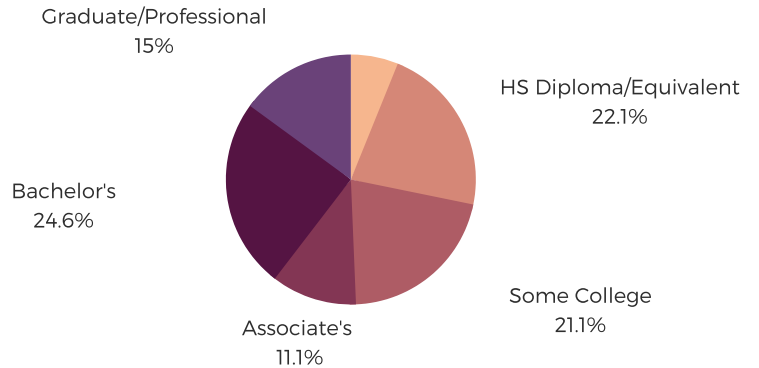
MALE: 49.2%
FEMALE: 50.8%



EDUCATION & ATTAINMENT

**POPULATION 3 YRS AND
OVER ENROLLED: 30,624**

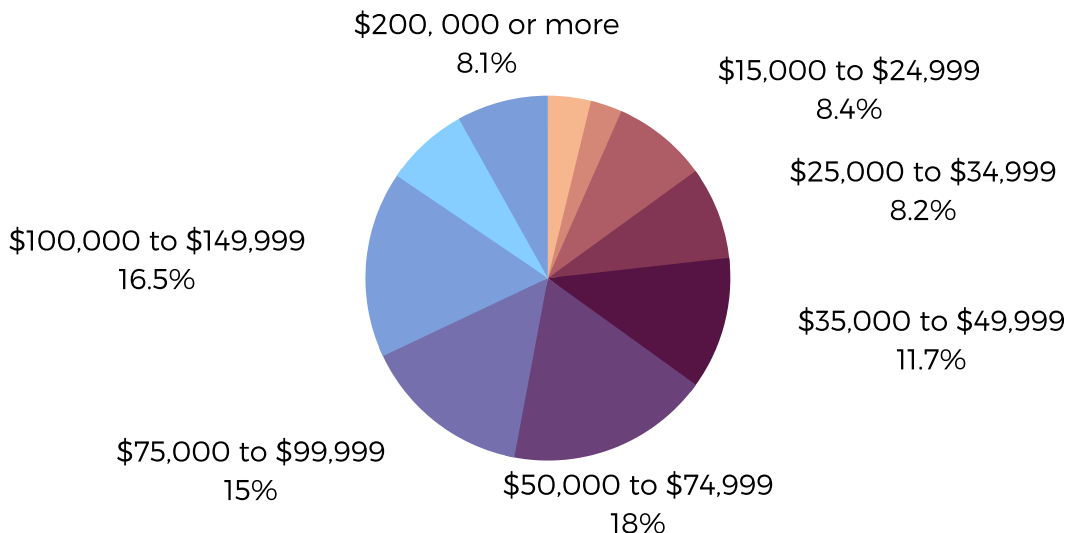
NURSERY/PRESCHOOL: 2,023
KINDERGARTEN: 1,997
ELEMENTARY/MIDDLE: 13,699
HIGH SCHOOL: 6,932
COLLEGE/GRADUATE: 5,973



EMPLOYMENT & INCOME

POPULATION 16 YEARS AND OLDER: 93,111

EMPLOYED: 63.8% | UNEMPLOYMENT RATE: 4.3%



DISTRICT THIRTEEN

GREENVILLE, SPARTANBURG
& UNION COUNTIES

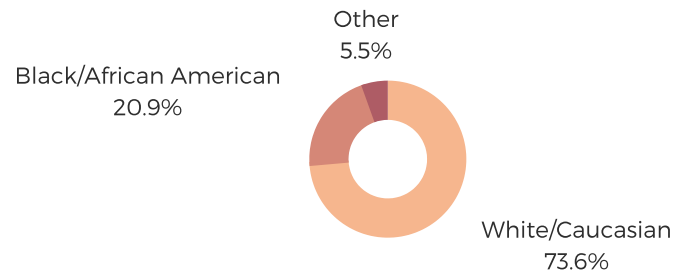
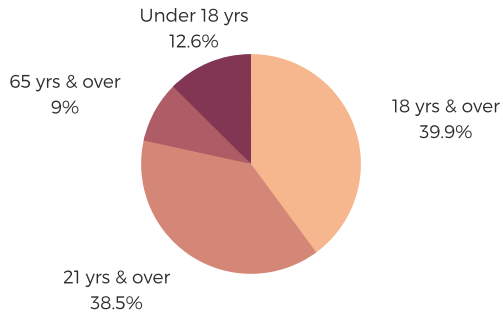


POPULATION & HOUSEHOLDS

POPULATION: 114,077 | TOTAL HOUSEHOLDS: 43,510

MALE: 55,736 (48.9%)

FEMALE: 58,341 (51.1%)



EDUCATION & ATTAINMENT

POPULATION 3 YRS AND
OVER ENROLLED: 26,929

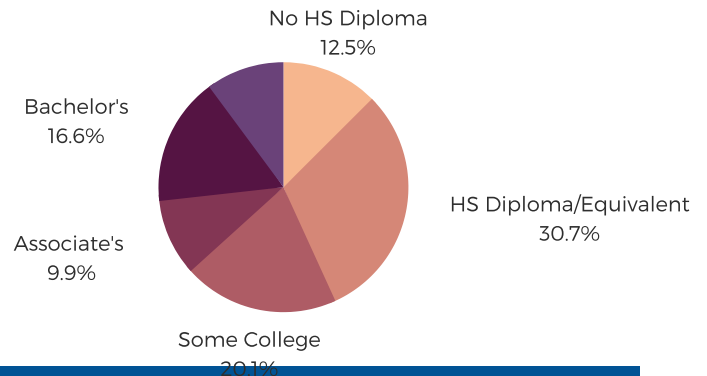
NURSERY/PRESCHOOL: 1,620

KINDERGARTEN: 1,521

ELEMENTARY/MIDDLE: 12,631

HIGH SCHOOL: 6,365

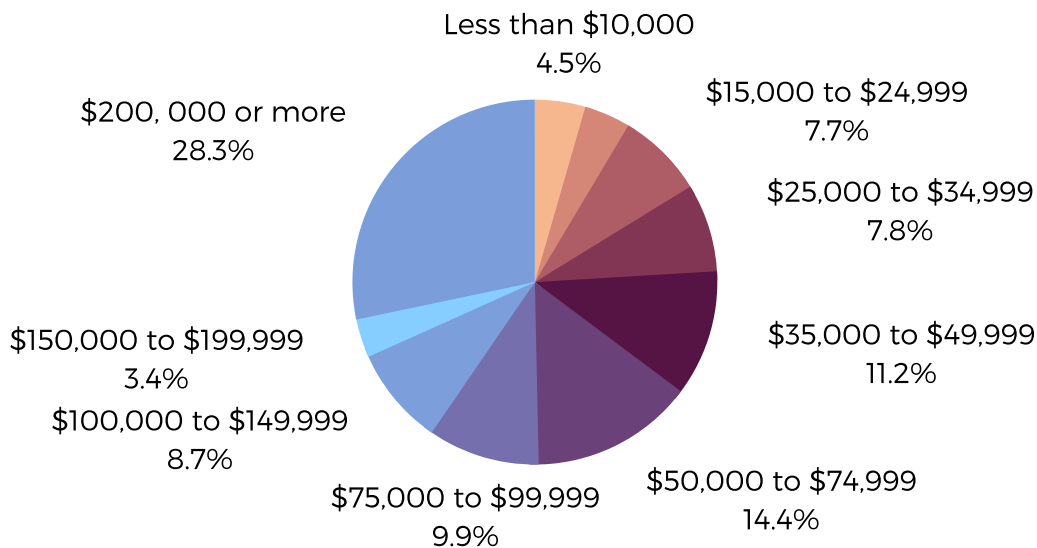
COLLEGE/GRADUATE: 4,792



EMPLOYMENT & INCOME

POPULATION 16 YEARS AND OLDER: 89,610

EMPLOYED: 57.1% | UNEMPLOYMENT RATE: 5.7%



DISTRICT FOURTEEN

CHEROKEE, SPARTANBURG,
UNION, & YORK COUNTIES

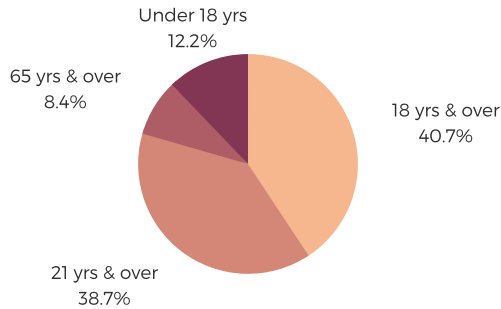


south carolina
STATE LIBRARY

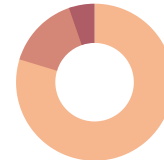
POPULATION & HOUSEHOLDS

POPULATION: 110,099 | TOTAL HOUSEHOLDS: 41,236

MALE: 48.7%
FEMALE: 51.3%



Black/African American
15%

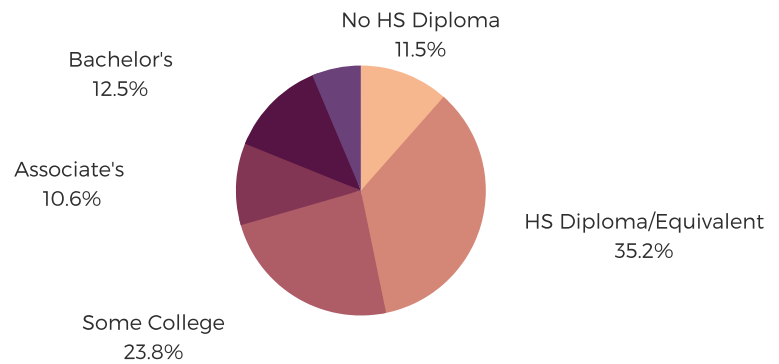


White/Caucasian
79.7%

EDUCATION & ATTAINMENT

**POPULATION 3 YRS AND
OVER ENROLLED: 26,095**

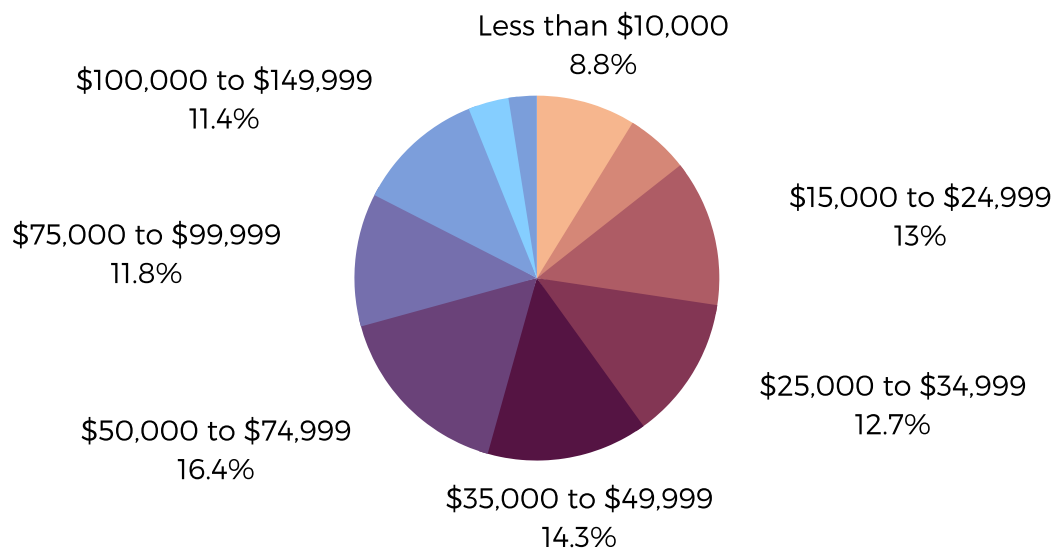
NURSERY/PRESCHOOL: 1,255
KINDERGARTEN: 1,477
ELEMENTARY/MIDDLE: 12,260
HIGH SCHOOL: 5,914
COLLEGE/GRADUATE: 5,189



EMPLOYMENT & INCOME

POPULATION 16 YEARS AND OLDER: 87,955

EMPLOYED: 54.7% | UNEMPLOYMENT RATE: 5.7%



DISTRICT FIFTEEN

YORK COUNTY



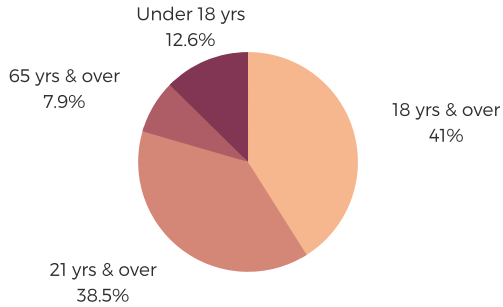
south carolina
STATE LIBRARY

POPULATION & HOUSEHOLDS

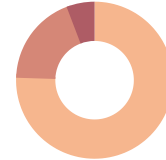
POPULATION: 122,106 | TOTAL HOUSEHOLDS: 47,196

MALE: 47.7%

FEMALE: 52.3%



Black/African American
18.7%

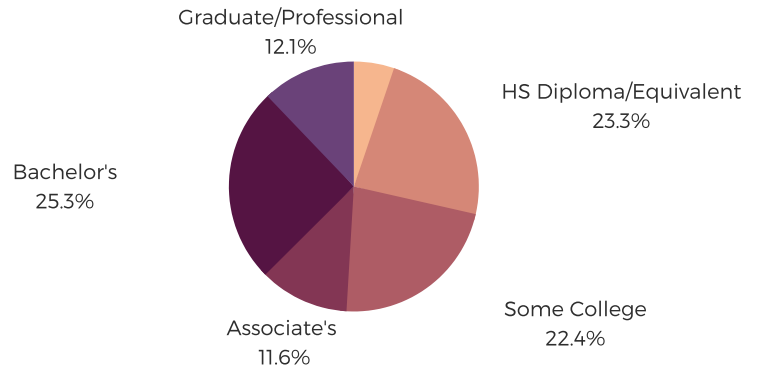


White/Caucasian
75.5%

EDUCATION & ATTAINMENT

**POPULATION 3 YRS AND
OVER ENROLLED: 31,614**

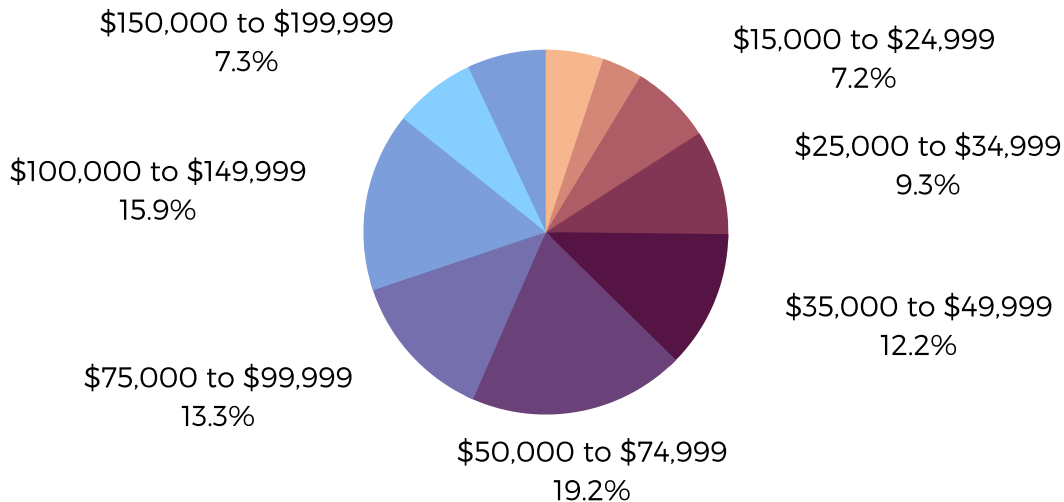
NURSERY/PRESCHOOL: 1,767
KINDERGARTEN: 1,387
ELEMENTARY/MIDDLE: 13,150
HIGH SCHOOL: 6,577
COLLEGE/GRADUATE: 8,733



EMPLOYMENT & INCOME

POPULATION 16 YEARS AND OLDER: 96,662

EMPLOYED: 63.5% | UNEMPLOYMENT RATE: 5.1%



DISTRICT SIXTEEN

LANCASTER & YORK
COUNTIES

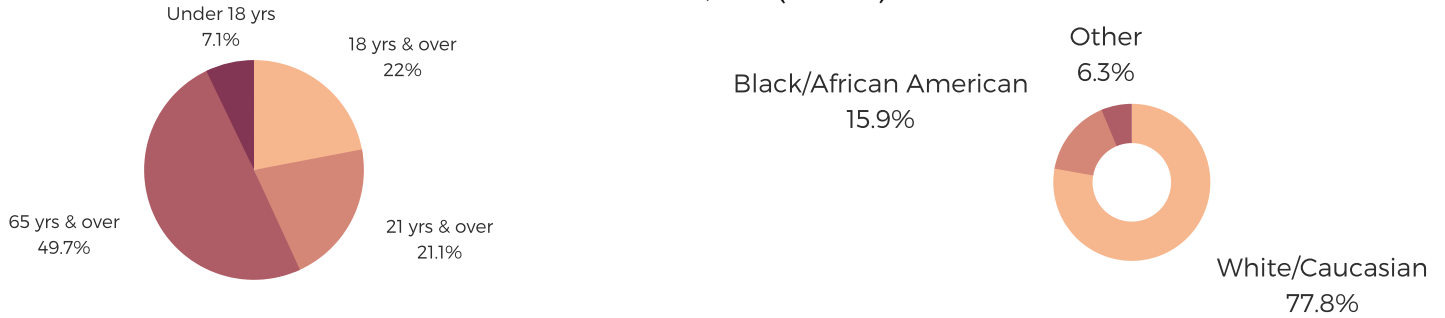


POPULATION & HOUSEHOLDS

POPULATION: 137,440 | TOTAL HOUSEHOLDS: 51,145

MALE: 64,864 (47.2%)

FEMALE: 72,576 (52.8%)



EDUCATION & ATTAINMENT

POPULATION 3 YRS AND
OVER ENROLLED: 32,670

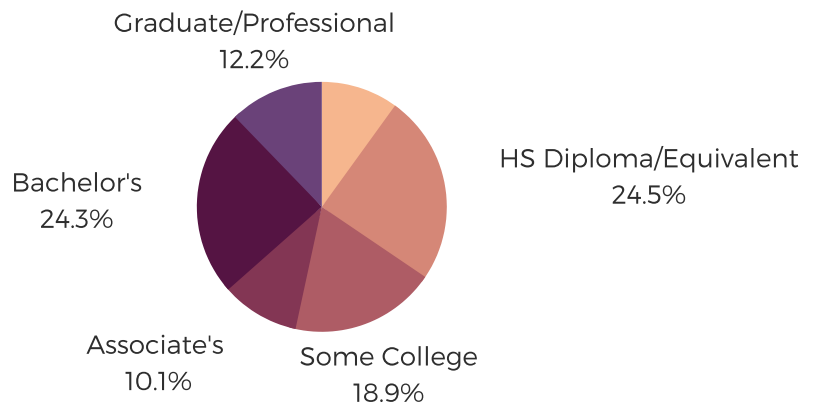
NURSERY/PRESCHOOL: 1,988

KINDERGARTEN: 1,570

ELEMENTARY/MIDDLE: 16,015

HIGH SCHOOL: 7,229

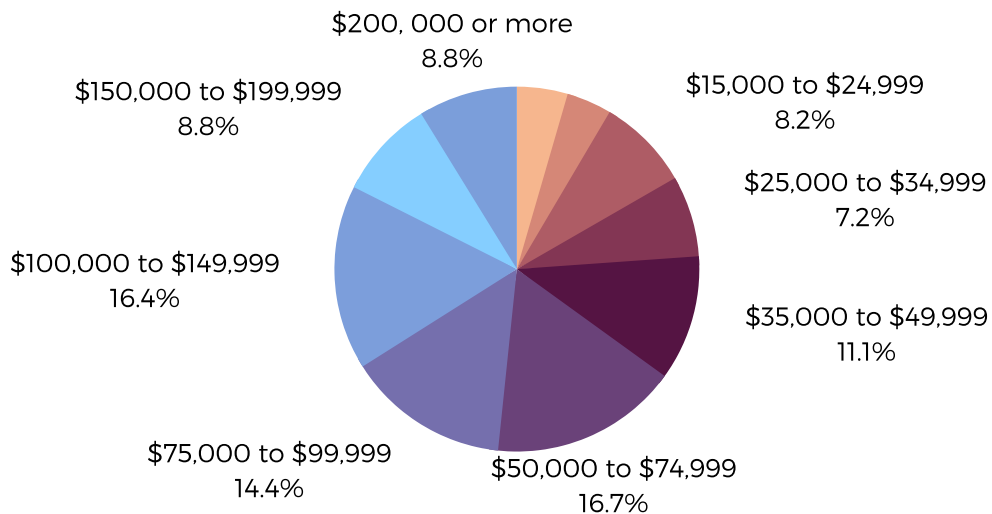
COLLEGE/GRADUATE: 5,868



EMPLOYMENT & INCOME

POPULATION 16 YEARS AND OLDER: 107,487

EMPLOYED: 59.9% | UNEMPLOYMENT RATE: 5.0%



DISTRICT SEVENTEEN

CHESTER, FAIRFIELD, &
YORK COUNTIES

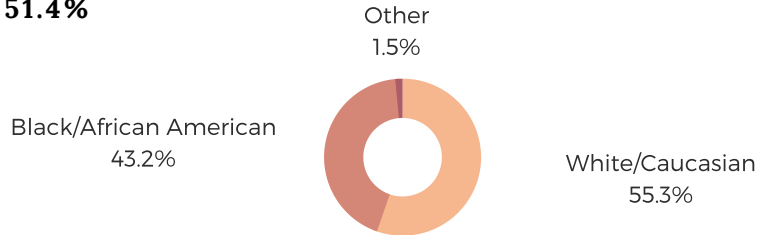
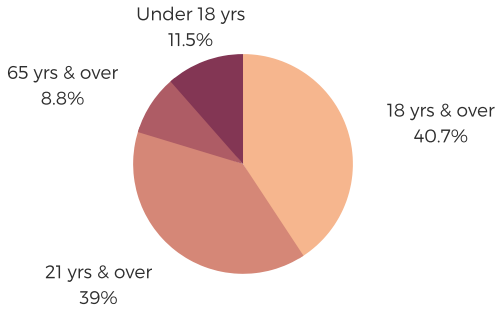


south carolina
STATE LIBRARY

POPULATION & HOUSEHOLDS

POPULATION: 104,979 | TOTAL HOUSEHOLDS: 41,118

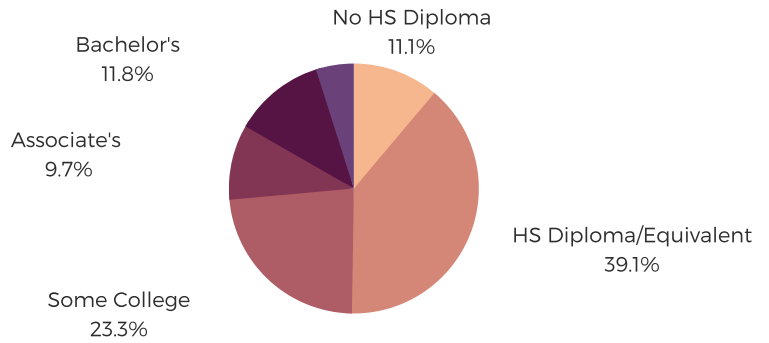
MALE: 48.6%
FEMALE: 51.4%



EDUCATION & ATTAINMENT

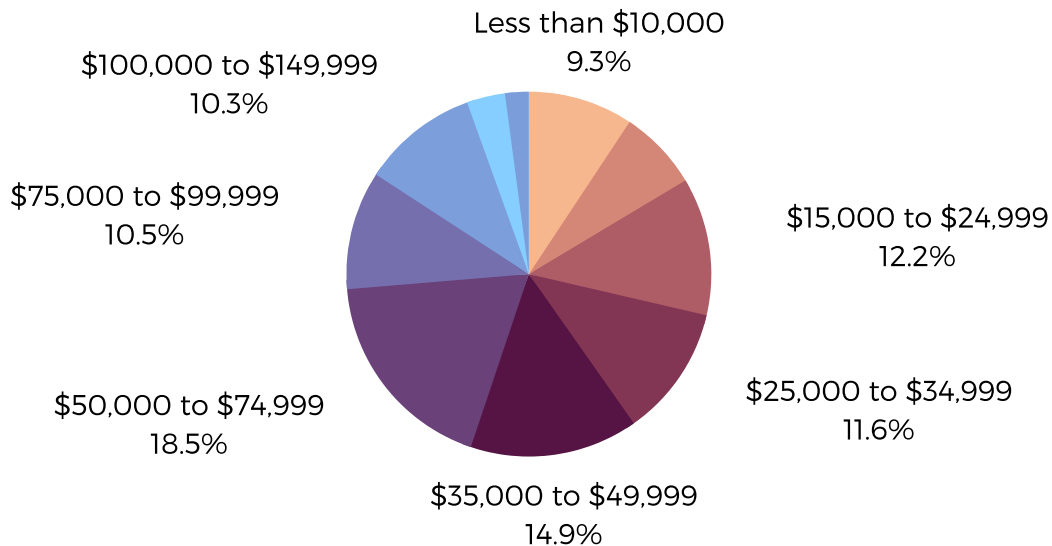
**POPULATION 3 YRS AND
OVER ENROLLED: 22,417**

NURSERY/PRESCHOOL: 893
KINDERGARTEN: 1,648
ELEMENTARY/MIDDLE: 10,589
HIGH SCHOOL: 5,579
COLLEGE/GRADUATE: 3,708



EMPLOYMENT & INCOME

POPULATION 16 YEARS AND OLDER: 84,516
EMPLOYED: 54.6% | UNEMPLOYMENT RATE: 6.8%



DISTRICT EIGHTEEN

LEXINGTON, NEWBERRY,
& UNION COUNTIES

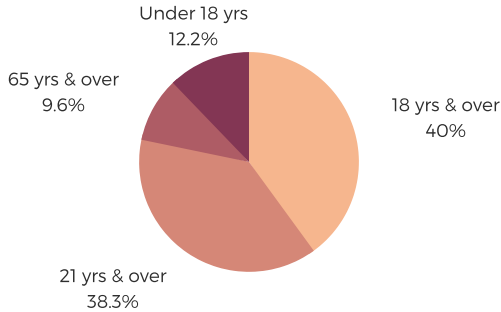


south carolina
STATE LIBRARY

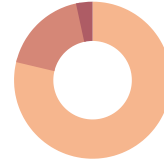
POPULATION & HOUSEHOLDS

POPULATION: 111,256 | TOTAL HOUSEHOLDS: 43,073

MALE: 48.5%
FEMALE: 51.5%



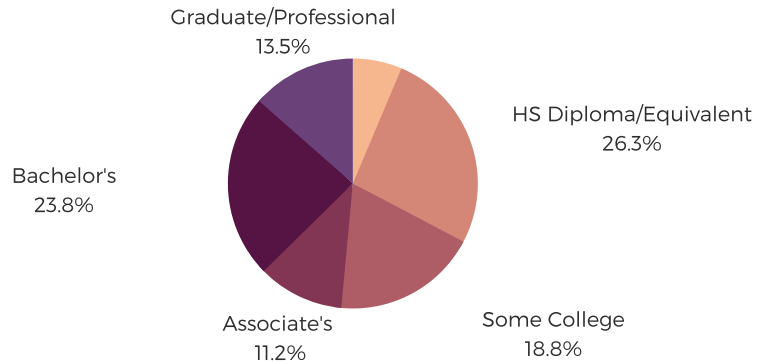
Black/African American
17.9%



White/Caucasian
78.7%

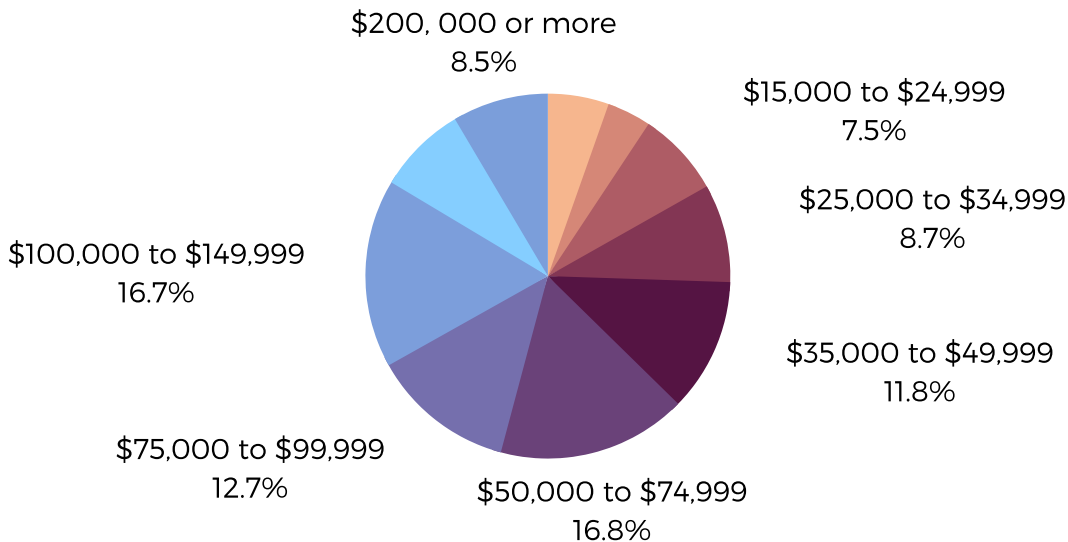
EDUCATION & ATTAINMENT

**POPULATION 3 YRS AND
OVER ENROLLED: 26,502**
NURSERY/PRESCHOOL: 1,864
KINDERGARTEN: 1,590
ELEMENTARY/MIDDLE: 11,479
HIGH SCHOOL: 6,250
COLLEGE/GRADUATE: 5,319



EMPLOYMENT & INCOME

POPULATION 16 YEARS AND OLDER: 88,417
EMPLOYED: 58.8% | UNEMPLOYMENT RATE: 4.5%



DISTRICT NINETEEN

RICHLAND COUNTY

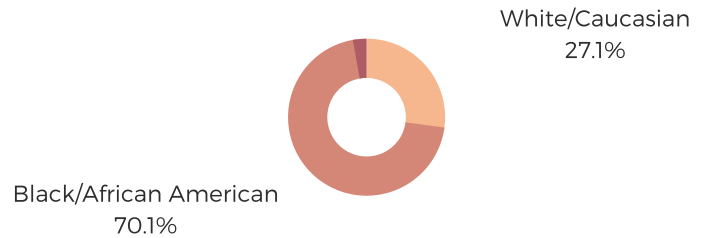
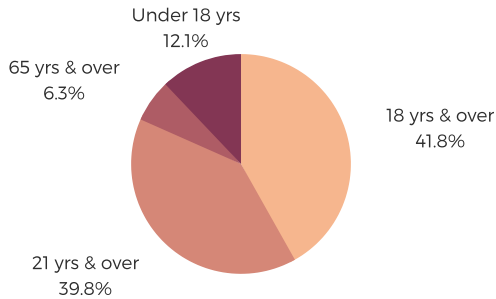


south carolina
STATE LIBRARY

POPULATION & HOUSEHOLDS

POPULATION: 106,093 TOTAL HOUSEHOLDS: 40,907

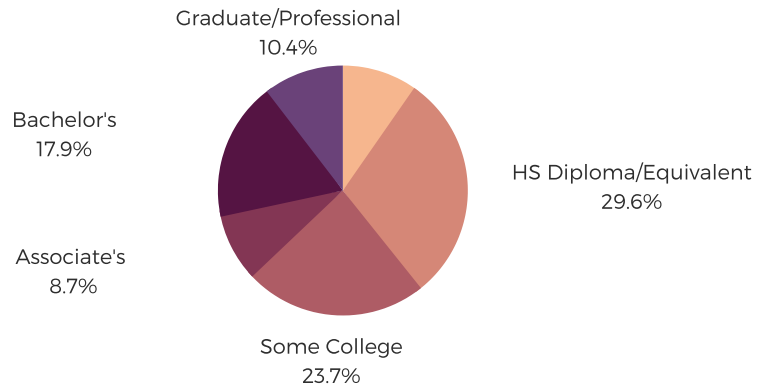
MALE: 48.1%
FEMALE: 51.9%



EDUCATION & ATTAINMENT

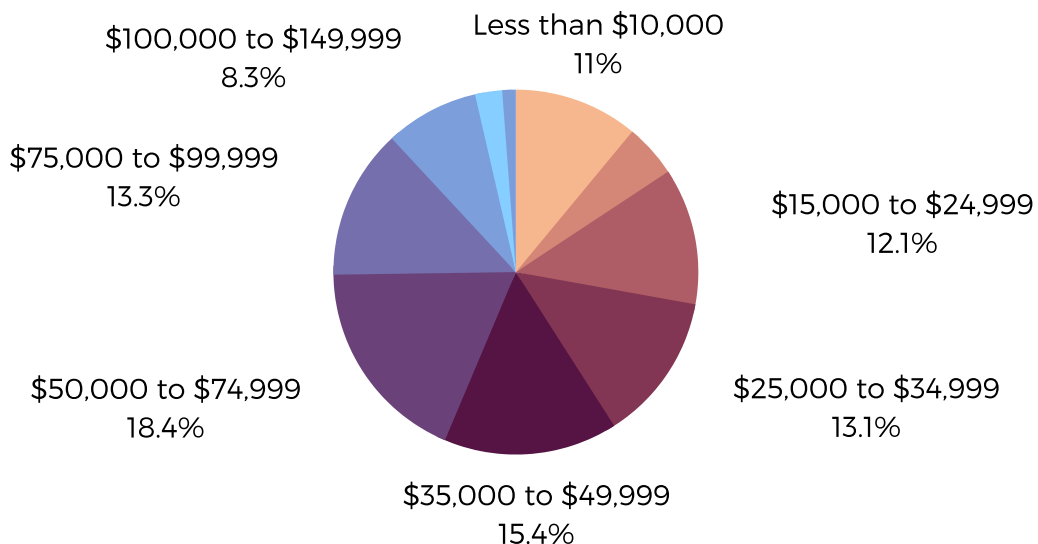
POPULATION 3 YRS AND OVER ENROLLED: 27,607

NURSERY/PRESCHOOL: 1,173
KINDERGARTEN: 1,706
ELEMENTARY/MIDDLE: 10,080
HIGH SCHOOL: 5,802
COLLEGE/GRADUATE: 8,846



EMPLOYMENT & INCOME

POPULATION 16 YEARS AND OLDER: 85,051
EMPLOYED: 58.8% | UNEMPLOYMENT RATE: 9.0%



DISTRICT TWENTY

LEXINGTON & RICHLAND
COUNTIES

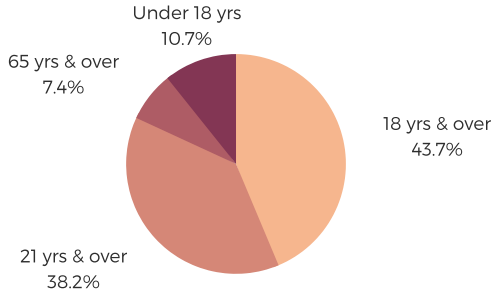


south carolina
STATE LIBRARY

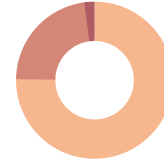
POPULATION & HOUSEHOLDS

POPULATION: 109,926 TOTAL HOUSEHOLDS: 42,940

MALE: 48.7%
FEMALE: 51.3%



Black/African American
22.7%

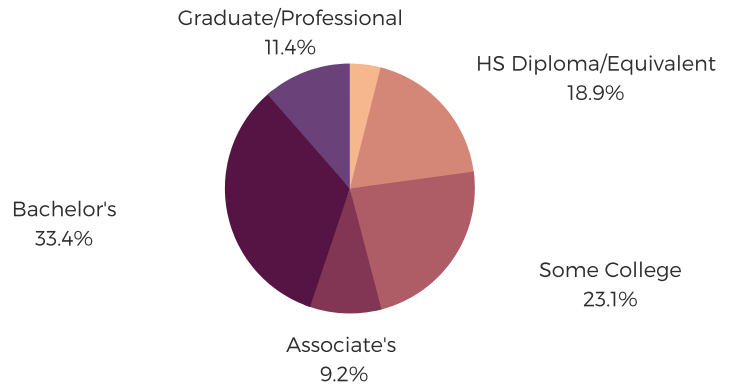


White/Caucasian
75.2%

EDUCATION & ATTAINMENT

**POPULATION 3 YRS AND
OVER ENROLLED: 36,154**

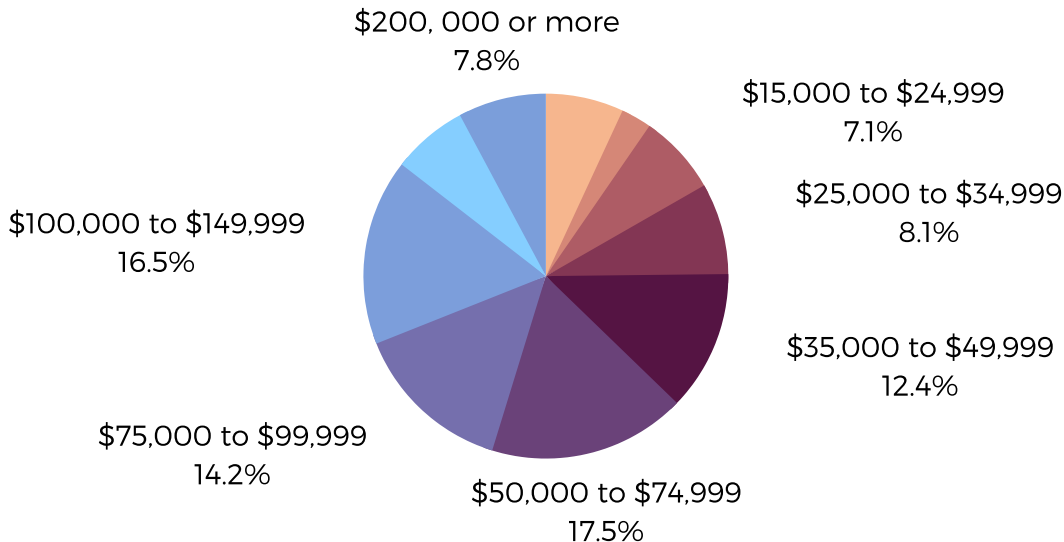
NURSERY/PRESCHOOL: 1,621
KINDERGARTEN: 1,241
ELEMENTARY/MIDDLE: 9,863
HIGH SCHOOL: 5,844
COLLEGE/GRADUATE: 17,585



EMPLOYMENT & INCOME

POPULATION 16 YEARS AND OLDER: 91,114

EMPLOYED: 63.3% | UNEMPLOYMENT RATE: 3.8%



DISTRICT TWENTY ONE

RICHLAND COUNTY

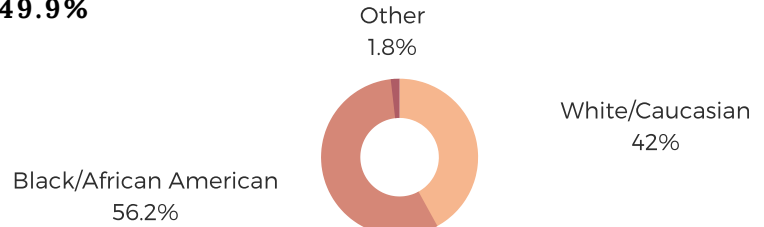
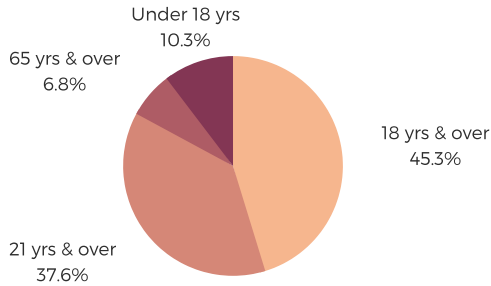


south carolina
STATE LIBRARY

POPULATION & HOUSEHOLDS

POPULATION: 102,050 TOTAL HOUSEHOLDS: 33,273

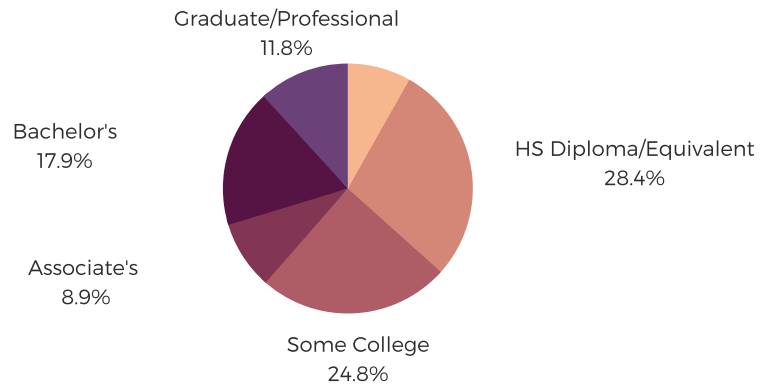
MALE: 50.1%
FEMALE: 49.9%



EDUCATION & ATTAINMENT

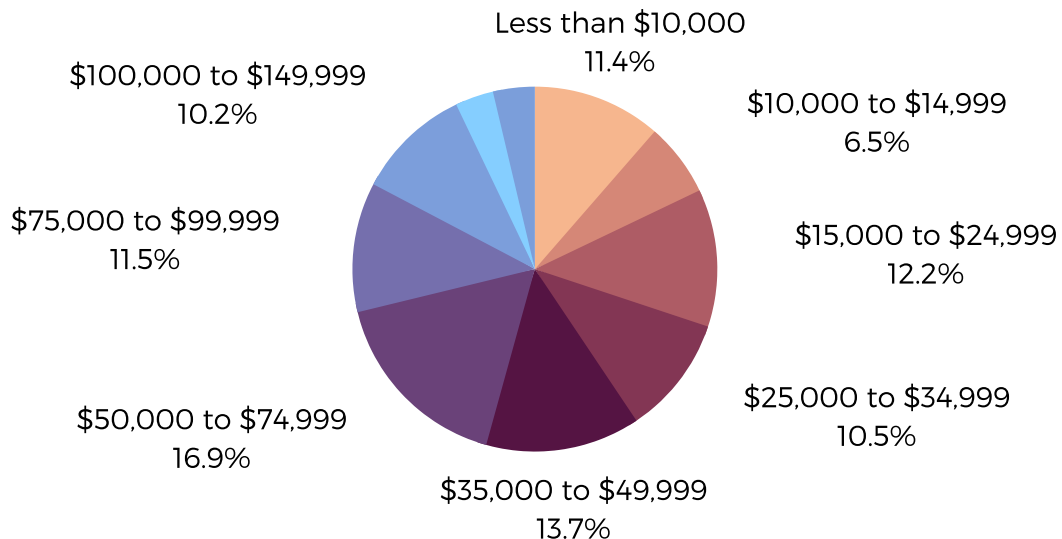
POPULATION 3 YRS AND OVER ENROLLED: 28,607

NURSERY/PRESCHOOL: 1,138
KINDERGARTEN: 1,014
ELEMENTARY/MIDDLE: 8,674
HIGH SCHOOL: 4,828
COLLEGE/GRADUATE: 12,957



EMPLOYMENT & INCOME

POPULATION 16 YEARS AND OLDER: 85,241
EMPLOYED: 51.2% | UNEMPLOYMENT RATE: 7.5%



DISTRICT TWENTY TWO

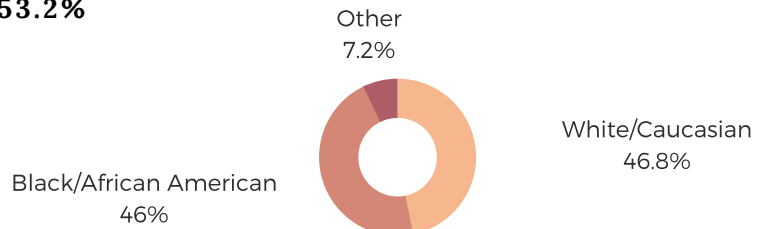
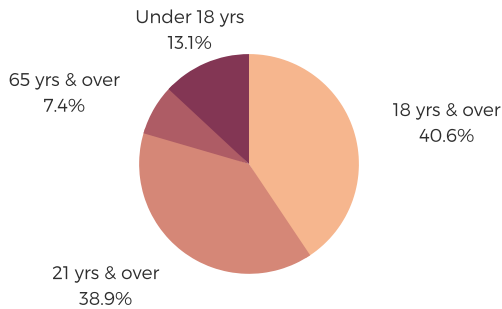
KERSHAW & RICHLAND
COUNTIES



POPULATION & HOUSEHOLDS

POPULATION: 105,675 TOTAL HOUSEHOLDS: 40,649

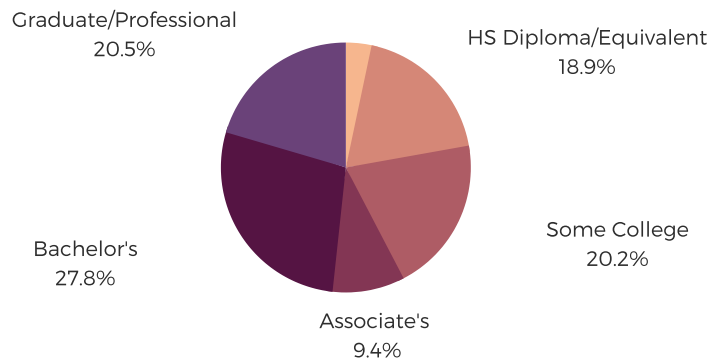
MALE: 46.8%
FEMALE: 53.2%



EDUCATION & ATTAINMENT

POPULATION 3 YRS AND
OVER ENROLLED: 28,022

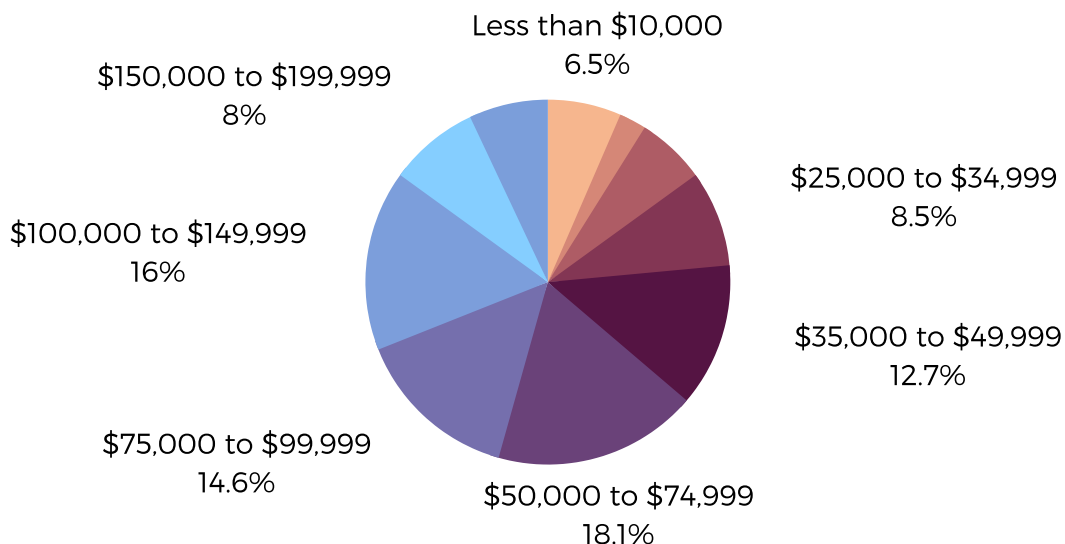
NURSERY/PRESCHOOL: 1,718
KINDERGARTEN: 1,847
ELEMENTARY/MIDDLE: 10,890
HIGH SCHOOL: 5,945
COLLEGE/GRADUATE: 7,622



EMPLOYMENT & INCOME

POPULATION 16 YEARS AND OLDER: 82,623

EMPLOYED: 62.7% | UNEMPLOYMENT RATE: 5.7%



DISTRICT TWENTY THREE

LEXINGTON COUNTY



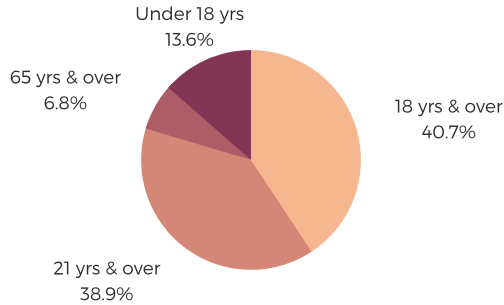
south carolina
STATE LIBRARY

POPULATION & HOUSEHOLDS

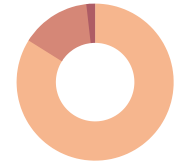
POPULATION: 107,764 TOTAL HOUSEHOLDS: 40,199

MALE: 48.4%

FEMALE: 51.6%



Black/African American
14.3%



White/Caucasian
83.9%

EDUCATION & ATTAINMENT

**POPULATION 3 YRS AND
OVER ENROLLED: 26,002**

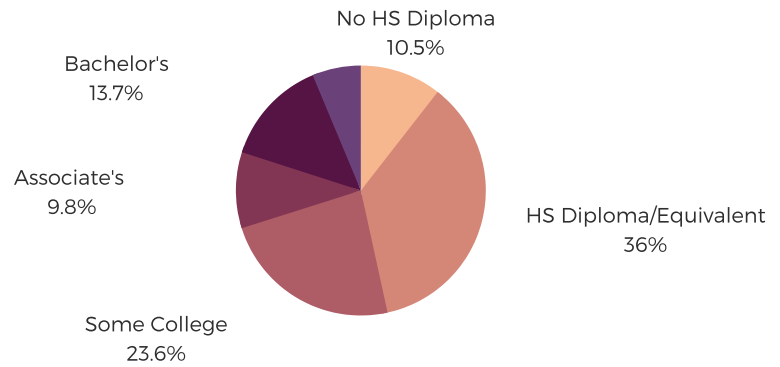
NURSERY/PRESCHOOL: 1,346

KINDERGARTEN: 1,976

ELEMENTARY/MIDDLE: 12,053

HIGH SCHOOL: 6,075

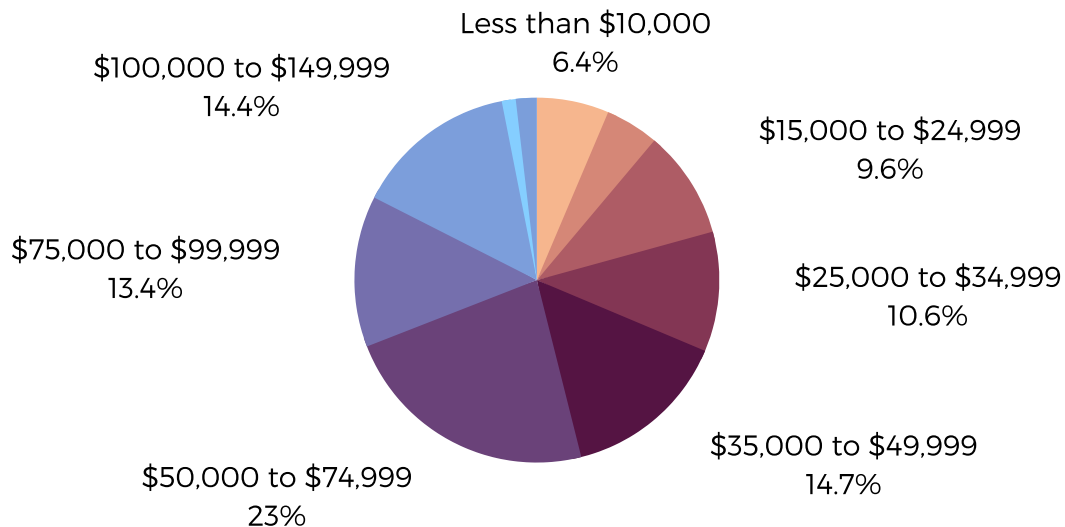
COLLEGE/GRADUATE: 4,552



EMPLOYMENT & INCOME

POPULATION 16 YEARS AND OLDER: 83,714

EMPLOYED: 61.6% | UNEMPLOYMENT RATE: 6.2%



DISTRICT TWENTY FOUR

AIKEN COUNTY

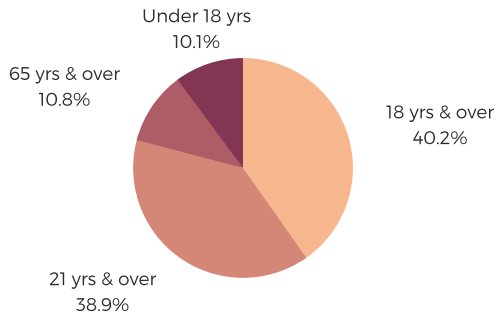


POPULATION & HOUSEHOLDS

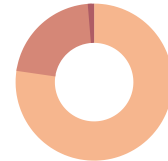
POPULATION: 100,517 TOTAL HOUSEHOLDS: 42,039

MALE: 48.6%

FEMALE: 51.4%



Black/African American
21.4%

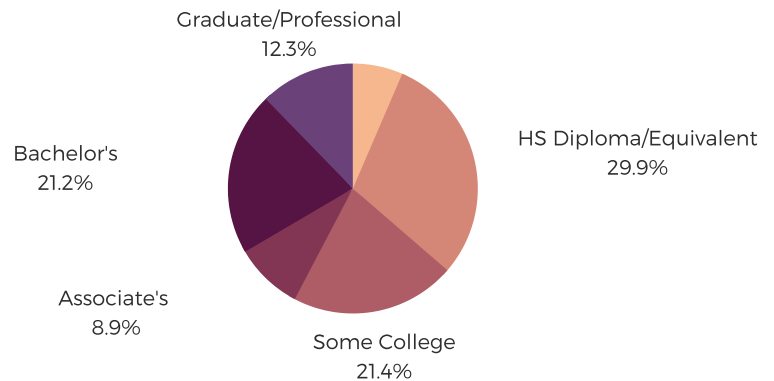


White/Caucasian
77.3%

EDUCATION & ATTAINMENT

POPULATION 3 YRS AND
OVER ENROLLED: 20,135

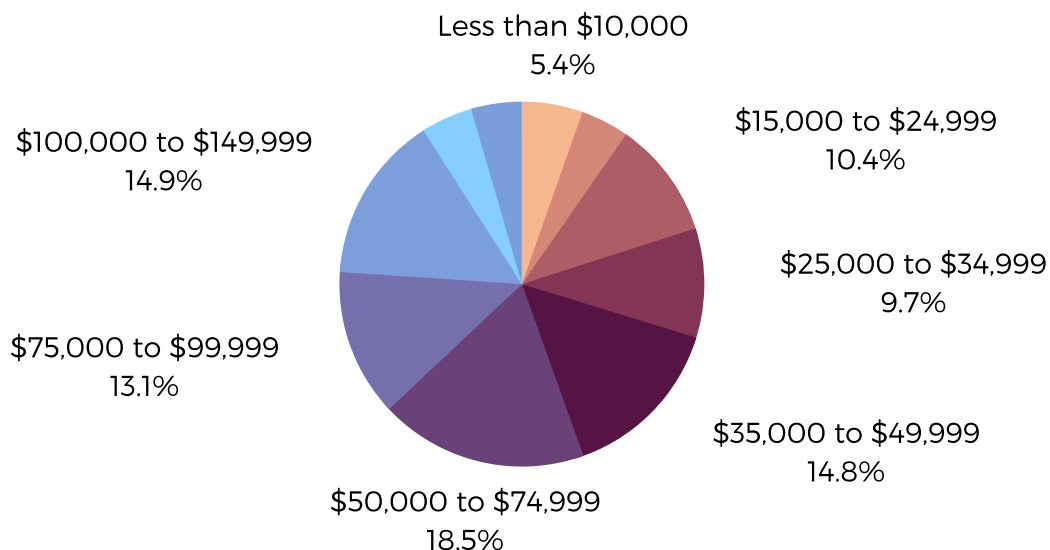
NURSERY/PRESCHOOL: 954
KINDERGARTEN: 1,201
ELEMENTARY/MIDDLE: 9,000
HIGH SCHOOL: 4,925
COLLEGE/GRADUATE: 4,055



EMPLOYMENT & INCOME

POPULATION 16 YEARS AND OLDER: 82,988

EMPLOYED: 51.6% | UNEMPLOYMENT RATE: 6.8%



DISTRICT TWENTY FIVE

AIKEN, EDGEFIELD,
LEXINGTON, MCCORMICK &
SALUDA COUNTIES



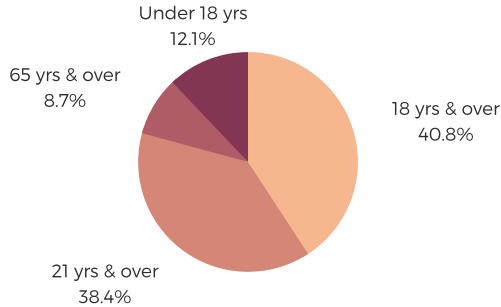
south carolina
STATE LIBRARY

POPULATION & HOUSEHOLDS

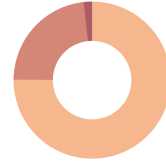
POPULATION: 105,917 TOTAL HOUSEHOLDS: 38,303

MALE: 50.8%

FEMALE: 49.2%



Black/African American
23.2%



White/Caucasian
75.1%

EDUCATION & ATTAINMENT

POPULATION 3 YRS AND
OVER ENROLLED: 25,517

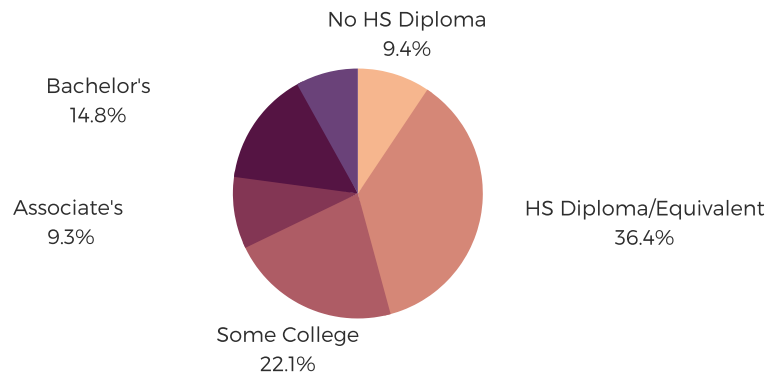
NURSERY/PRESCHOOL: 1,118

KINDERGARTEN: 1,672

ELEMENTARY/MIDDLE: 11,093

HIGH SCHOOL: 5,625

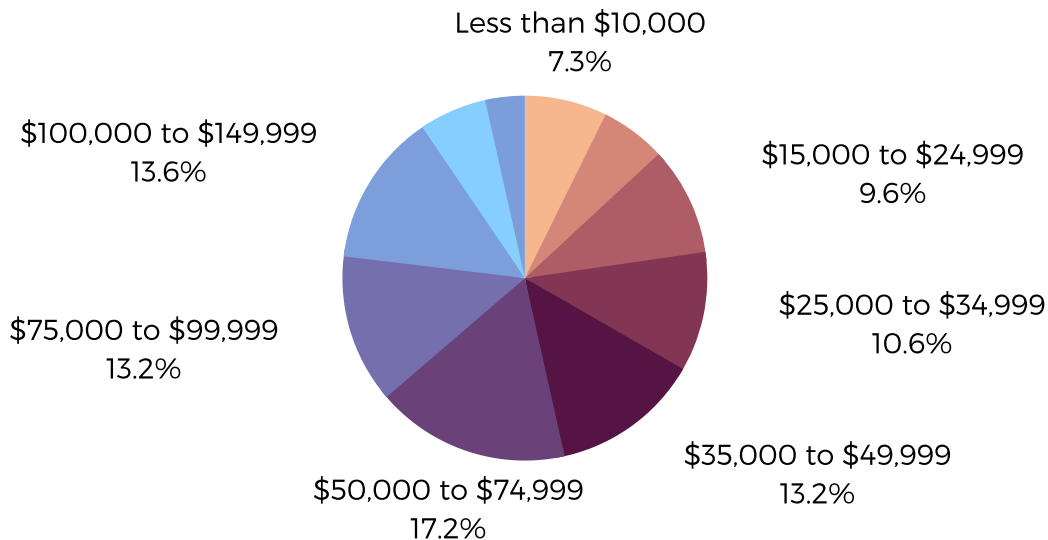
COLLEGE/GRADUATE: 6,009



EMPLOYMENT & INCOME

POPULATION 16 YEARS AND OLDER: 84,513

EMPLOYED: 53.5% | UNEMPLOYMENT RATE: 5.9%



DISTRICT TWENTY SIX

AIKEN, CALHOUN,
LEXINGTON & SALUDA
COUNTIES



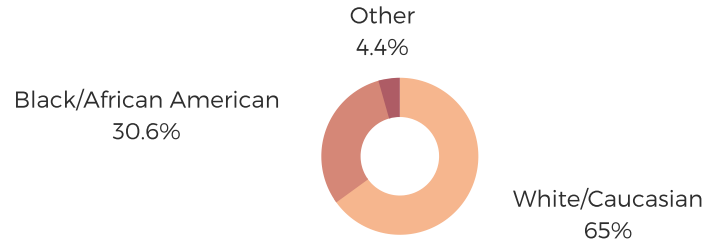
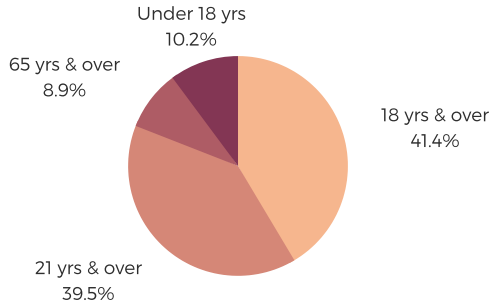
south carolina
STATE LIBRARY

POPULATION & HOUSEHOLDS

POPULATION: 99,034 | TOTAL HOUSEHOLDS: 41,471

MALE: 47,914 (48.4%)

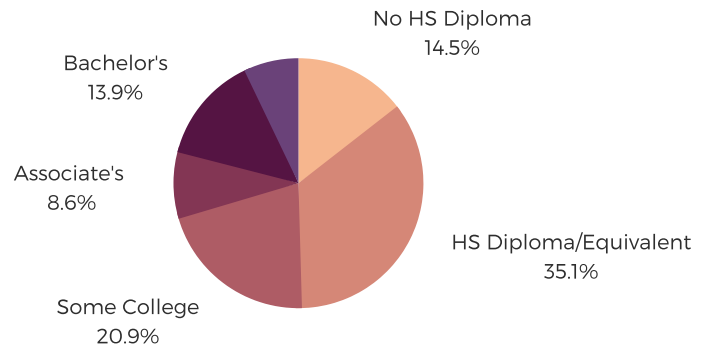
FEMALE: 51,120 (51.6%)



EDUCATION & ATTAINMENT

POPULATION 3 YRS AND
OVER ENROLLED: 21,170

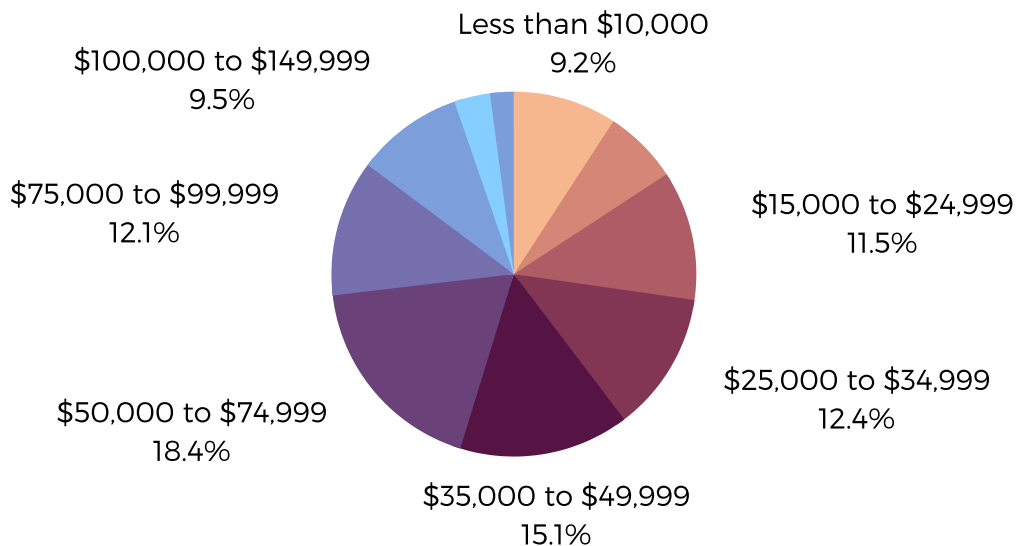
NURSERY/PRESCHOOL: 888
KINDERGARTEN: 1,517
ELEMENTARY/MIDDLE: 8,734
HIGH SCHOOL: 4,791
COLLEGE/GRADUATE: 5,240



EMPLOYMENT & INCOME

POPULATION 16 YEARS AND OLDER: 81,843

EMPLOYED: 55.5% | UNEMPLOYMENT RATE: 7.4%



DISTRICT TWENTY SEVEN

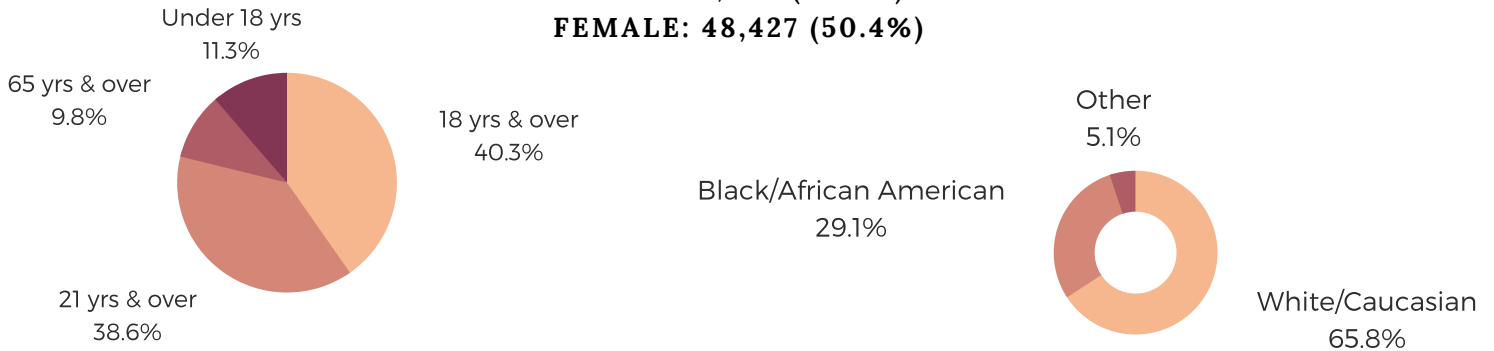
CHESTERFIELD, KERSHAW &
LANCASTER COUNTIES



POPULATION & HOUSEHOLDS

POPULATION: 95,995 | TOTAL HOUSEHOLDS: 36,763

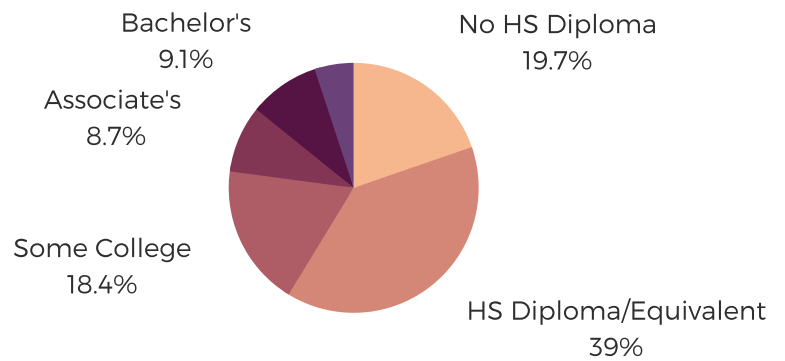
MALE: 47,568 (49.6%)
FEMALE: 48,427 (50.4%)



EDUCATION & ATTAINMENT

POPULATION 3 YRS AND
OVER ENROLLED: 20,765

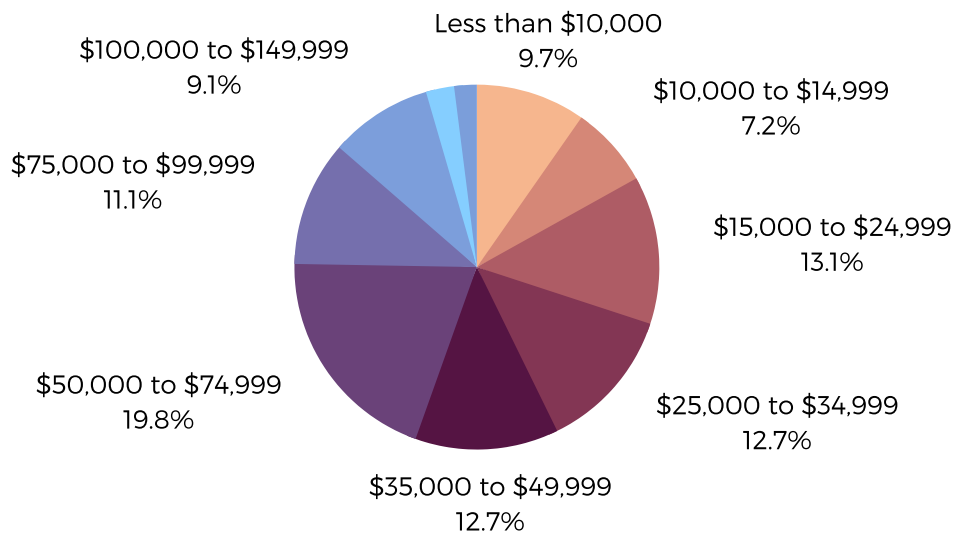
NURSERY/PRESCHOOL: 1,011
KINDERGARTEN: 1,327
ELEMENTARY/MIDDLE: 9,296
HIGH SCHOOL: 5,429
COLLEGE/GRADUATE: 3,702



EMPLOYMENT & INCOME

POPULATION 16 YEARS AND OLDER: 77,887

EMPLOYED: 51.2% | UNEMPLOYMENT RATE: 8.1%



DISTRICT TWENTY EIGHT

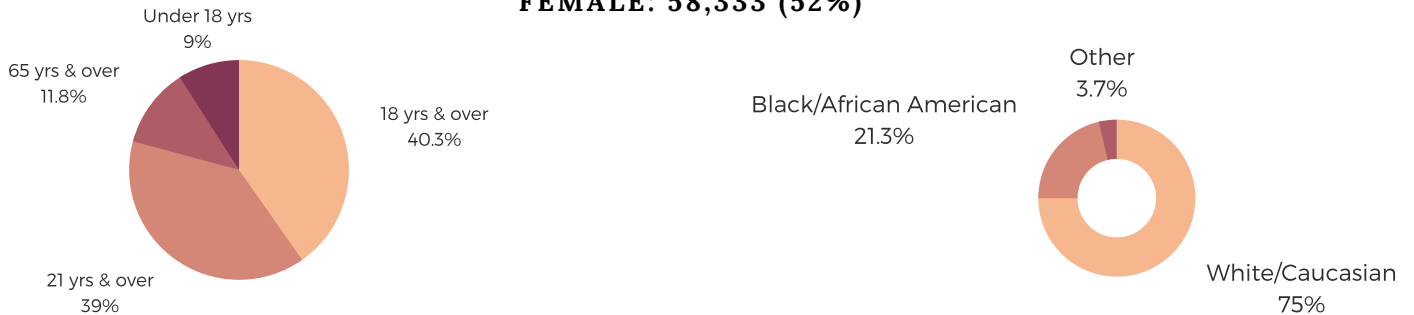
DILLON & HORRY
COUNTIES



POPULATION & HOUSEHOLDS

POPULATION: 112,118 | TOTAL HOUSEHOLDS: 45,107

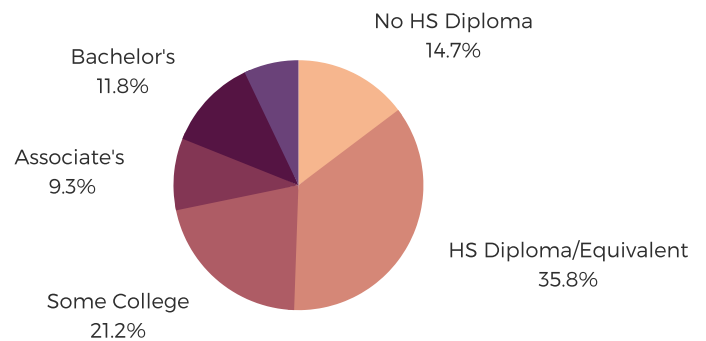
MALE: 53,785 (48%)
FEMALE: 58,333 (52%)



EDUCATION & ATTAINMENT

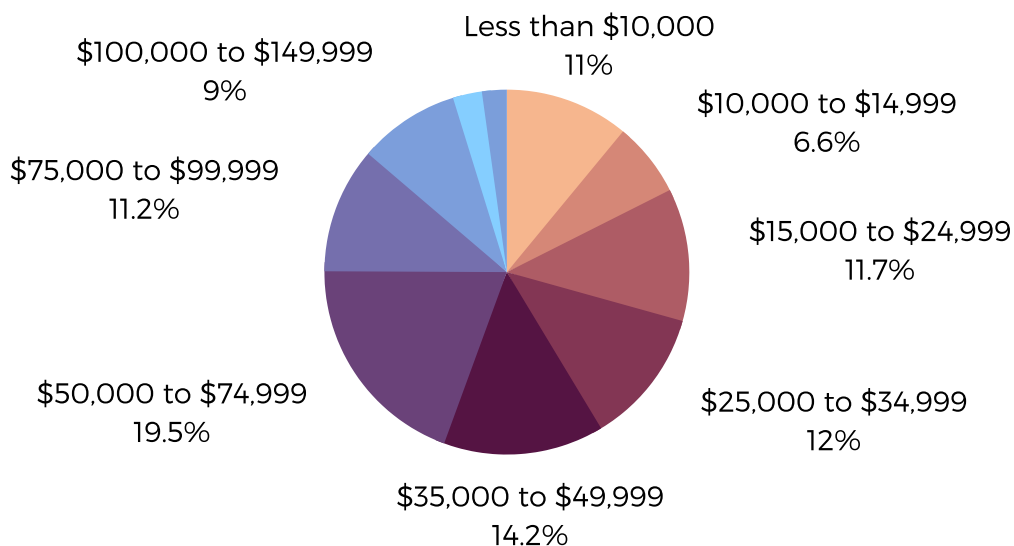
POPULATION 3 YRS AND
OVER ENROLLED: 20,214

NURSERY/PRESCHOOL: 965
KINDERGARTEN: 1,174
ELEMENTARY/MIDDLE: 9,775
HIGH SCHOOL: 4,778
COLLEGE/GRADUATE: 3,522



EMPLOYMENT & INCOME

POPULATION 16 YEARS AND OLDER: 94,125
EMPLOYED: 50.7% | UNEMPLOYMENT RATE: 5.7%



DISTRICT TWENTY NINE

CHESTERFIELD, DARLINGTON,
LEE, & MARLBORO COUNTIES

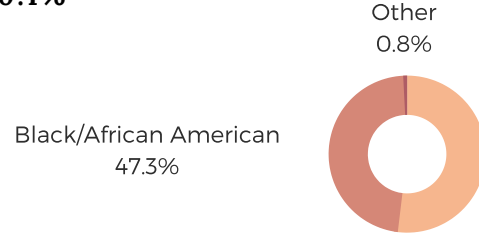
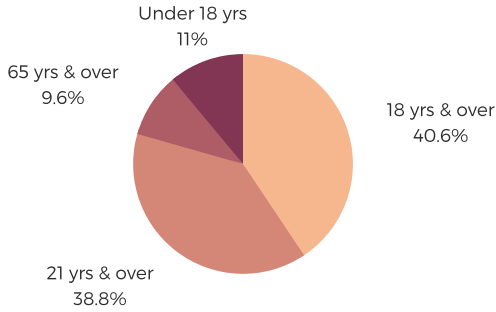


south carolina
STATE LIBRARY

POPULATION & HOUSEHOLDS

POPULATION: 90,183 TOTAL HOUSEHOLDS: 34,571

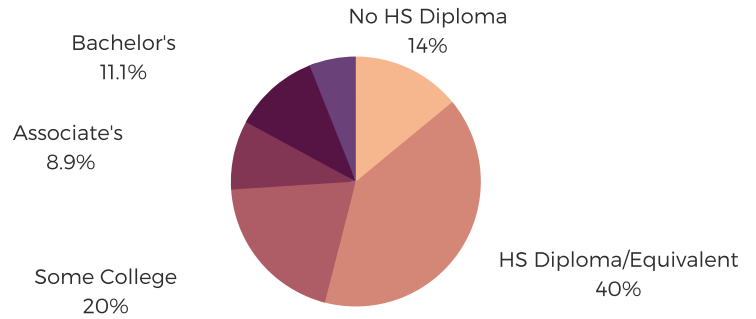
MALE: 49.9%
FEMALE: 50.1%



EDUCATION & ATTAINMENT

**POPULATION 3 YRS AND
OVER ENROLLED: 19,973**

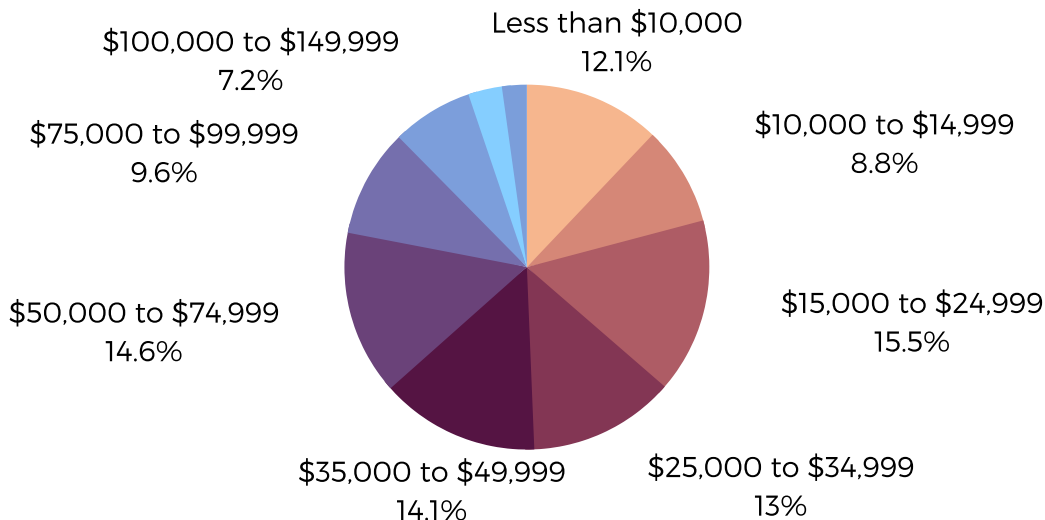
NURSERY/PRESCHOOL: 903
KINDERGARTEN: 1,395
ELEMENTARY/MIDDLE: 8,995
HIGH SCHOOL: 4,422
COLLEGE/GRADUATE: 4,258



EMPLOYMENT & INCOME

POPULATION 16 YEARS AND OLDER: 73,160

EMPLOYED: 45.3% | UNEMPLOYMENT RATE: 10.2%



DISTRICT THIRTY

DILLON, FLORENCE, HORRY,
MARION, & MARLBORO
COUNTIES

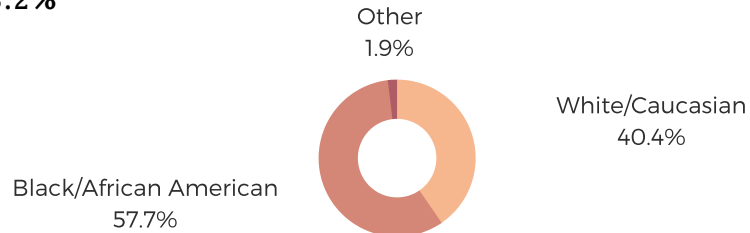
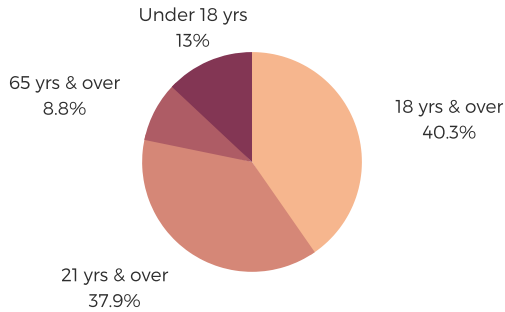


south carolina
STATE LIBRARY

POPULATION & HOUSEHOLDS

POPULATION: 93,916 TOTAL HOUSEHOLDS: 33,412

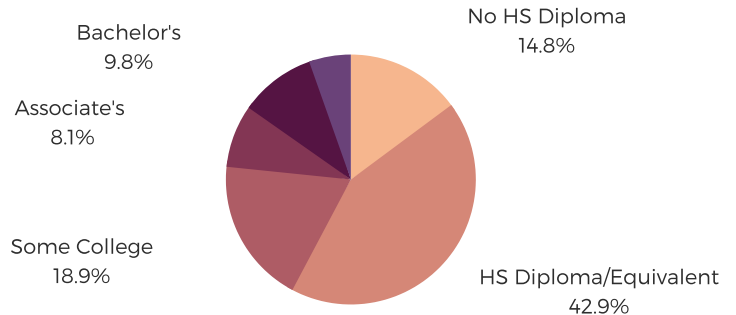
MALE: 46.8%
FEMALE: 53.2%



EDUCATION & ATTAINMENT

**POPULATION 3 YRS AND
OVER ENROLLED: 24,198**

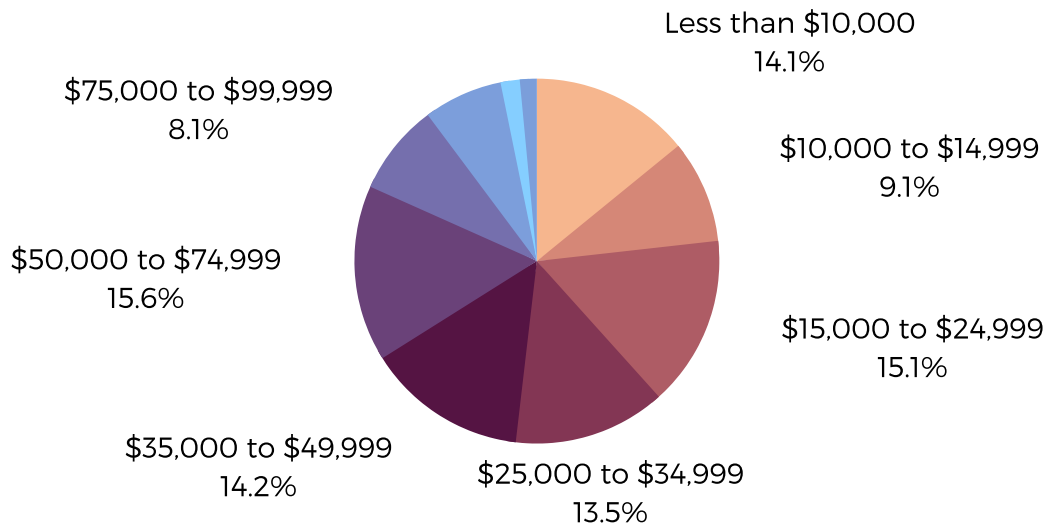
NURSERY/PRESCHOOL: 981
KINDERGARTEN: 1,636
ELEMENTARY/MIDDLE: 10,504
HIGH SCHOOL: 5,214
COLLEGE/GRADUATE: 5,863



EMPLOYMENT & INCOME

POPULATION 16 YEARS AND OLDER: 73,717

EMPLOYED: 48.8% | UNEMPLOYMENT RATE: 7.8%



DISTRICT THIRTY ONE

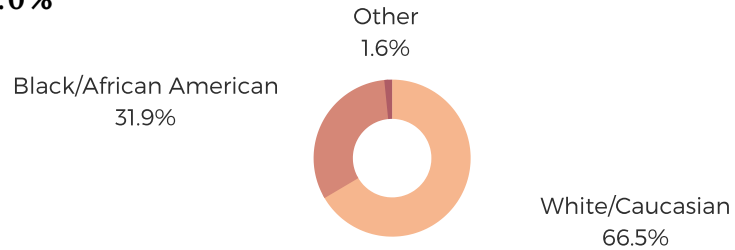
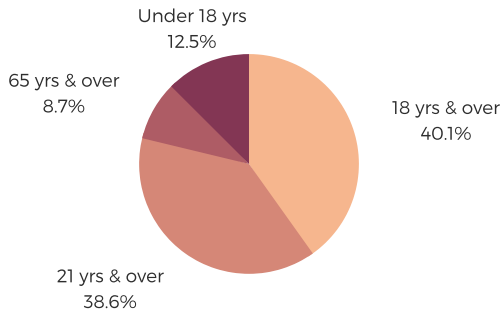
DARLINGTON & FLORENCE
COUNTIES



POPULATION & HOUSEHOLDS

POPULATION: 101,868 TOTAL HOUSEHOLDS: 39,319

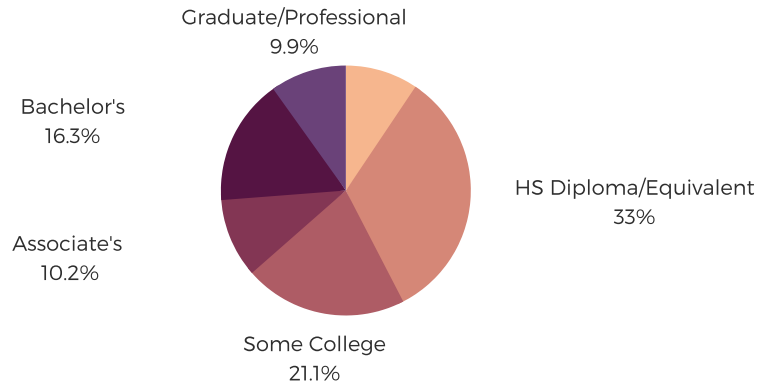
MALE: 47.0%
FEMALE: 53.0%



EDUCATION & ATTAINMENT

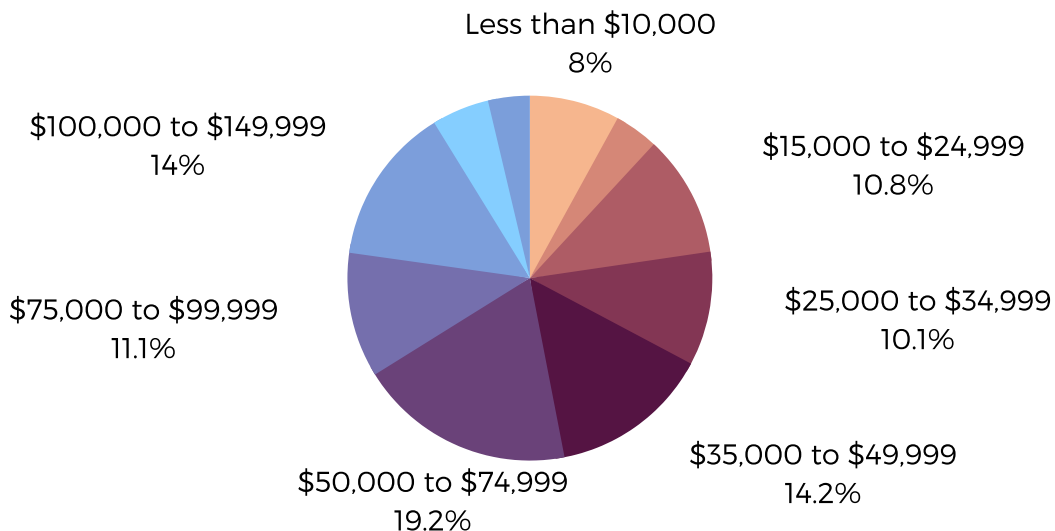
POPULATION 3 YRS AND
OVER ENROLLED: 24,964

NURSERY/PRESCHOOL: 1,052
KINDERGARTEN: 1,886
ELEMENTARY/MIDDLE: 10,933
HIGH SCHOOL: 5,847
COLLEGE/GRADUATE: 5,246



EMPLOYMENT & INCOME

POPULATION 16 YEARS AND OLDER: 80,498
EMPLOYED: 58.3% | UNEMPLOYMENT RATE: 5.6%



DISTRICT THIRTY TWO

BERKELEY, FLORENCE,
GEORGETOWN, HORRY, &
WILLIAMSBURG COUNTIES



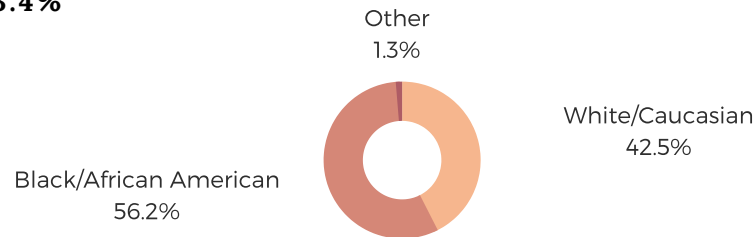
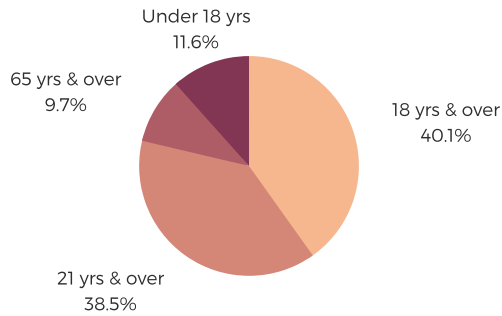
south carolina
STATE LIBRARY

POPULATION & HOUSEHOLDS

POPULATION: 92,444 TOTAL HOUSEHOLDS: 35,609

MALE: 46.6%

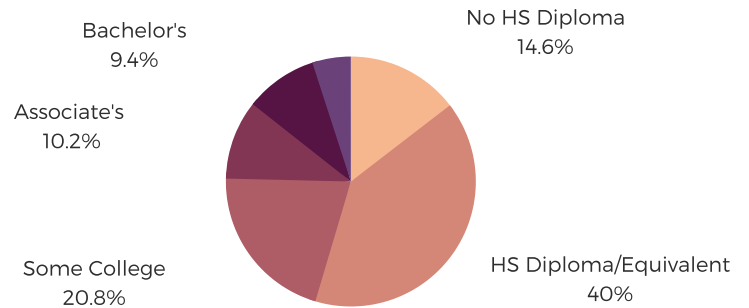
FEMALE: 53.4%



EDUCATION & ATTAINMENT

POPULATION 3 YRS AND
OVER ENROLLED: 20,984

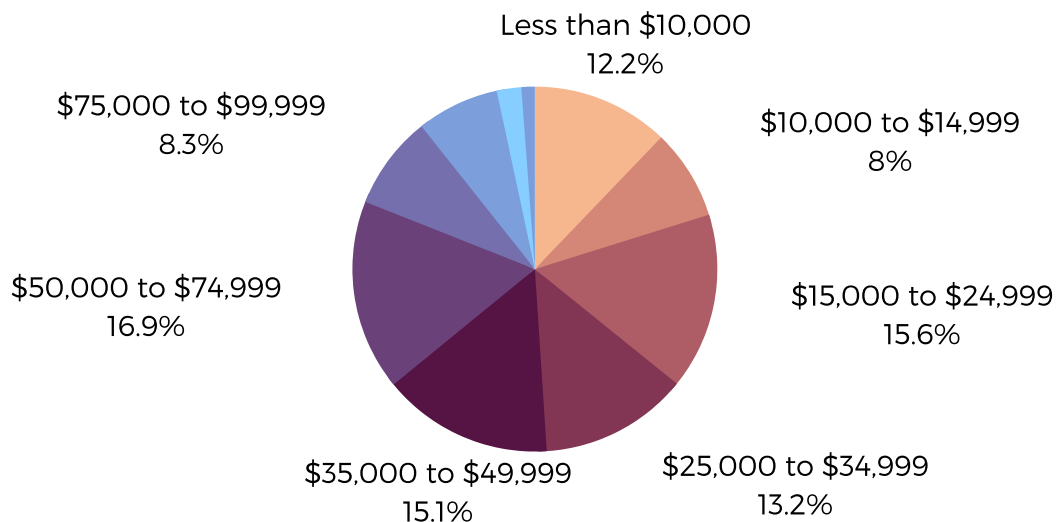
NURSERY/PRESCHOOL: 1,290
KINDERGARTEN: 1,528
ELEMENTARY/MIDDLE: 9,124
HIGH SCHOOL: 5,095
COLLEGE/GRADUATE: 3,947



EMPLOYMENT & INCOME

POPULATION 16 YEARS AND OLDER: 74,282

EMPLOYED: 48.3% | UNEMPLOYMENT RATE: 7.7%



DISTRICT THIRTY THREE

HORRY COUNTY



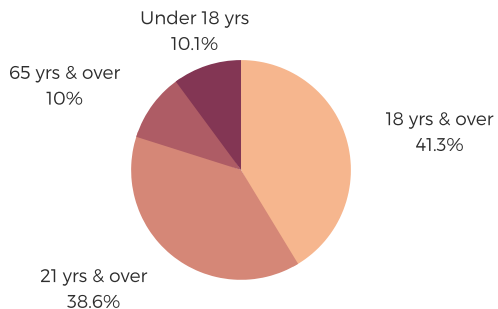
south carolina
STATE LIBRARY

POPULATION & HOUSEHOLDS

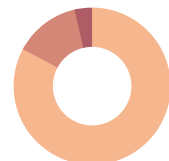
POPULATION: 126,531 TOTAL HOUSEHOLDS: 48,407

MALE: 48.7%

FEMALE: 51.3%



Black/African American
13.6%



White/Caucasian
82.8%

EDUCATION & ATTAINMENT

POPULATION 3 YRS AND
OVER ENROLLED: 30,187

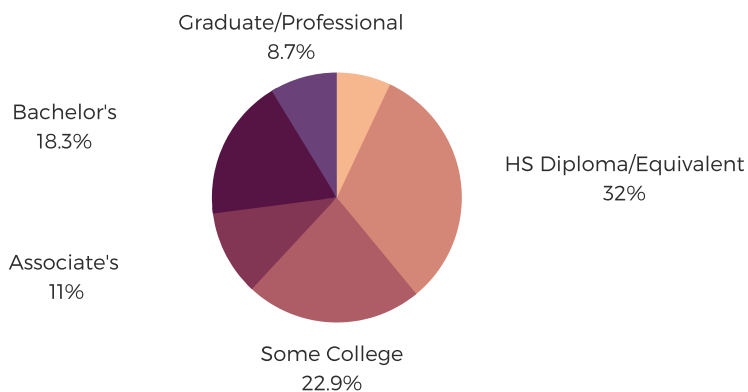
NURSERY/PRESCHOOL: 1,610

KINDERGARTEN: 1,024

ELEMENTARY/MIDDLE: 11,385

HIGH SCHOOL: 5,821

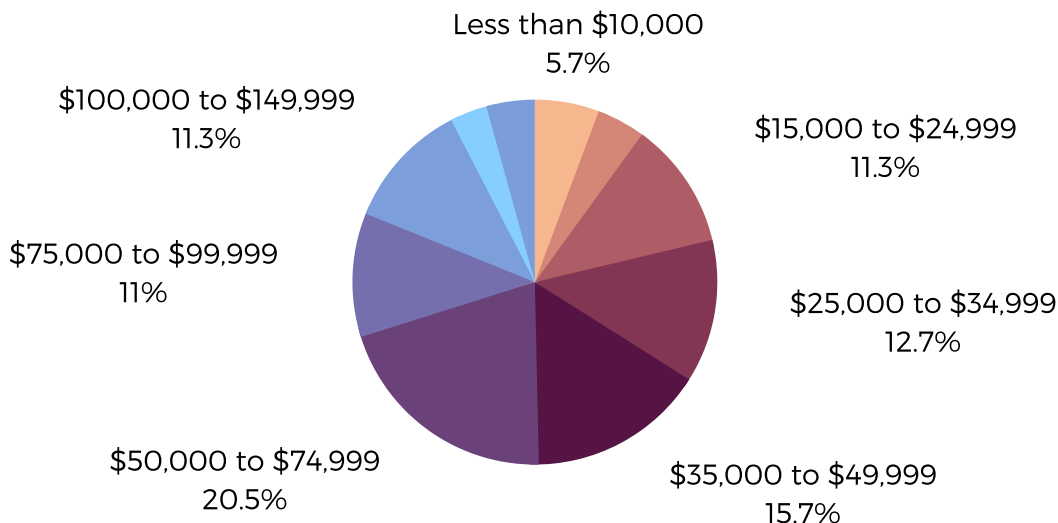
COLLEGE/GRADUATE: 10,347



EMPLOYMENT & INCOME

POPULATION 16 YEARS AND OLDER: 104,264

EMPLOYED: 56.3% | UNEMPLOYMENT RATE: 6.7%



DISTRICT THIRTY FOUR

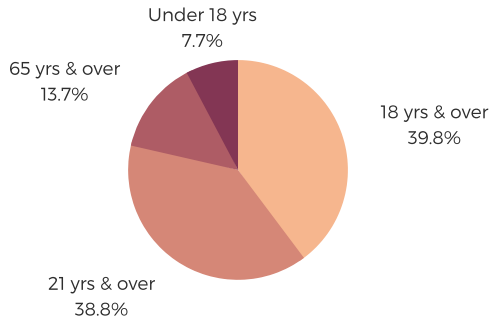
CHARLESTON, GEORGETOWN,
& HORRY COUNTIES



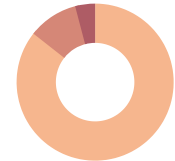
POPULATION & HOUSEHOLDS

POPULATION: 135,074 TOTAL HOUSEHOLDS: 55,961

MALE: 48.0%
FEMALE: 52.0%



Black/African American
10.3%

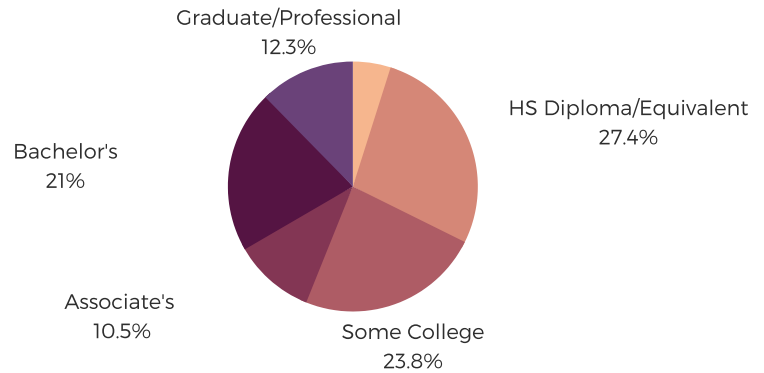


White/Caucasian
85.6%

EDUCATION & ATTAINMENT

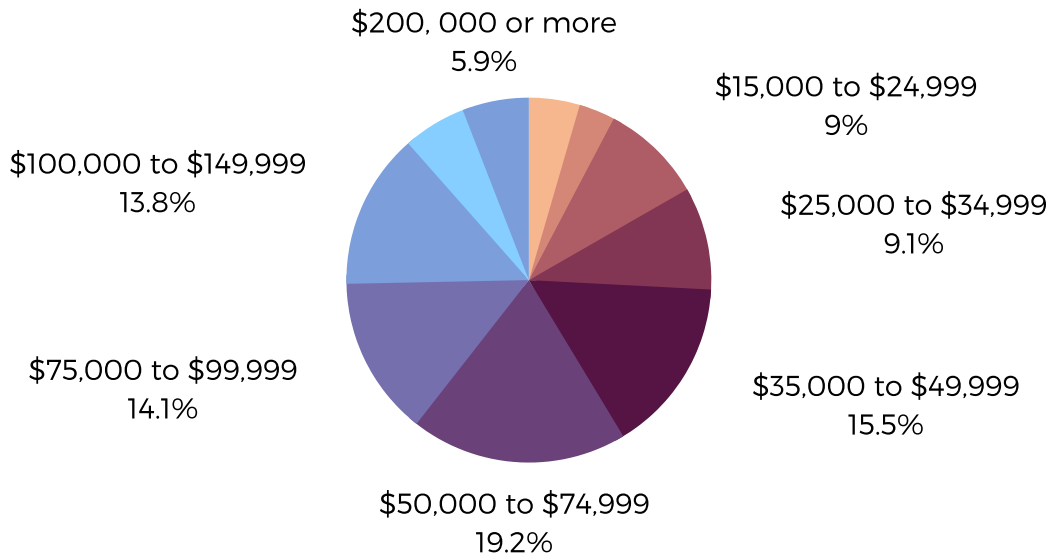
POPULATION 3 YRS AND
OVER ENROLLED: 23,131

NURSERY/PRESCHOOL: 1,496
KINDERGARTEN: 1,307
ELEMENTARY/MIDDLE: 10,238
HIGH SCHOOL: 5,404
COLLEGE/GRADUATE: 4,686



EMPLOYMENT & INCOME

POPULATION 16 YEARS AND OLDER: 115,790
EMPLOYED: 51.0% | UNEMPLOYMENT RATE: 4.9%



DISTRICT THIRTY FIVE

KERSHAW, LEE, RICHLAND, &
SUMTER COUNTIES

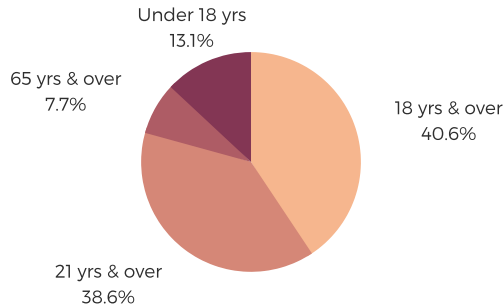


POPULATION & HOUSEHOLDS

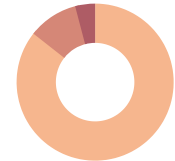
POPULATION: 104,639 TOTAL HOUSEHOLDS: 39,754

MALE: 49.0%

FEMALE: 51.0%



Black/African American
10.3%

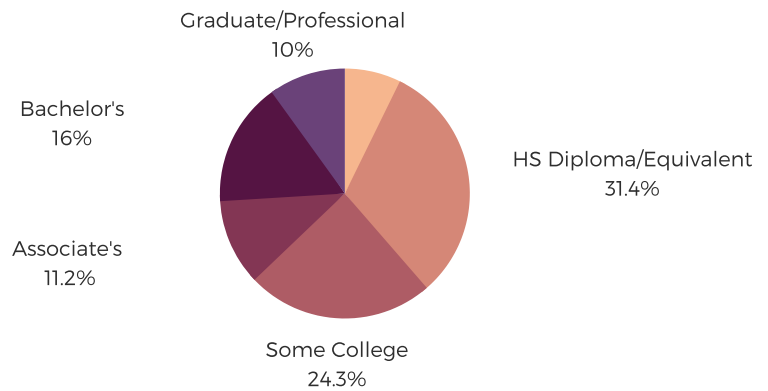


White/Caucasian
85.6%

EDUCATION & ATTAINMENT

POPULATION 3 YRS AND
OVER ENROLLED: 27,001

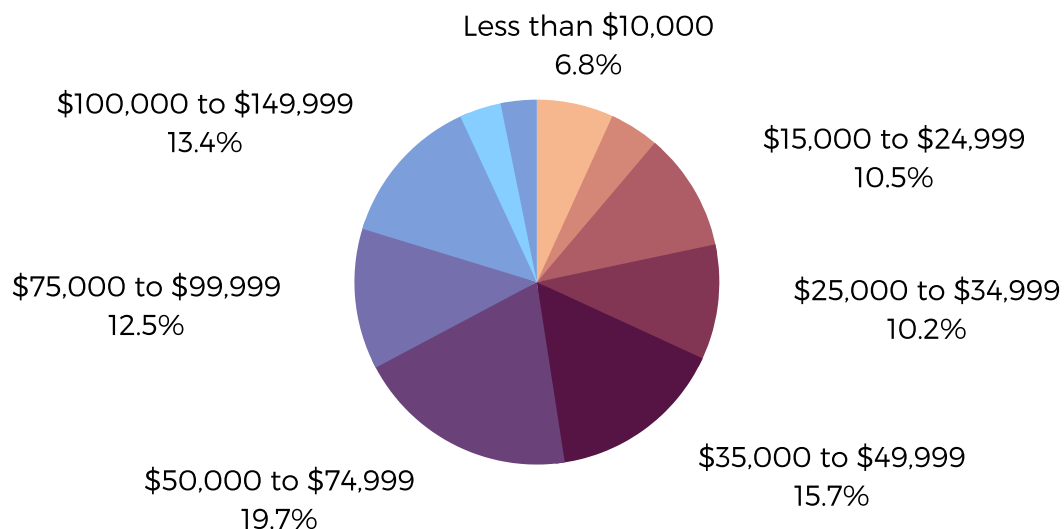
NURSERY/PRESCHOOL: 1,257
KINDERGARTEN: 1,586
ELEMENTARY/MIDDLE: 11,848
HIGH SCHOOL: 5,720
COLLEGE/GRADUATE: 6,590



EMPLOYMENT & INCOME

POPULATION 16 YEARS AND OLDER: 82,009

EMPLOYED: 54.1% | UNEMPLOYMENT RATE: 6.6%



DISTRICT THIRTY SIX

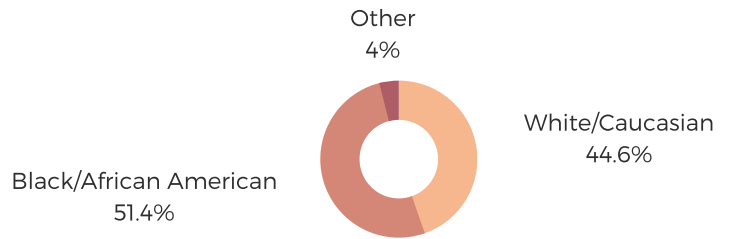
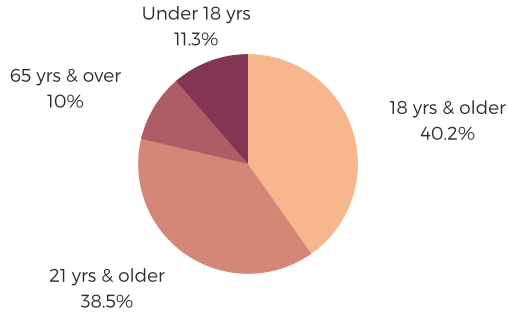
CLARENDON, DARLINGTON,
FLORENCE & SUMTER COUNTIES



POPULATION & HOUSEHOLDS

POPULATION: 91,789 | TOTAL HOUSEHOLDS: 36,090

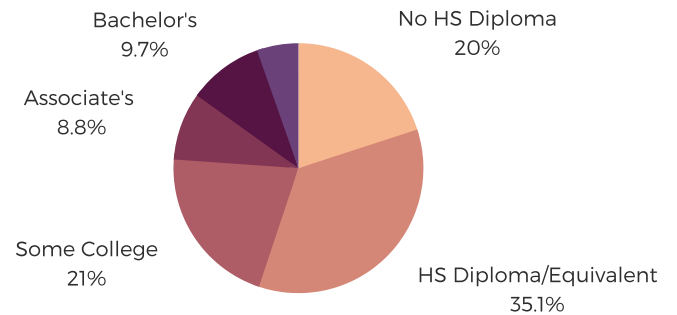
MALE: 43,437 (47.3%)
FEMALE: 46,352 (52.7%)



EDUCATION & ATTAINMENT

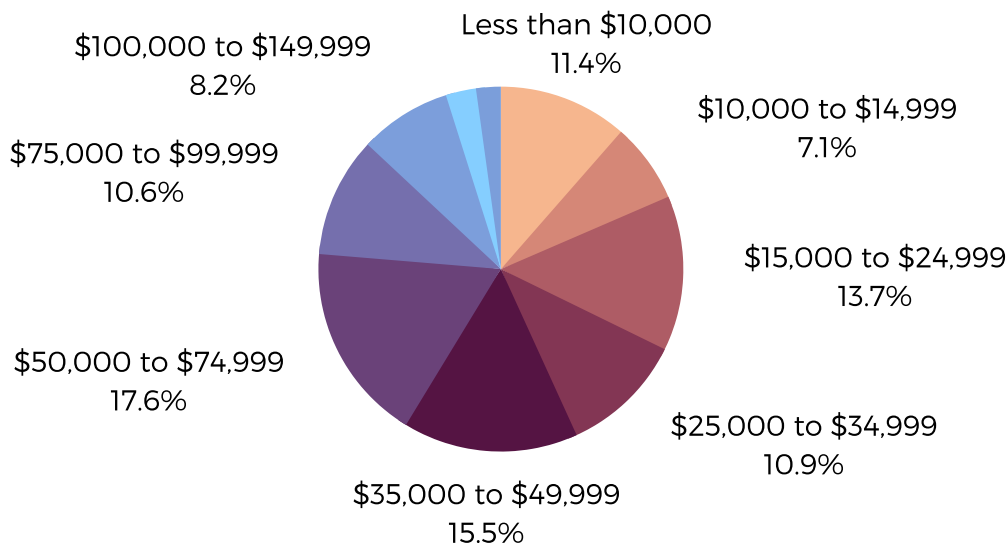
POPULATION 3 YRS AND
OVER ENROLLED: 20,688

NURSERY/PRESCHOOL: 1,249
KINDERGARTEN: 1,665
ELEMENTARY/MIDDLE: 8,853
HIGH SCHOOL: 4,680
COLLEGE/GRADUATE: 4,241



EMPLOYMENT & INCOME

POPULATION 16 YEARS AND OLDER: 74,440
EMPLOYED: 47.5% | UNEMPLOYMENT RATE: 10.9%



DISTRICT THIRTY SEVEN

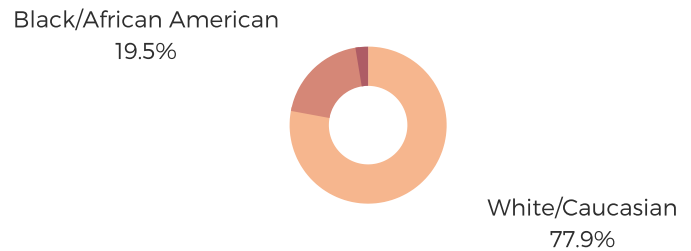
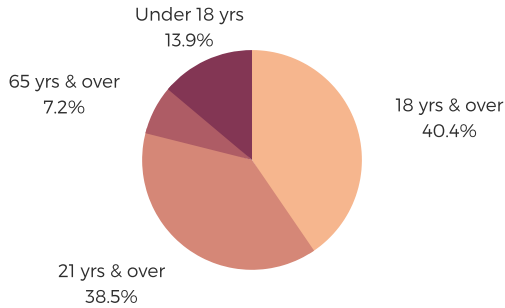
BERKELEY & CHARLESTON
COUNTIES



POPULATION & HOUSEHOLDS

POPULATION: 131,028 TOTAL HOUSEHOLDS: 46,179

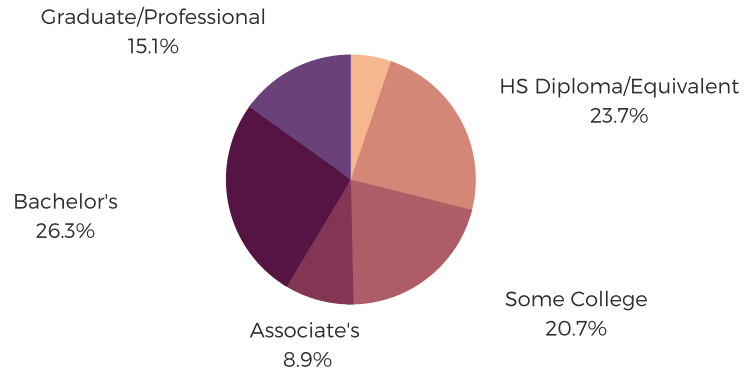
MALE: 50.2%
FEMALE: 49.8%



EDUCATION & ATTAINMENT

POPULATION 3 YRS AND
OVER ENROLLED: 32,807

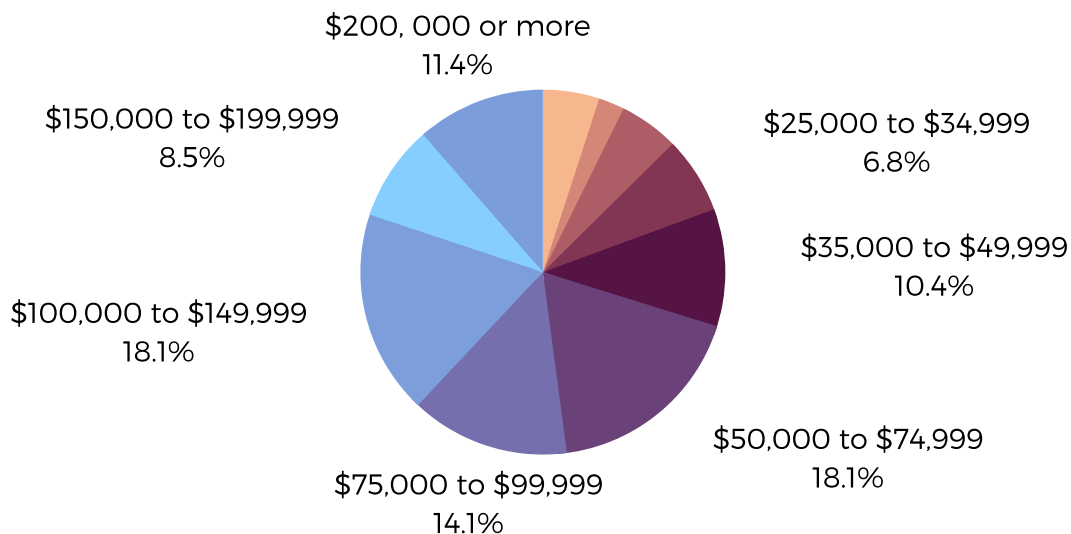
NURSERY/PRESCHOOL: 2,119
KINDERGARTEN: 1,724
ELEMENTARY/MIDDLE: 15,045
HIGH SCHOOL: 8,192
COLLEGE/GRADUATE: 5,727



EMPLOYMENT & INCOME

POPULATION 16 YEARS AND OLDER: 101,631

EMPLOYED: 60.7% | UNEMPLOYMENT RATE: 3.5%



DISTRICT THIRTY EIGHT

BERKELEY, CHARLESTON &
DORCHESTER COUNTIES

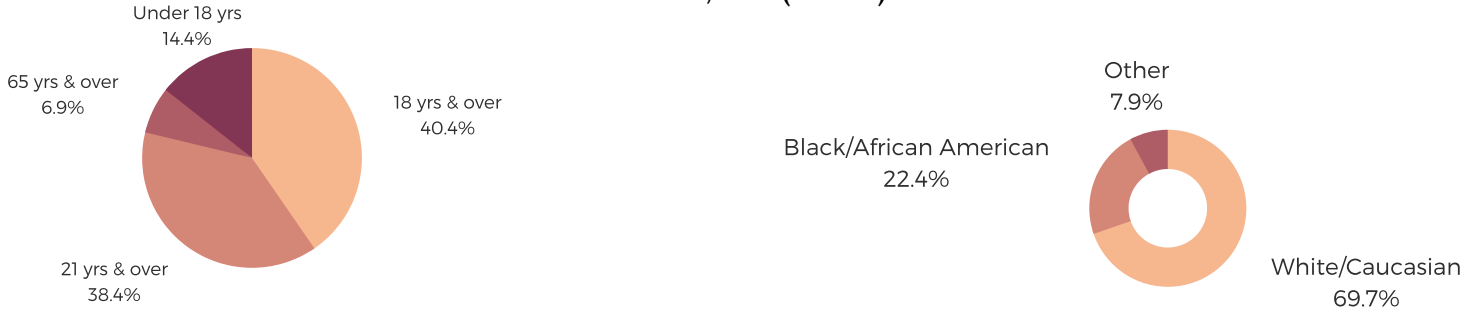


POPULATION & HOUSEHOLDS

POPULATION: 126,765 | TOTAL HOUSEHOLDS: 44,601

MALE: 61,185 (48.3%)

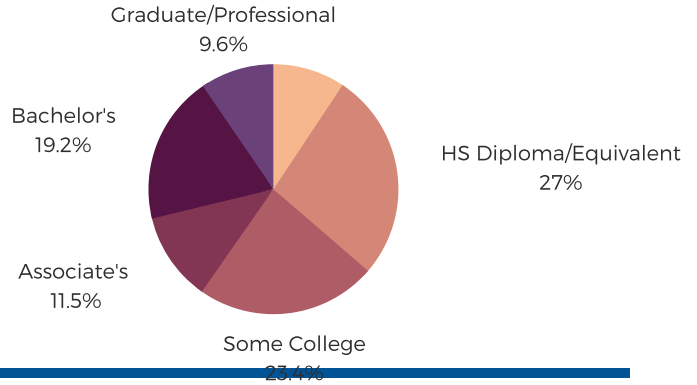
FEMALE: 65,580 (51.7%)



EDUCATION & ATTAINMENT

POPULATION 3 YRS AND
OVER ENROLLED: 34,972

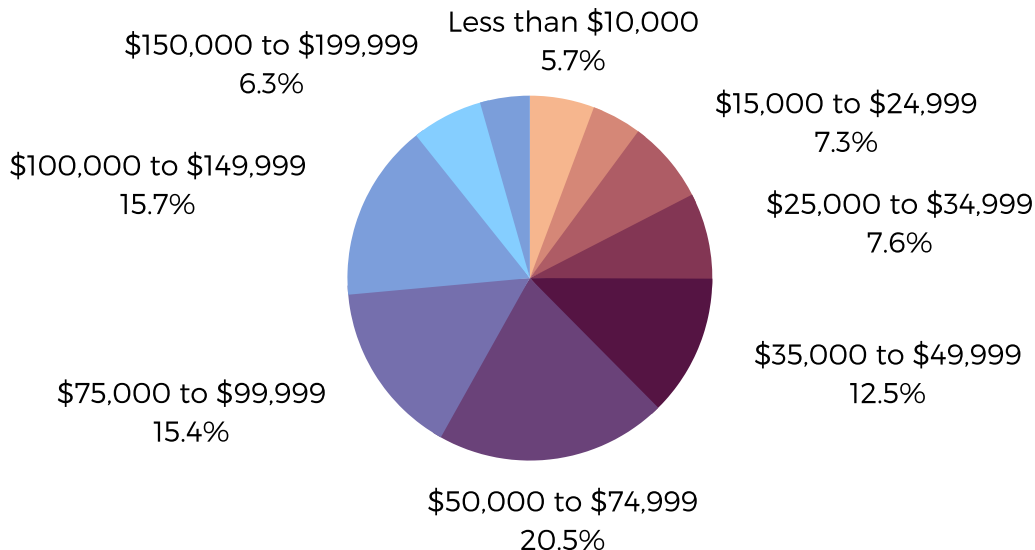
NURSERY/PRESCHOOL: 2,014
KINDERGARTEN: 1,673
ELEMENTARY/MIDDLE: 15,667
HIGH SCHOOL: 8,485
COLLEGE/GRADUATE: 5,963



EMPLOYMENT & INCOME

POPULATION 16 YEARS AND OLDER: 97,524

EMPLOYED: 62.1% | UNEMPLOYMENT RATE: 5.1%



DISTRICT THIRTY NINE

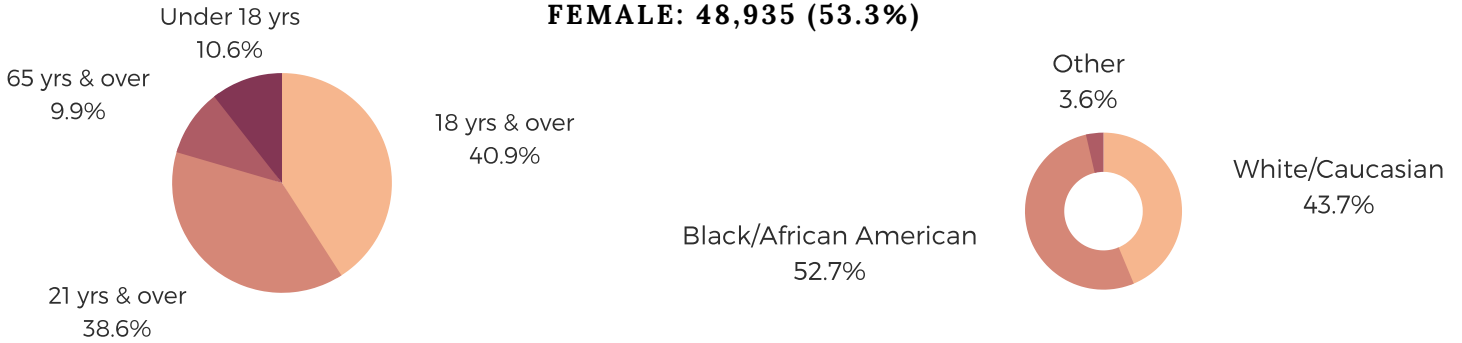
BERKELEY, CALHOUN,
COLLETON, DORCHESTER &
ORANGEBURG COUNTIES



POPULATION & HOUSEHOLDS

POPULATION: 93,543 | TOTAL HOUSEHOLDS: 34,231

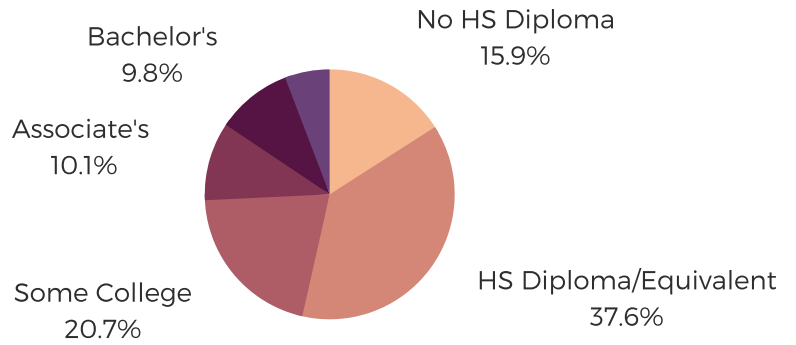
MALE: 44,608 (47.7%)
FEMALE: 48,935 (53.3%)



EDUCATION & ATTAINMENT

POPULATION 3 YRS AND
OVER ENROLLED: 21,828

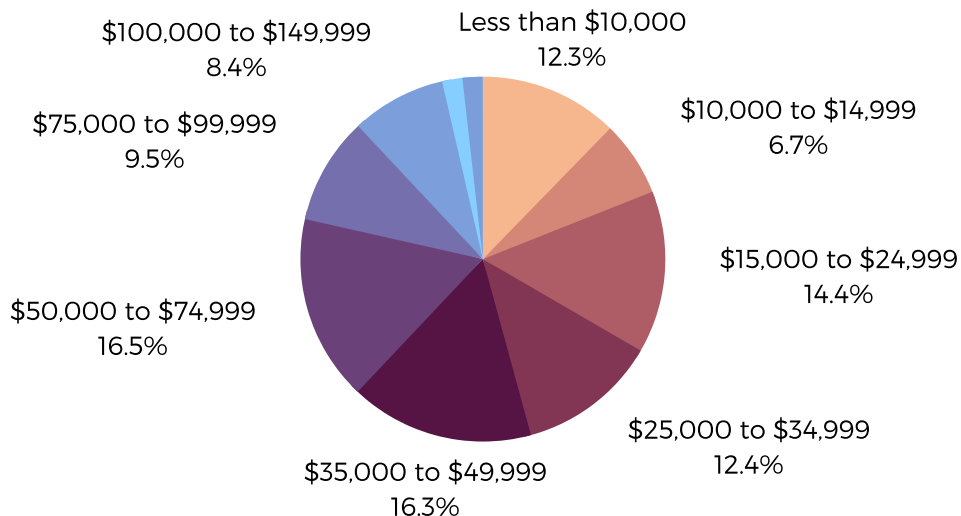
NURSERY/PRESCHOOL: 854
KINDERGARTEN: 1,076
ELEMENTARY/MIDDLE: 8,912
HIGH SCHOOL: 4,862
COLLEGE/GRADUATE: 6,124



EMPLOYMENT & INCOME

POPULATION 16 YEARS AND OLDER: 76,772

EMPLOYED: 48.4% | UNEMPLOYMENT RATE: 8.4%



DISTRICT FORTY

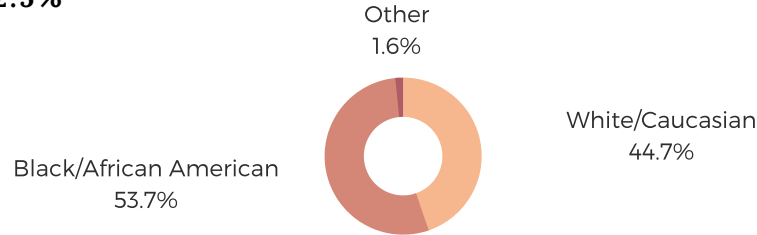
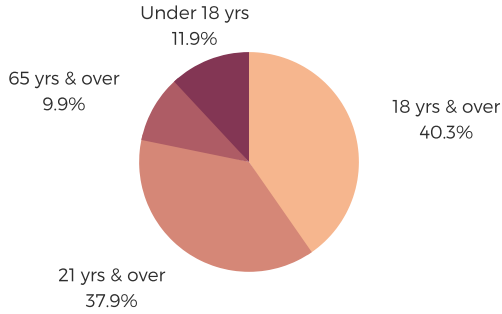
ALLENDALE, BAMBURG, BARNWELL,
COLLETON, HAMPTON, &
ORANGEBURG COUNTIES



POPULATION & HOUSEHOLDS

POPULATION: 97,202 TOTAL HOUSEHOLDS: 37,550

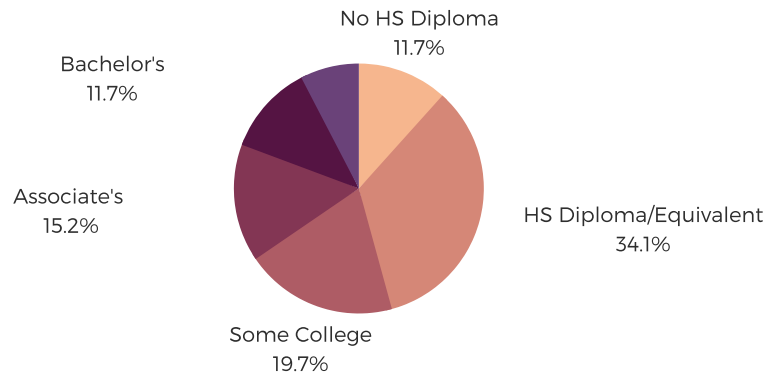
MALE: 47.5%
FEMALE: 52.5%



EDUCATION & ATTAINMENT

POPULATION 3 YRS AND
OVER ENROLLED: 23,700

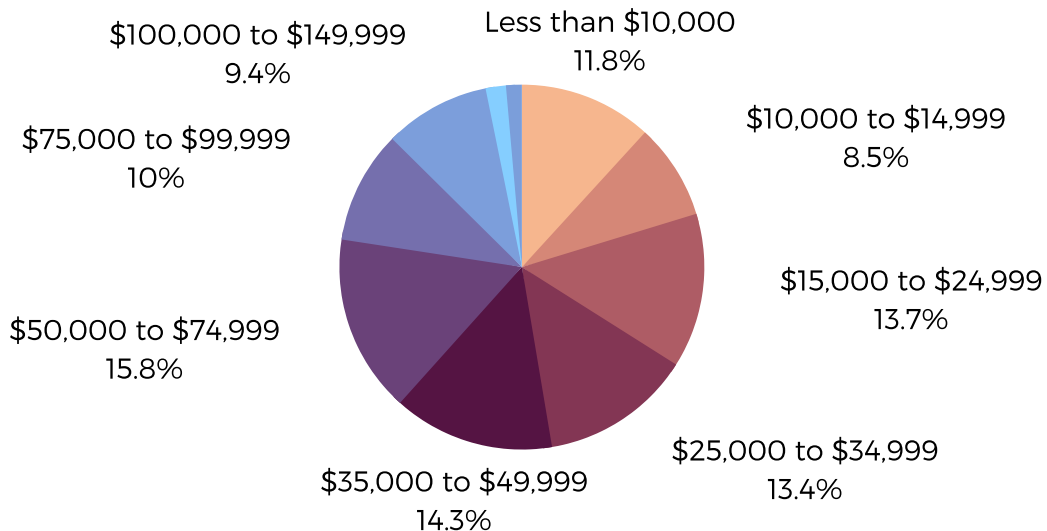
NURSERY/PRESCHOOL: 906
KINDERGARTEN: 1,350
ELEMENTARY/MIDDLE: 10,240
HIGH SCHOOL: 5,437
COLLEGE/GRADUATE: 5,767



EMPLOYMENT & INCOME

POPULATION 16 YEARS AND OLDER: 77,427

EMPLOYED: 49.4% | UNEMPLOYMENT RATE: 7.1%



DISTRICT FORTY ONE

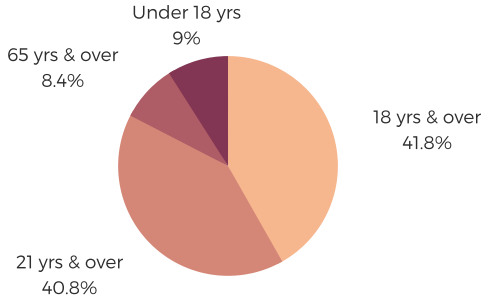
CHARLESTON & DORCHESTER
COUNTIES



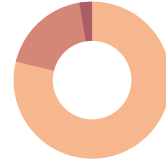
POPULATION & HOUSEHOLDS

POPULATION: 121,256 TOTAL HOUSEHOLDS: 50,917

MALE: 48.0%
FEMALE: 52.0%



Black/African American
18.6%



White/Caucasian
78.8%

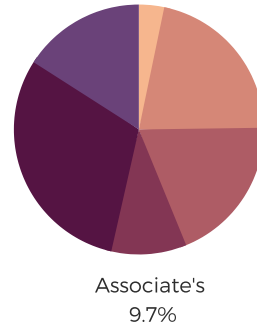
EDUCATION & ATTAINMENT

POPULATION 3 YRS AND
OVER ENROLLED: 23,359

NURSERY/PRESCHOOL: 1,889
KINDERGARTEN: 1,317
ELEMENTARY/MIDDLE: 8,665
HIGH SCHOOL: 4,189
COLLEGE/GRADUATE: 7,299

Graduate/Professional
15.9%

Bachelor's
30.5%



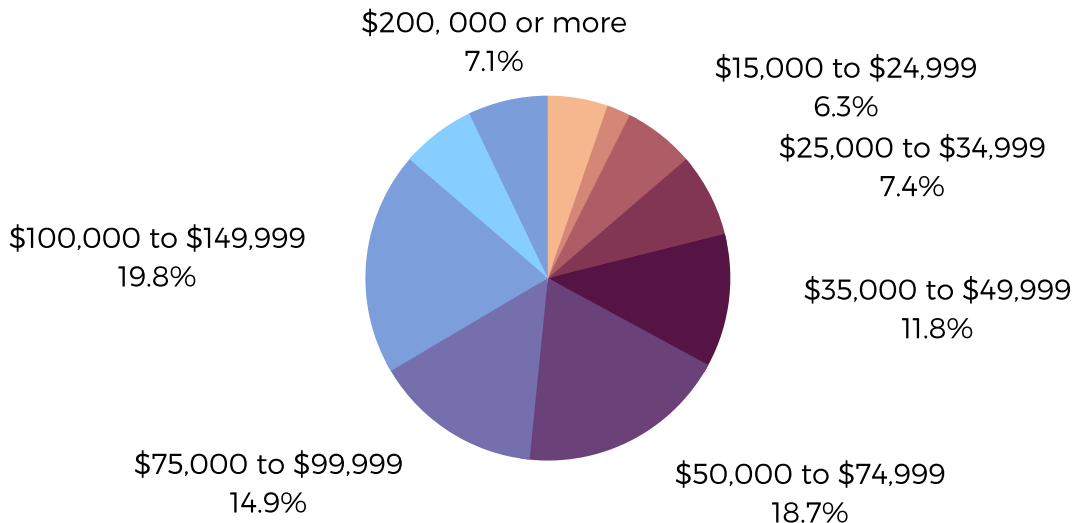
HS Diploma/Equivalent
21.5%

Some College
19%

EMPLOYMENT & INCOME

POPULATION 16 YEARS AND OLDER: 101,662

EMPLOYED: 67.0% | UNEMPLOYMENT RATE: 3.2%



DISTRICT FORTY TWO

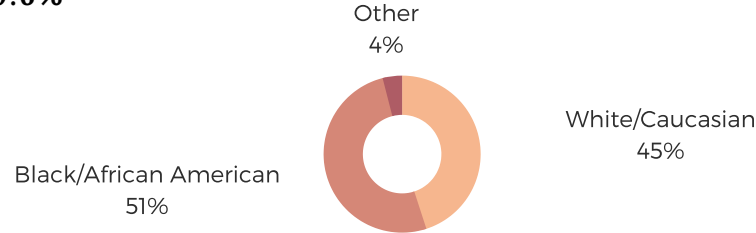
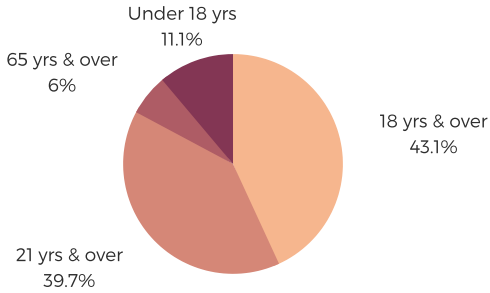
CHARLESTON & DORCHESTER
COUNTIES



POPULATION & HOUSEHOLDS

POPULATION: 108,984 TOTAL HOUSEHOLDS: 41,111

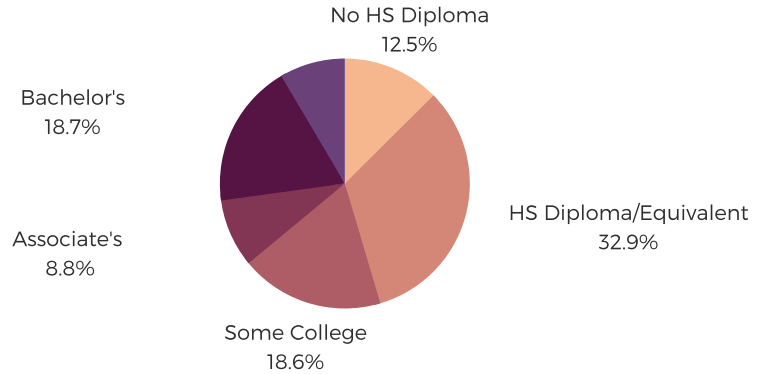
MALE: 49.4%
FEMALE: 50.6%



EDUCATION & ATTAINMENT

POPULATION 3 YRS AND
OVER ENROLLED: 28,176

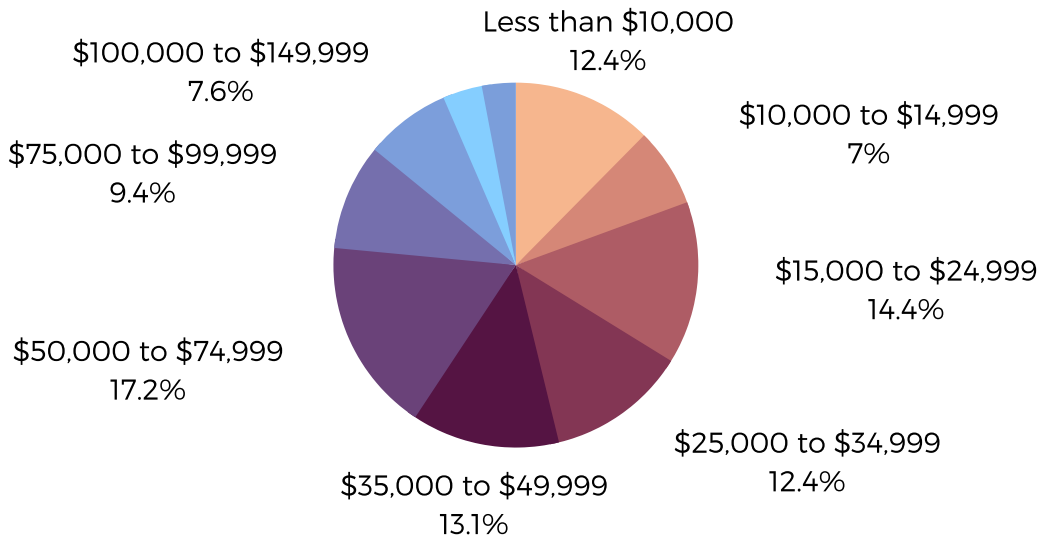
NURSERY/PRESCHOOL: 1,153
KINDERGARTEN: 1,448
ELEMENTARY/MIDDLE: 10,314
HIGH SCHOOL: 4,101
COLLEGE/GRADUATE: 11,160



EMPLOYMENT & INCOME

POPULATION 16 YEARS AND OLDER: 88,664

EMPLOYED: 58.7% | UNEMPLOYMENT RATE: 5.1%



DISTRICT FORTY THREE

BEAUFORT, CHARLESTON, &
COLLETON COUNTIES

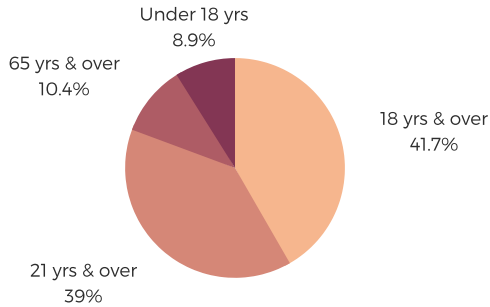


south carolina
STATE LIBRARY

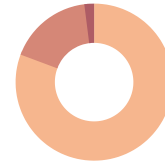
POPULATION & HOUSEHOLDS

POPULATION: 119,285 TOTAL HOUSEHOLDS: 46,987

MALE: 49.5%
FEMALE: 50.5%



Black/African American
17.3%



White/Caucasian
80.7%

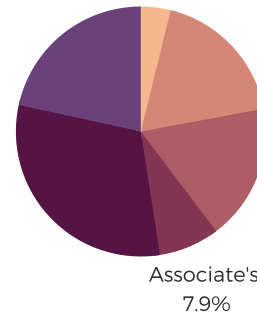
EDUCATION & ATTAINMENT

**POPULATION 3 YRS AND
OVER ENROLLED: 25,047**

NURSERY/PRESCHOOL: 2,535
KINDERGARTEN: 1,300
ELEMENTARY/MIDDLE: 8,958
HIGH SCHOOL: 4,535
COLLEGE/GRADUATE: 7,719

Graduate/Professional
21.6%

HS Diploma/Equivalent
18.2%



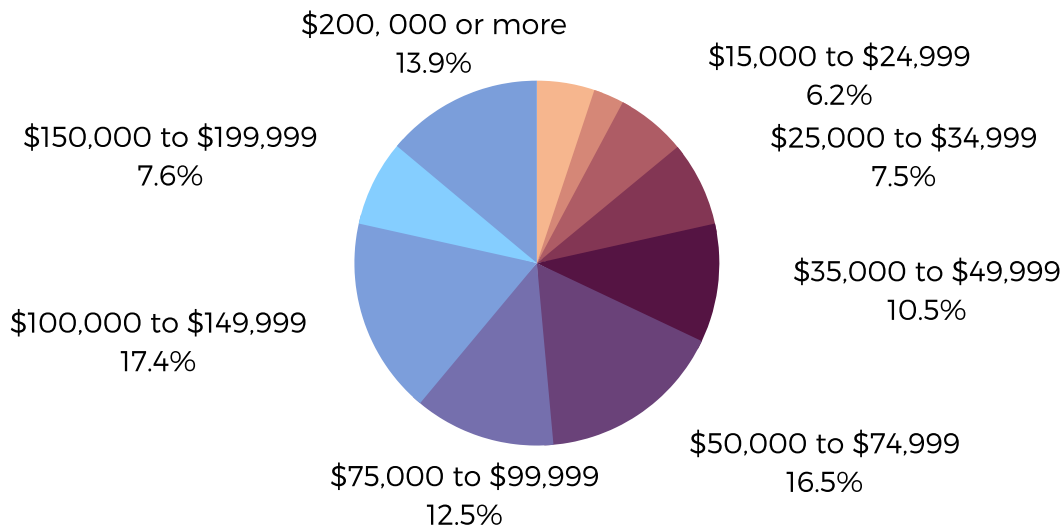
Bachelor's
30.9%

Some College
17.6%

EMPLOYMENT & INCOME

POPULATION 16 YEARS AND OLDER: 100,329

EMPLOYED: 56.2% | UNEMPLOYMENT RATE: 4.0%



DISTRICT FORTY FOUR

BERKELEY, CHARLESTON &
DORCHESTER COUNTIES

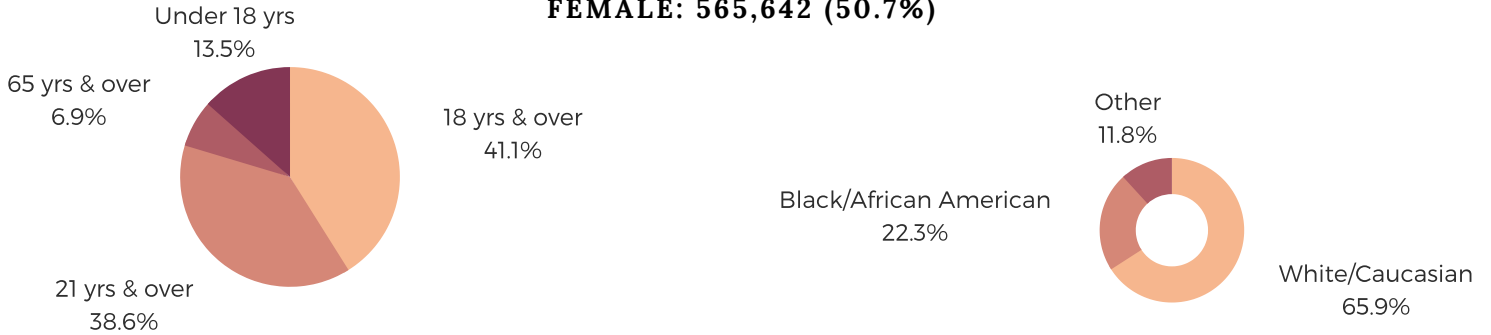


POPULATION & HOUSEHOLDS

POPULATION: 129,394 | TOTAL HOUSEHOLDS: 46,780

MALE: 63,752 (49.3%)

FEMALE: 56,642 (50.7%)



EDUCATION & ATTAINMENT

POPULATION 3 YRS AND
OVER ENROLLED: 33,486

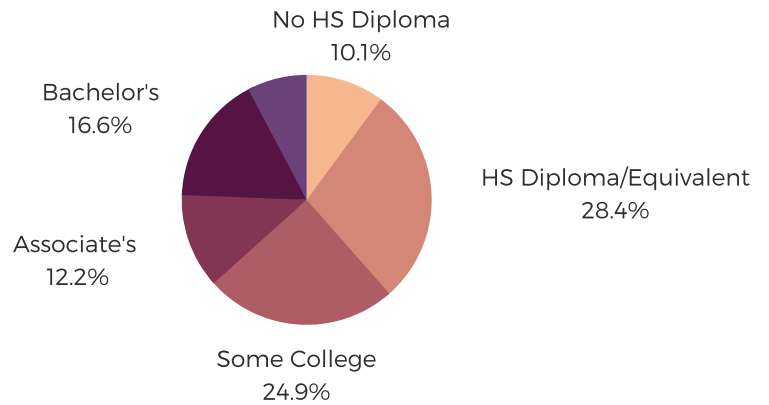
NURSERY/PRESCHOOL: 1,768

KINDERGARTEN: 2,048

ELEMENTARY/MIDDLE: 14,393

HIGH SCHOOL: 6,376

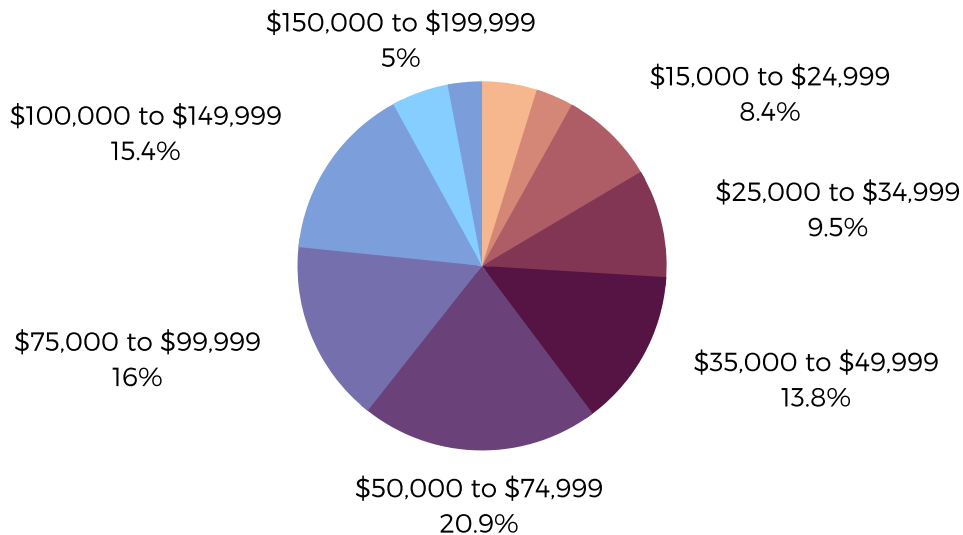
COLLEGE/GRADUATE: 8,901



EMPLOYMENT & INCOME

POPULATION 16 YEARS AND OLDER: 100,312

EMPLOYED: 62.3% | UNEMPLOYMENT RATE: 4.8%



DISTRICT FORTY FIVE

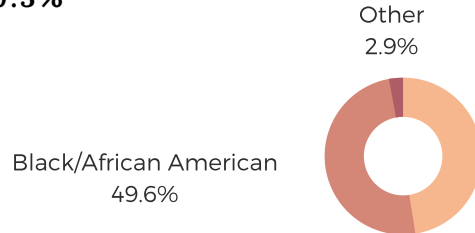
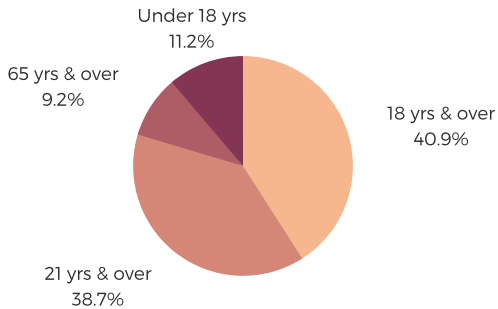
ALLENDALE, BEAUFORT,
CHARLESTON, COLLETON, HAMPTON,
& JASPER COUNTIES



POPULATION & HOUSEHOLDS

POPULATION: 106,007 TOTAL HOUSEHOLDS: 37,424

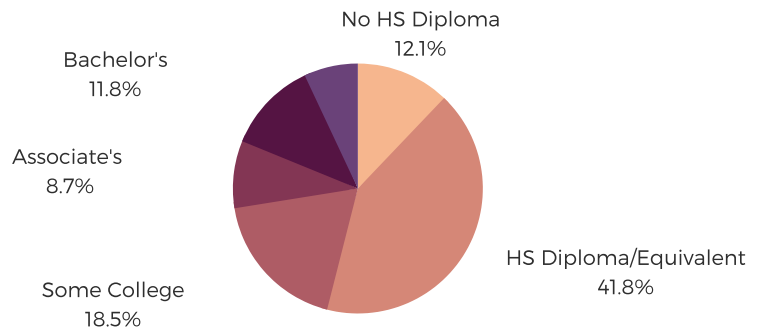
MALE: 50.7%
FEMALE: 49.3%



EDUCATION & ATTAINMENT

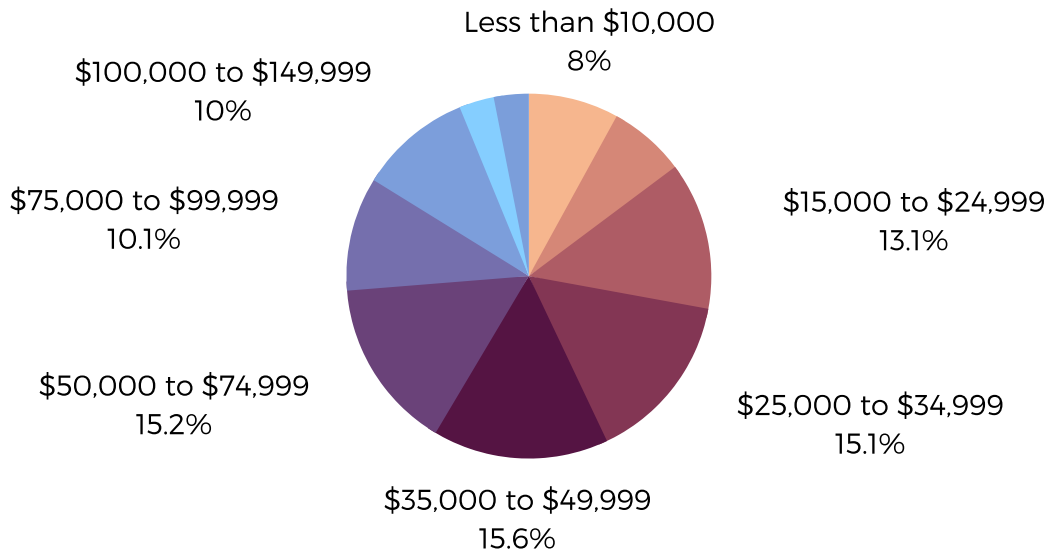
POPULATION 3 YRS AND
OVER ENROLLED: 22,212

NURSERY/PRESCHOOL: 1,156
KINDERGARTEN: 1,179
ELEMENTARY/MIDDLE: 10,486
HIGH SCHOOL: 5,495
COLLEGE/GRADUATE: 3,896



EMPLOYMENT & INCOME

POPULATION 16 YEARS AND OLDER: 85,303
EMPLOYED: 51.3% | UNEMPLOYMENT RATE: 8.0%



DISTRICT FORTY SIX

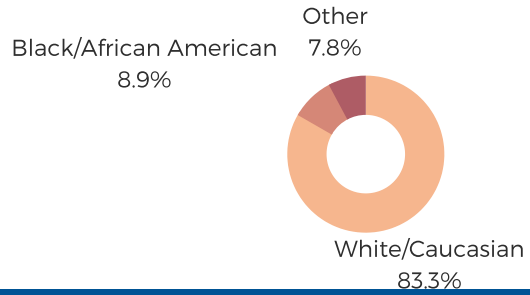
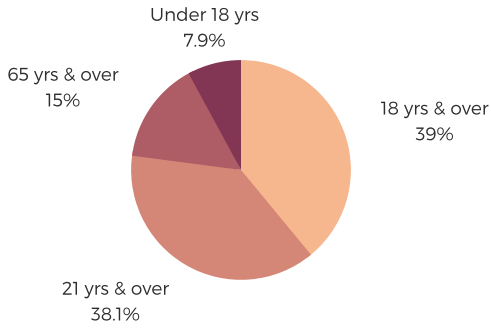
BEAUFORT & JASPER
COUNTIES



POPULATION & HOUSEHOLDS

POPULATION: 122,249 | TOTAL HOUSEHOLDS: 50,818

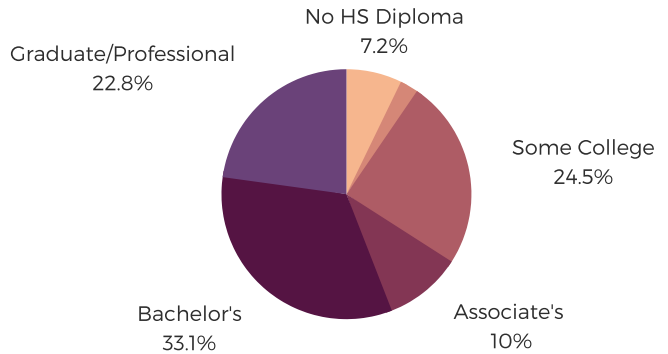
MALE: 58,280 (47.7%)
FEMALE: 63,969 (52.3%)



EDUCATION & ATTAINMENT

POPULATION 3 YRS AND
OVER ENROLLED: 20,994

NURSERY/PRESCHOOL: 1,502
KINDERGARTEN: 1,060
ELEMENTARY/MIDDLE: 9,571
HIGH SCHOOL: 4,487
COLLEGE/GRADUATE: 4,374



EMPLOYMENT & INCOME

POPULATION 16 YEARS AND OLDER: 104,080
EMPLOYED: 50.3% | UNEMPLOYMENT RATE: 3.9%

