

SCSL Digital Collections

South Carolina Judicial Department annual statistical reports 2003-2004

Item Type	Text
Download date	2024-10-12 12:42:42
Link to Item	http://hdl.handle.net/10827/17801

**SOUTH CAROLINA JUDICIAL DEPARTMENT
ANNUAL STATISTICAL REPORTS
2003-2004**

**Supreme Court of South Carolina
South Carolina Judicial Department**

Table of Contents

Summary of pending Common Pleas cases by circuit/county

Summary of pending Common Pleas cases by circuit benchmark Graph

Summary of pending Arbitration/Mediation cases

Summary of pending Family Court cases by circuit/county

Summary of pending Family Court cases by circuit benchmark Graph

Criminal records summary of activity by circuit/county

Criminal records management average age of pending and disposed cases

Criminal records management age of pending cases

Summary of criminal record dispositions by type

Summary of pending General Sessions cases by circuit Benchmark Graph

General Sessions dispositions by all offenses

South Carolina Court Administration
 Summary of Pending Common Pleas Cases by Circuit/County

Circuit/County	Total Pending	0-120 Days	121-180 Days	181-270 Days	271-365 Days	Total 365 Days or Less	366-540 Days	541 Days or More
01 Calhoun	148	58 / 39%	15 / 10%	20 / 14%	29 / 20%	122 / 82%	22 / 15%	4 / 3%
JURY	32	7	1	6	9	23	7	2
NON	98	49	9	11	17	86	11	1
MASTER	18	2	5	3	3	13	4	1
Dorchester	1,031	460 / 45%	157 / 15%	135 / 13%	97 / 9%	849 / 82%	84 / 8%	98 / 10%
JURY	304	77	35	56	50	218	43	43
NON	598	360	101	50	30	541	28	29
MASTER	129	23	21	29	17	90	13	26
Orangeburg	832	445 / 53%	170 / 20%	80 / 10%	59 / 7%	754 / 91%	45 / 5%	33 / 4%
JURY	251	93	39	37	38	207	30	14
NON	512	322	109	37	14	482	13	17
MASTER	69	30	22	6	7	65	2	2
1st Circuit	2,011	963 / 48%	342 / 17%	235 / 12%	185 / 9%	1,725 / 86%	151 / 8%	135 / 7%
JURY	587	177	75	99	97	448	80	59
NON	1,208	731	219	98	61	1,109	52	47
MASTER	216	55	48	38	27	168	19	29
02 Aiken	1,008	473 / 47%	166 / 16%	140 / 14%	128 / 13%	907 / 90%	83 / 8%	18 / 2%
JURY	210	65	36	46	34	181	27	2
NON	695	372	111	79	72	634	51	10
MASTER	103	36	19	15	22	92	5	6
Bamberg	168	67 / 40%	23 / 14%	22 / 13%	20 / 12%	132 / 79%	25 / 15%	11 / 7%
JURY	50	18	4	6	6	34	11	5
NON	97	43	13	11	14	81	12	4
MASTER	21	6	6	5	0	17	2	2
Barnwell	217	94 / 43%	23 / 11%	32 / 15%	27 / 12%	176 / 81%	28 / 13%	13 / 6%
JURY	56	19	8	5	6	38	10	8
NON	148	74	12	26	16	128	16	4
MASTER	13	1	3	1	5	10	2	1
2nd Circuit	1,393	634 / 46%	212 / 15%	194 / 14%	175 / 13%	1,215 / 87%	136 / 10%	42 / 3%
JURY	316	102	48	57	46	253	48	15
NON	940	489	136	116	102	843	79	18
MASTER	137	43	28	21	27	119	9	9
03 Clarendon	366	133 / 36%	46 / 13%	44 / 12%	40 / 11%	263 / 72%	42 / 11%	61 / 17%
JURY	148	40	18	29	21	108	21	19
NON	171	92	24	10	10	136	11	24
MASTER	47	1	4	5	9	19	10	18
Lee	224	65 / 29%	32 / 14%	21 / 9%	29 / 13%	147 / 66%	31 / 14%	46 / 21%
JURY	75	11	7	8	15	41	16	18
NON	123	47	20	12	11	90	13	20
MASTER	26	7	5	1	3	16	2	8
Sumter	1,211	487 / 40%	152 / 13%	146 / 12%	152 / 13%	937 / 77%	185 / 15%	89 / 7%
JURY	338	94	40	41	59	234	84	20
NON	754	363	89	90	81	623	88	43
MASTER	119	30	23	15	12	80	13	26
Williamsburg	544	136 / 25%	44 / 8%	67 / 12%	63 / 12%	310 / 57%	110 / 20%	124 / 23%
JURY	130	24	11	22	22	79	42	9
NON	367	107	29	44	36	216	65	86
MASTER	47	5	4	1	5	15	3	29
3rd Circuit	2,345	821 / 35%	274 / 12%	278 / 12%	284 / 12%	1,657 / 71%	368 / 16%	320 / 14%
JURY	691	169	76	100	117	462	163	66
NON	1,415	609	162	156	138	1,065	177	173
MASTER	239	43	36	22	29	130	28	81

South Carolina Court Administration
 Summary of Pending Common Pleas Cases by Circuit/County

Circuit/County	Total Pending	0-120 Days	121-180 Days	181-270 Days	271-365 Days	Total 365 Days or Less	366-540 Days	541 Days or More
04 Chesterfield	312	116 / 37%	43 / 14%	52 / 17%	36 / 12%	247 / 79%	34 / 11%	31 / 10%
JURY	120	24	13	22	22	81	24	15
NON	148	88	21	18	6	133	5	10
MASTER	44	4	9	12	8	33	5	6
Darlington	761	298 / 39%	90 / 12%	103 / 14%	88 / 12%	579 / 76%	115 / 15%	67 / 9%
JURY	203	54	27	24	34	139	38	26
NON	541	239	63	78	54	434	72	35
MASTER	17	5	0	1	0	6	5	6
Dillon	262	115 / 44%	33 / 13%	34 / 13%	22 / 8%	204 / 78%	42 / 16%	16 / 6%
JURY	126	37	10	21	15	83	33	10
NON	117	74	20	10	3	107	7	3
MASTER	19	4	3	3	4	14	2	3
Marlboro	339	139 / 41%	32 / 9%	29 / 9%	33 / 10%	233 / 69%	24 / 7%	82 / 24%
JURY	82	22	10	7	9	48	11	23
NON	193	110	15	11	16	152	7	34
MASTER	64	7	7	11	8	33	6	25
4th Circuit	1,674	668 / 40%	198 / 12%	218 / 13%	179 / 11%	1,263 / 75%	215 / 13%	196 / 12%
JURY	531	137	60	74	80	351	106	74
NON	999	511	119	117	79	826	91	82
MASTER	144	20	19	27	20	86	18	40
05 Kershaw	548	255 / 47%	74 / 14%	54 / 10%	56 / 10%	439 / 80%	51 / 9%	58 / 11%
JURY	102	30	13	8	18	69	18	15
NON	384	214	44	38	29	325	26	33
MASTER	62	11	17	8	9	45	7	10
Richland	6,196	1,931 / 31%	624 / 10%	736 / 12%	679 / 11%	3,970 / 64%	814 / 13%	1,412 / 23%
JURY	1,589	402	169	233	218	1,022	185	382
NON	4,087	1,401	358	417	392	2,568	581	938
MASTER	520	128	97	86	69	380	48	92
5th Circuit	6,744	2,186 / 32%	698 / 10%	790 / 12%	735 / 11%	4,409 / 65%	865 / 13%	1,470 / 22%
JURY	1,691	432	182	241	236	1,091	203	397
NON	4,471	1,615	402	455	421	2,893	607	971
MASTER	582	139	114	94	78	425	55	102
06 Chester	477	147 / 31%	54 / 11%	45 / 9%	52 / 11%	298 / 62%	36 / 8%	143 / 30%
JURY	74	11	10	8	14	43	12	19
NON	302	130	36	30	34	230	21	51
MASTER	101	6	8	7	4	25	3	73
Fairfield	291	109 / 37%	24 / 8%	26 / 9%	35 / 12%	194 / 67%	39 / 13%	58 / 20%
JURY	134	37	7	17	22	83	26	25
NON	103	60	14	3	8	85	5	13
MASTER	54	12	3	6	5	26	8	20
Lancaster	502	219 / 44%	56 / 11%	40 / 8%	34 / 7%	349 / 70%	56 / 11%	97 / 19%
JURY	107	23	9	15	19	66	27	14
NON	286	178	34	18	7	237	14	35
MASTER	109	18	13	7	8	46	15	48
6th Circuit	1,270	475 / 37%	134 / 11%	111 / 9%	121 / 10%	841 / 66%	131 / 10%	298 / 23%
JURY	315	71	26	40	55	192	65	58
NON	691	368	84	51	49	552	40	99
MASTER	264	36	24	20	17	97	26	141

South Carolina Court Administration
 Summary of Pending Common Pleas Cases by Circuit/County

Circuit/County	Total Pending	0-120 Days	121-180 Days	181-270 Days	271-365 Days	Total 365 Days or Less	366-540 Days	541 Days or More
07 Cherokee	539	208 / 39%	49 / 9%	73 / 14%	52 / 10%	382 / 71%	61 / 11%	96 / 18%
JURY	139	24	8	25	25	82	30	27
NON	341	161	33	41	22	257	24	60
MASTER	59	23	8	7	5	43	7	9
Spartanburg	4,382	1,431 / 33%	387 / 9%	510 / 12%	564 / 13%	2,892 / 66%	668 / 15%	822 / 19%
JURY	538	150	50	70	80	350	122	66
NON	3,057	1,104	210	293	388	1,995	459	603
MASTER	787	177	127	147	96	547	87	153
7th Circuit	4,921	1,639 / 33%	436 / 9%	583 / 12%	616 / 13%	3,274 / 67%	729 / 15%	918 / 19%
JURY	677	174	58	95	105	432	152	93
NON	3,398	1,265	243	334	410	2,252	483	663
MASTER	846	200	135	154	101	590	94	162
08 Abbeville	242	90 / 37%	27 / 11%	31 / 13%	21 / 9%	169 / 70%	23 / 10%	50 / 21%
JURY	78	21	3	12	10	46	9	23
NON	138	60	23	17	9	109	11	18
MASTER	26	9	1	2	2	14	3	9
Greenwood	792	224 / 28%	123 / 16%	70 / 9%	76 / 10%	493 / 62%	137 / 17%	162 / 20%
JURY	227	37	32	18	29	116	47	64
NON	509	166	82	37	45	330	88	91
MASTER	56	21	9	15	2	47	2	7
Laurens	817	253 / 31%	78 / 10%	98 / 12%	95 / 12%	524 / 64%	145 / 18%	148 / 18%
JURY	138	29	10	18	30	87	24	27
NON	678	224	68	80	65	437	121	120
MASTER	1	0	0	0	0	0	0	1
Newberry	390	138 / 35%	46 / 12%	33 / 8%	32 / 8%	249 / 64%	57 / 15%	84 / 22%
JURY	95	20	7	11	13	51	25	19
NON	207	104	27	14	15	160	19	28
MASTER	88	14	12	8	4	38	13	37
8th Circuit	2,241	705 / 31%	274 / 12%	232 / 10%	224 / 10%	1,435 / 64%	362 / 16%	444 / 20%
JURY	538	107	52	59	82	300	105	133
NON	1,532	554	200	148	134	1,036	239	257
MASTER	171	44	22	25	8	99	18	54
09 Berkeley	1,536	687 / 45%	217 / 14%	222 / 14%	149 / 10%	1,275 / 83%	172 / 11%	89 / 6%
JURY	495	142	59	61	81	343	104	48
NON	853	520	128	110	42	800	34	19
MASTER	188	25	30	51	26	132	34	22
Charleston	5,682	1,594 / 28%	646 / 11%	676 / 12%	637 / 11%	3,553 / 63%	939 / 17%	1,190 / 21%
JURY	2,037	406	247	246	266	1,165	382	490
NON	3,350	1,127	350	390	347	2,214	515	621
MASTER	295	61	49	40	24	174	42	79
9th Circuit	7,218	2,281 / 32%	863 / 12%	898 / 12%	786 / 11%	4,828 / 67%	1,111 / 15%	1,279 / 18%
JURY	2,532	548	306	307	347	1,508	486	538
NON	4,203	1,647	478	500	389	3,014	549	640
MASTER	483	86	79	91	50	306	76	101

South Carolina Court Administration
 Summary of Pending Common Pleas Cases by Circuit/County

Circuit/County	Total Pending	0-120 Days	121-180 Days	181-270 Days	271-365 Days	Total 365 Days or Less	366-540 Days	541 Days or More
10 Anderson	2,179	864 / 40%	288 / 13%	248 / 11%	189 / 9%	1,589 / 73%	204 / 9%	386 / 18%
JURY	423	93	33	72	64	262	59	102
NON	1,467	669	198	143	106	1,116	115	236
MASTER	289	102	57	33	19	211	30	48
Oconee	739	224 / 30%	85 / 12%	85 / 12%	84 / 11%	478 / 65%	105 / 14%	156 / 21%
JURY	161	31	25	19	23	98	25	38
NON	509	176	51	55	59	341	70	98
MASTER	69	17	9	11	2	39	10	20
10th Circuit	2,918	1,088 / 37%	373 / 13%	333 / 11%	273 / 9%	2,067 / 71%	309 / 11%	542 / 19%
JURY	584	124	58	91	87	360	84	140
NON	1,976	845	249	198	165	1,457	185	334
MASTER	358	119	66	44	21	250	40	68
11 Edgefield	195	73 / 37%	13 / 7%	27 / 14%	18 / 9%	131 / 67%	17 / 9%	47 / 24%
JURY	39	8	1	6	2	17	5	17
NON	116	61	9	15	11	96	8	12
MASTER	40	4	3	6	5	18	4	18
Lexington	2,697	34 / 1%	155 / 6%	376 / 14%	335 / 12%	900 / 33%	597 / 22%	1,200 / 44%
JURY	700	5	32	85	80	202	150	348
NON	1,745	29	111	257	226	623	407	715
MASTER	252	0	12	34	29	75	40	137
McCormick	165	70 / 42%	19 / 12%	9 / 5%	11 / 7%	109 / 66%	19 / 12%	37 / 22%
JURY	26	3	2	2	4	11	5	10
NON	128	66	13	6	6	91	12	25
MASTER	11	1	4	1	1	7	2	2
Saluda	145	37 / 26%	17 / 12%	13 / 9%	15 / 10%	82 / 57%	32 / 22%	31 / 21%
JURY	27	6	1	2	2	11	7	9
NON	99	31	14	9	11	65	22	12
MASTER	19	0	2	2	2	6	3	10
11th Circuit	3,202	214 / 7%	204 / 6%	425 / 13%	379 / 12%	1,222 / 38%	665 / 21%	1,315 / 41%
JURY	792	22	36	95	88	241	167	384
NON	2,088	187	147	287	254	875	449	764
MASTER	322	5	21	43	37	106	49	167
12 Florence	1,780	657 / 37%	195 / 11%	237 / 13%	227 / 13%	1,316 / 74%	294 / 17%	170 / 10%
JURY	629	161	73	84	89	407	128	94
NON	1,041	474	98	137	125	834	156	51
MASTER	110	22	24	16	13	75	10	25
Marion	535	150 / 28%	75 / 14%	69 / 13%	55 / 10%	349 / 65%	75 / 14%	111 / 21%
JURY	152	30	11	23	12	76	29	47
NON	308	103	53	36	33	225	30	53
MASTER	75	17	11	10	10	48	16	11
12th Circuit	2,315	807 / 35%	270 / 12%	306 / 13%	282 / 12%	1,665 / 72%	369 / 16%	281 / 12%
JURY	781	191	84	107	101	483	157	141
NON	1,349	577	151	173	158	1,059	186	104
MASTER	185	39	35	26	23	123	26	36

South Carolina Court Administration
 Summary of Pending Common Pleas Cases by Circuit/County

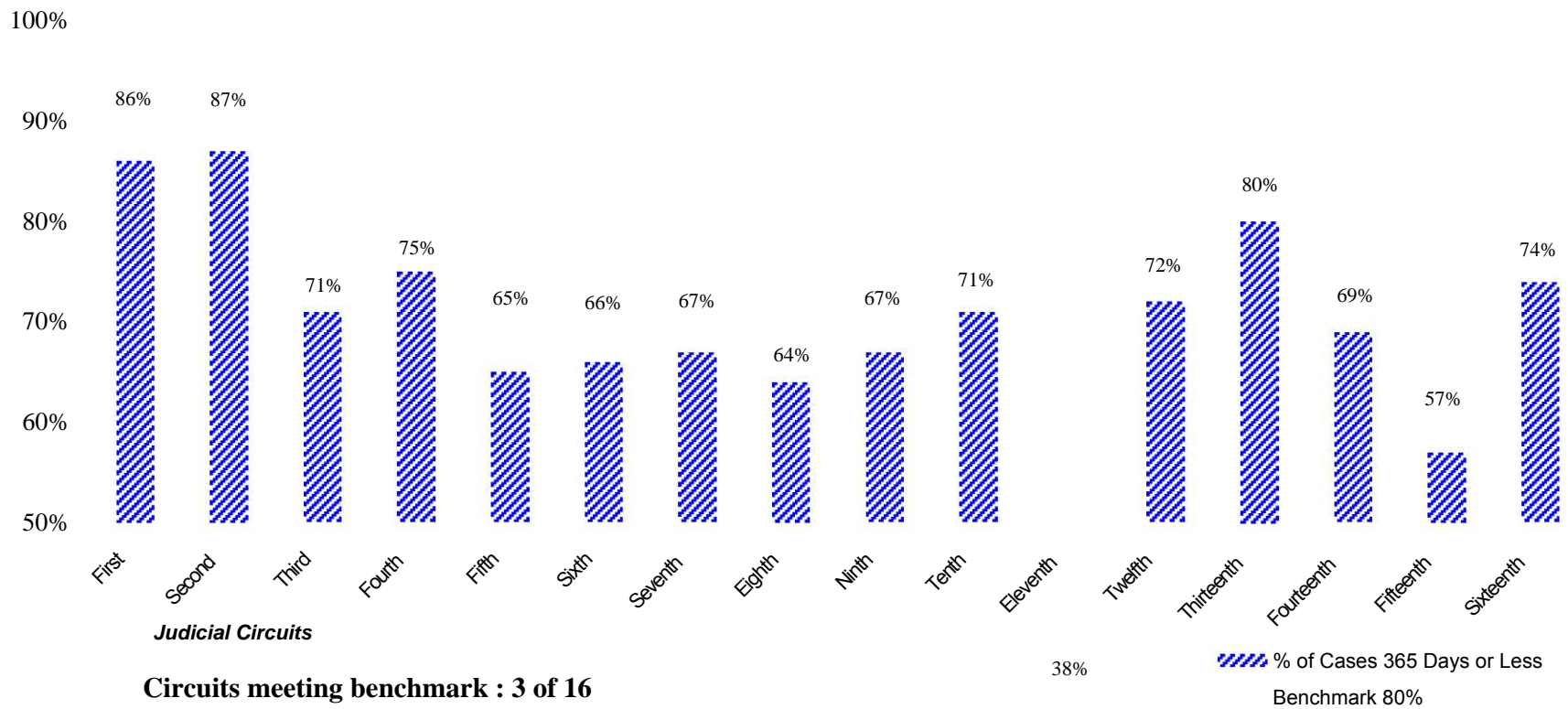
Circuit/County	Total Pending	0-120 Days	121-180 Days	181-270 Days	271-365 Days	Total 365 Days or Less	366-540 Days	541 Days or More
13 Greenville	4,792	2,168 / 45%	727 / 15%	576 / 12%	425 / 9%	3,896 / 81%	364 / 8%	532 / 11%
JURY	1,291	305	185	189	167	846	107	338
NON	2,929	1,684	437	280	205	2,606	199	124
MASTER	572	179	105	107	53	444	58	70
Pickens	1,179	441 / 37%	139 / 12%	158 / 13%	125 / 11%	863 / 73%	154 / 13%	162 / 14%
JURY	199	56	22	31	40	149	33	17
NON	848	351	103	111	78	643	106	99
MASTER	132	34	14	16	7	71	15	46
13th Circuit	5,971	2,609 / 44%	866 / 15%	734 / 12%	550 / 9%	4,759 / 80%	518 / 9%	694 / 12%
JURY	1,490	361	207	220	207	995	140	355
NON	3,777	2,035	540	391	283	3,249	305	223
MASTER	704	213	119	123	60	515	73	116
14 Allendale	419	147 / 35%	40 / 10%	80 / 19%	64 / 15%	331 / 79%	62 / 15%	26 / 6%
JURY	362	112	32	77	62	283	57	22
NON	51	35	7	3	2	47	0	4
MASTER	6	0	1	0	0	1	5	0
Beaufort	2,508	674 / 27%	296 / 12%	337 / 13%	334 / 13%	1,641 / 65%	402 / 16%	465 / 19%
JURY	1,001	196	95	122	140	553	228	220
NON	757	466	142	16	19	643	42	72
MASTER	750	12	59	199	175	445	132	173
Colleton	769	314 / 41%	107 / 14%	90 / 12%	74 / 10%	585 / 76%	81 / 11%	103 / 13%
JURY	384	156	50	40	48	294	50	40
NON	315	148	47	44	21	260	22	33
MASTER	70	10	10	6	5	31	9	30
Hampton	603	181 / 30%	79 / 13%	95 / 16%	67 / 11%	422 / 70%	82 / 14%	99 / 16%
JURY	501	134	71	89	59	353	68	80
NON	84	46	6	5	5	62	9	13
MASTER	18	1	2	1	3	7	5	6
Jasper	378	126 / 33%	51 / 13%	49 / 13%	40 / 11%	266 / 70%	41 / 11%	71 / 19%
JURY	192	57	22	35	25	139	26	27
NON	129	67	20	11	11	109	9	11
MASTER	57	2	9	3	4	18	6	33
14th Circuit	4,677	1,442 / 31%	573 / 12%	651 / 14%	579 / 12%	3,245 / 69%	668 / 14%	764 / 16%
JURY	2,440	655	270	363	334	1,622	429	389
NON	1,336	762	222	79	58	1,121	82	133
MASTER	901	25	81	209	187	502	157	242
15 Georgetown	925	320 / 35%	93 / 10%	109 / 12%	112 / 12%	634 / 69%	160 / 17%	131 / 14%
JURY	332	74	34	33	41	182	84	66
NON	539	240	51	73	67	431	71	37
MASTER	54	6	8	3	4	21	5	28
Horry	5,676	1,477 / 26%	518 / 9%	587 / 10%	526 / 9%	3,108 / 55%	839 / 15%	1,729 / 30%
JURY	1,683	305	152	156	185	798	293	592
NON	3,513	1,105	330	363	294	2,092	496	925
MASTER	480	67	36	68	47	218	50	212
15th Circuit	6,601	1,797 / 27%	611 / 9%	696 / 11%	638 / 10%	3,742 / 57%	999 / 15%	1,860 / 28%
JURY	2,015	379	186	189	226	980	377	658
NON	4,052	1,345	381	436	361	2,523	567	962
MASTER	534	73	44	71	51	239	55	240

Program-ID CAC20
 Date Run 07/20/2004
 For Date 06/30/2004

South Carolina Court Administration
 Summary of Pending Common Pleas Cases by Circuit/County

Circuit/County	Total Pending	0-120 Days	121-180 Days	181-270 Days	271-365 Days	Total 365 Days or Less	366-540 Days	541 Days or More
16 Union	262	120 / 46%	37 / 14%	17 / 6%	26 / 10%	200 / 76%	29 / 11%	33 / 13%
JURY	55	10	9	4	11	34	8	13
NON	170	102	21	11	12	146	15	9
MASTER	37	8	7	2	3	20	6	11
York	2,109	825 / 39%	237 / 11%	257 / 12%	225 / 11%	1,544 / 73%	238 / 11%	327 / 16%
JURY	494	95	57	58	81	291	106	97
NON	1,278	671	137	107	100	1,015	88	175
MASTER	337	59	43	92	44	238	44	55
16th Circuit	2,371	945 / 40%	274 / 12%	274 / 12%	251 / 11%	1,744 / 74%	267 / 11%	360 / 15%
JURY	549	105	66	62	92	325	114	110
NON	1,448	773	158	118	112	1,161	103	184
MASTER	374	67	50	94	47	258	50	66
St Grand Jury	9	0 / 0%	0 / 0%	0 / 0%	0 / 0%	0 / 0%	0 / 0%	9 / 100%
JURY	1	0	0	0	0	0	0	1
NON	8	0	0	0	0	0	0	8
MASTER	0	0	0	0	0	0	0	0
STATEWIDE	57,881	19,274 / 33%	6,602 / 11%	6,958 / 12%	6,257 / 11%	39,091 / 68%	7,863 / 14%	10,927 / 19%
JURY	16,530	3,754	1,790	2,199	2,300	10,043	2,876	3,611
NON	34,891	14,313	3,891	3,657	3,174	25,035	4,194	5,662
MASTER	6,460	1,207	921	1,102	783	4,013	793	1,654

S. C. Civil/Common Pleas Court
Circuits Meeting Benchmark
80% of Pending Docket 365 days or Less
as of June 30, 2004



Source: S.C. Court Administration, CAC 20, June 30, 2004. Run Date: August 20, 2004.

South Carolina Court Administration
 Summary of Pending Arbitration/Mediation Cases

Circuit/County	Total Pending	0-120 Days	121-180 Days	181-270 Days	271-365 Days	Total 365 Days or Less	366-540 Days	541 Days or More
01 Calhoun	0	0 / 0%	0 / 0%	0 / 0%	0 / 0%	0 / 0%	0 / 0%	0 / 0%
ARBITRATION	0	0	0	0	0	0	0	0
MEDIATION	0	0	0	0	0	0	0	0
Dorchester	0	0 / 0%	0 / 0%	0 / 0%	0 / 0%	0 / 0%	0 / 0%	0 / 0%
ARBITRATION	0	0	0	0	0	0	0	0
MEDIATION	0	0	0	0	0	0	0	0
Orangeburg	0	0 / 0%	0 / 0%	0 / 0%	0 / 0%	0 / 0%	0 / 0%	0 / 0%
ARBITRATION	0	0	0	0	0	0	0	0
MEDIATION	0	0	0	0	0	0	0	0
1st Circuit	0	0 / 0%	0 / 0%	0 / 0%	0 / 0%	0 / 0%	0 / 0%	0 / 0%
ARBITRATION	0	0	0	0	0	0	0	0
MEDIATION	0	0	0	0	0	0	0	0
02 Aiken	0	0 / 0%	0 / 0%	0 / 0%	0 / 0%	0 / 0%	0 / 0%	0 / 0%
ARBITRATION	0	0	0	0	0	0	0	0
MEDIATION	0	0	0	0	0	0	0	0
Bamberg	0	0 / 0%	0 / 0%	0 / 0%	0 / 0%	0 / 0%	0 / 0%	0 / 0%
ARBITRATION	0	0	0	0	0	0	0	0
MEDIATION	0	0	0	0	0	0	0	0
Barnwell	0	0 / 0%	0 / 0%	0 / 0%	0 / 0%	0 / 0%	0 / 0%	0 / 0%
ARBITRATION	0	0	0	0	0	0	0	0
MEDIATION	0	0	0	0	0	0	0	0
2nd Circuit	0	0 / 0%	0 / 0%	0 / 0%	0 / 0%	0 / 0%	0 / 0%	0 / 0%
ARBITRATION	0	0	0	0	0	0	0	0
MEDIATION	0	0	0	0	0	0	0	0
03 Clarendon	0	0 / 0%	0 / 0%	0 / 0%	0 / 0%	0 / 0%	0 / 0%	0 / 0%
ARBITRATION	0	0	0	0	0	0	0	0
MEDIATION	0	0	0	0	0	0	0	0
Lee	1	0 / 0%	0 / 0%	0 / 0%	0 / 0%	0 / 0%	0 / 0%	1 / 100%
ARBITRATION	1	0	0	0	0	0	0	1
MEDIATION	0	0	0	0	0	0	0	0
Sumter	0	0 / 0%	0 / 0%	0 / 0%	0 / 0%	0 / 0%	0 / 0%	0 / 0%
ARBITRATION	0	0	0	0	0	0	0	0
MEDIATION	0	0	0	0	0	0	0	0
Williamsburg	0	0 / 0%	0 / 0%	0 / 0%	0 / 0%	0 / 0%	0 / 0%	0 / 0%
ARBITRATION	0	0	0	0	0	0	0	0
MEDIATION	0	0	0	0	0	0	0	0
3rd Circuit	1	0 / 0%	0 / 0%	0 / 0%	0 / 0%	0 / 0%	0 / 0%	1 / 100%
ARBITRATION	1	0	0	0	0	0	0	1
MEDIATION	0	0	0	0	0	0	0	0

South Carolina Court Administration
 Summary of Pending Arbitration/Mediation Cases

Circuit/County	Total Pending	0-120 Days	121-180 Days	181-270 Days	271-365 Days	Total 365 Days or Less	366-540 Days	541 Days or More
04 Chesterfield	0	0 / 0%	0 / 0%	0 / 0%	0 / 0%	0 / 0%	0 / 0%	0 / 0%
ARBITRATION	0	0	0	0	0	0	0	0
MEDIATION	0	0	0	0	0	0	0	0
Darlington	0	0 / 0%	0 / 0%	0 / 0%	0 / 0%	0 / 0%	0 / 0%	0 / 0%
ARBITRATION	0	0	0	0	0	0	0	0
MEDIATION	0	0	0	0	0	0	0	0
Dillon	0	0 / 0%	0 / 0%	0 / 0%	0 / 0%	0 / 0%	0 / 0%	0 / 0%
ARBITRATION	0	0	0	0	0	0	0	0
MEDIATION	0	0	0	0	0	0	0	0
Marlboro	0	0 / 0%	0 / 0%	0 / 0%	0 / 0%	0 / 0%	0 / 0%	0 / 0%
ARBITRATION	0	0	0	0	0	0	0	0
MEDIATION	0	0	0	0	0	0	0	0
4th Circuit	0	0 / 0%	0 / 0%	0 / 0%	0 / 0%	0 / 0%	0 / 0%	0 / 0%
ARBITRATION	0	0	0	0	0	0	0	0
MEDIATION	0	0	0	0	0	0	0	0
05 Kershaw	0	0 / 0%	0 / 0%	0 / 0%	0 / 0%	0 / 0%	0 / 0%	0 / 0%
ARBITRATION	0	0	0	0	0	0	0	0
MEDIATION	0	0	0	0	0	0	0	0
Richland	2,604	1,006 / 39%	276 / 11%	382 / 15%	333 / 13%	1,997 / 77%	243 / 9%	364 / 14%
ARBITRATION	1,636	668	151	223	166	1,208	207	221
MEDIATION	968	338	125	159	167	789	36	143
5th Circuit	2,604	1,006 / 39%	276 / 11%	382 / 15%	333 / 13%	1,997 / 77%	243 / 9%	364 / 14%
ARBITRATION	1,636	668	151	223	166	1,208	207	221
MEDIATION	968	338	125	159	167	789	36	143
06 Chester	0	0 / 0%	0 / 0%	0 / 0%	0 / 0%	0 / 0%	0 / 0%	0 / 0%
ARBITRATION	0	0	0	0	0	0	0	0
MEDIATION	0	0	0	0	0	0	0	0
Fairfield	0	0 / 0%	0 / 0%	0 / 0%	0 / 0%	0 / 0%	0 / 0%	0 / 0%
ARBITRATION	0	0	0	0	0	0	0	0
MEDIATION	0	0	0	0	0	0	0	0
Lancaster	0	0 / 0%	0 / 0%	0 / 0%	0 / 0%	0 / 0%	0 / 0%	0 / 0%
ARBITRATION	0	0	0	0	0	0	0	0
MEDIATION	0	0	0	0	0	0	0	0
6th Circuit	0	0 / 0%	0 / 0%	0 / 0%	0 / 0%	0 / 0%	0 / 0%	0 / 0%
ARBITRATION	0	0	0	0	0	0	0	0
MEDIATION	0	0	0	0	0	0	0	0

South Carolina Court Administration
 Summary of Pending Arbitration/Mediation Cases

Circuit/County	Total Pending	0-120 Days	121-180 Days	181-270 Days	271-365 Days	Total 365 Days or Less	366-540 Days	541 Days or More
07 Cherokee	0	0 / 0%	0 / 0%	0 / 0%	0 / 0%	0 / 0%	0 / 0%	0 / 0%
ARBITRATION	0	0	0	0	0	0	0	0
MEDIATION	0	0	0	0	0	0	0	0
Spartanburg	0	0 / 0%	0 / 0%	0 / 0%	0 / 0%	0 / 0%	0 / 0%	0 / 0%
ARBITRATION	0	0	0	0	0	0	0	0
MEDIATION	0	0	0	0	0	0	0	0
7th Circuit	0	0 / 0%	0 / 0%	0 / 0%	0 / 0%	0 / 0%	0 / 0%	0 / 0%
ARBITRATION	0	0	0	0	0	0	0	0
MEDIATION	0	0	0	0	0	0	0	0
08 Abbeville	0	0 / 0%	0 / 0%	0 / 0%	0 / 0%	0 / 0%	0 / 0%	0 / 0%
ARBITRATION	0	0	0	0	0	0	0	0
MEDIATION	0	0	0	0	0	0	0	0
Greenwood	1	1 /100%	0 / 0%	0 / 0%	0 / 0%	1 /100%	0 / 0%	0 / 0%
ARBITRATION	1	1	0	0	0	1	0	0
MEDIATION	0	0	0	0	0	0	0	0
Laurens	0	0 / 0%	0 / 0%	0 / 0%	0 / 0%	0 / 0%	0 / 0%	0 / 0%
ARBITRATION	0	0	0	0	0	0	0	0
MEDIATION	0	0	0	0	0	0	0	0
Newberry	0	0 / 0%	0 / 0%	0 / 0%	0 / 0%	0 / 0%	0 / 0%	0 / 0%
ARBITRATION	0	0	0	0	0	0	0	0
MEDIATION	0	0	0	0	0	0	0	0
8th Circuit	1	1 /100%	0 / 0%	0 / 0%	0 / 0%	1 /100%	0 / 0%	0 / 0%
ARBITRATION	1	1	0	0	0	1	0	0
MEDIATION	0	0	0	0	0	0	0	0
09 Berkeley	0	0 / 0%	0 / 0%	0 / 0%	0 / 0%	0 / 0%	0 / 0%	0 / 0%
ARBITRATION	0	0	0	0	0	0	0	0
MEDIATION	0	0	0	0	0	0	0	0
Charleston	0	0 / 0%	0 / 0%	0 / 0%	0 / 0%	0 / 0%	0 / 0%	0 / 0%
ARBITRATION	0	0	0	0	0	0	0	0
MEDIATION	0	0	0	0	0	0	0	0
9th Circuit	0	0 / 0%	0 / 0%	0 / 0%	0 / 0%	0 / 0%	0 / 0%	0 / 0%
ARBITRATION	0	0	0	0	0	0	0	0
MEDIATION	0	0	0	0	0	0	0	0

South Carolina Court Administration
 Summary of Pending Arbitration/Mediation Cases

Circuit/County	Total Pending	0-120 Days	121-180 Days	181-270 Days	271-365 Days	Total 365 Days or Less	366-540 Days	541 Days or More
10 Anderson	0	0 / 0%	0 / 0%	0 / 0%	0 / 0%	0 / 0%	0 / 0%	0 / 0%
ARBITRATION	0	0	0	0	0	0	0	0
MEDIATION	0	0	0	0	0	0	0	0
Oconee	0	0 / 0%	0 / 0%	0 / 0%	0 / 0%	0 / 0%	0 / 0%	0 / 0%
ARBITRATION	0	0	0	0	0	0	0	0
MEDIATION	0	0	0	0	0	0	0	0
10th Circuit	0	0 / 0%	0 / 0%	0 / 0%	0 / 0%	0 / 0%	0 / 0%	0 / 0%
ARBITRATION	0	0	0	0	0	0	0	0
MEDIATION	0	0	0	0	0	0	0	0
11 Edgefield	0	0 / 0%	0 / 0%	0 / 0%	0 / 0%	0 / 0%	0 / 0%	0 / 0%
ARBITRATION	0	0	0	0	0	0	0	0
MEDIATION	0	0	0	0	0	0	0	0
Lexington	836	0 / 0%	1 / 0%	38 / 5%	6 / 1%	45 / 5%	237 / 28%	554 / 66%
ARBITRATION	422	0	1	20	1	22	144	256
MEDIATION	414	0	0	18	5	23	93	298
McCormick	0	0 / 0%	0 / 0%	0 / 0%	0 / 0%	0 / 0%	0 / 0%	0 / 0%
ARBITRATION	0	0	0	0	0	0	0	0
MEDIATION	0	0	0	0	0	0	0	0
Saluda	0	0 / 0%	0 / 0%	0 / 0%	0 / 0%	0 / 0%	0 / 0%	0 / 0%
ARBITRATION	0	0	0	0	0	0	0	0
MEDIATION	0	0	0	0	0	0	0	0
11th Circuit	836	0 / 0%	1 / 0%	38 / 5%	6 / 1%	45 / 5%	237 / 28%	554 / 66%
ARBITRATION	422	0	1	20	1	22	144	256
MEDIATION	414	0	0	18	5	23	93	298
12 Florence	1,076	416 / 39%	99 / 9%	140 / 13%	151 / 14%	806 / 75%	194 / 18%	76 / 7%
ARBITRATION	527	260	37	64	80	441	77	9
MEDIATION	549	156	62	76	71	365	117	67
Marion	0	0 / 0%	0 / 0%	0 / 0%	0 / 0%	0 / 0%	0 / 0%	0 / 0%
ARBITRATION	0	0	0	0	0	0	0	0
MEDIATION	0	0	0	0	0	0	0	0
12th Circuit	1,076	416 / 39%	99 / 9%	140 / 13%	151 / 14%	806 / 75%	194 / 18%	76 / 7%
ARBITRATION	527	260	37	64	80	441	77	9
MEDIATION	549	156	62	76	71	365	117	67

South Carolina Court Administration
 Summary of Pending Arbitration/Mediation Cases

Circuit/County	Total Pending	0-120 Days	121-180 Days	181-270 Days	271-365 Days	Total 365 Days or Less	366-540 Days	541 Days or More
13 Greenville	2	0 / 0%	1 / 50%	1 / 50%	0 / 0%	2 / 100%	0 / 0%	0 / 0%
ARBITRATION	0	0	0	0	0	0	0	0
MEDIATION	2	0	1	1	0	2	0	0
Pickens	10	3 / 30%	2 / 20%	4 / 40%	0 / 0%	9 / 90%	0 / 0%	1 / 10%
ARBITRATION	0	0	0	0	0	0	0	0
MEDIATION	10	3	2	4	0	9	0	1
13th Circuit	12	3 / 25%	3 / 25%	5 / 42%	0 / 0%	11 / 92%	0 / 0%	1 / 8%
ARBITRATION	0	0	0	0	0	0	0	0
MEDIATION	12	3	3	5	0	11	0	1
14 Allendale	0	0 / 0%	0 / 0%	0 / 0%	0 / 0%	0 / 0%	0 / 0%	0 / 0%
ARBITRATION	0	0	0	0	0	0	0	0
MEDIATION	0	0	0	0	0	0	0	0
Beaufort	0	0 / 0%	0 / 0%	0 / 0%	0 / 0%	0 / 0%	0 / 0%	0 / 0%
ARBITRATION	0	0	0	0	0	0	0	0
MEDIATION	0	0	0	0	0	0	0	0
Colleton	0	0 / 0%	0 / 0%	0 / 0%	0 / 0%	0 / 0%	0 / 0%	0 / 0%
ARBITRATION	0	0	0	0	0	0	0	0
MEDIATION	0	0	0	0	0	0	0	0
Hampton	0	0 / 0%	0 / 0%	0 / 0%	0 / 0%	0 / 0%	0 / 0%	0 / 0%
ARBITRATION	0	0	0	0	0	0	0	0
MEDIATION	0	0	0	0	0	0	0	0
Jasper	0	0 / 0%	0 / 0%	0 / 0%	0 / 0%	0 / 0%	0 / 0%	0 / 0%
ARBITRATION	0	0	0	0	0	0	0	0
MEDIATION	0	0	0	0	0	0	0	0
14th Circuit	0	0 / 0%	0 / 0%	0 / 0%	0 / 0%	0 / 0%	0 / 0%	0 / 0%
ARBITRATION	0	0	0	0	0	0	0	0
MEDIATION	0	0	0	0	0	0	0	0
15 Georgetown	0	0 / 0%	0 / 0%	0 / 0%	0 / 0%	0 / 0%	0 / 0%	0 / 0%
ARBITRATION	0	0	0	0	0	0	0	0
MEDIATION	0	0	0	0	0	0	0	0
Horry	3,233	868 / 27%	303 / 9%	295 / 9%	303 / 9%	1,769 / 55%	561 / 17%	903 / 28%
ARBITRATION	1,605	520	135	147	135	937	259	409
MEDIATION	1,628	348	168	148	168	832	302	494
15th Circuit	3,233	868 / 27%	303 / 9%	295 / 9%	303 / 9%	1,769 / 55%	561 / 17%	903 / 28%
ARBITRATION	1,605	520	135	147	135	937	259	409
MEDIATION	1,628	348	168	148	168	832	302	494

South Carolina Court Administration
 Summary of Pending Arbitration/Mediation Cases

Circuit/County	Total Pending	0-120 Days	121-180 Days	181-270 Days	271-365 Days	Total 365 Days or Less	366-540 Days	541 Days or More
16 Union	0	0 / 0%	0 / 0%	0 / 0%	0 / 0%	0 / 0%	0 / 0%	0 / 0%
ARBITRATION	0	0	0	0	0	0	0	0
MEDIATION	0	0	0	0	0	0	0	0
York	0	0 / 0%	0 / 0%	0 / 0%	0 / 0%	0 / 0%	0 / 0%	0 / 0%
ARBITRATION	0	0	0	0	0	0	0	0
MEDIATION	0	0	0	0	0	0	0	0
16th Circuit	0	0 / 0%	0 / 0%	0 / 0%	0 / 0%	0 / 0%	0 / 0%	0 / 0%
ARBITRATION	0	0	0	0	0	0	0	0
MEDIATION	0	0	0	0	0	0	0	0
St Grand Jury	0	0 / 0%	0 / 0%	0 / 0%	0 / 0%	0 / 0%	0 / 0%	0 / 0%
ARBITRATION	0	0	0	0	0	0	0	0
MEDIATION	0	0	0	0	0	0	0	0
STATEWIDE	7,763	2,294 / 30%	682 / 9%	860 / 11%	793 / 10%	4,629 / 60%	1,235 / 16%	1,899 / 24%
ARBITRATION	4,192	1,449	324	454	382	2,609	687	896
MEDIATION	3,571	845	358	406	411	2,020	548	1,003

South Carolina Court Administration
 Summary of Pending Family Court Cases by Circuit/County

Circuit/County	Total Pending	0-90 Days	91-180 Days	Total 180 Days or Less	181-270 Days	Total 270 Days or Less	271-365 Days	Over 365 Days
01 Calhoun	95	32/ 34%	32/ 34%	64/ 67%	19/ 20%	83/ 87%	8/ 8%	4/ 4%
DR	81	32	26	58	11	69	8	4
JU	14	0	6	6	8	14	0	0
Dorchester	909	363/ 40%	280/ 31%	643/ 71%	199/ 22%	842/ 93%	19/ 2%	48/ 5%
DR	586	243	167	410	115	525	16	45
JU	323	120	113	233	84	317	3	3
Orangeburg	661	219/ 33%	182/ 28%	401/ 61%	136/ 21%	537/ 81%	73/ 11%	51/ 8%
DR	491	181	148	329	88	417	39	35
JU	170	38	34	72	48	120	34	16
1st CIRCUIT	1,665	614/ 37%	494/ 30%	1,108/ 67%	354/ 21%	1,462/ 88%	100/ 6%	103/ 6%
DR	1,158	456	341	797	214	1,011	63	84
JU	507	158	153	311	140	451	37	19
02 Aiken	965	487/ 50%	266/ 28%	753/ 78%	164/ 17%	917/ 95%	35/ 4%	13/ 1%
DR	898	450	246	696	157	853	33	12
JU	67	37	20	57	7	64	2	1
Bamberg	129	35/ 27%	41/ 32%	76/ 59%	32/ 25%	108/ 84%	18/ 14%	3/ 2%
DR	112	32	36	68	24	92	17	3
JU	17	3	5	8	8	16	1	0
Barnwell	192	72/ 38%	84/ 44%	156/ 81%	28/ 15%	184/ 96%	3/ 2%	5/ 3%
DR	148	62	52	114	26	140	3	5
JU	44	10	32	42	2	44	0	0
2nd CIRCUIT	1,286	594/ 46%	391/ 30%	985/ 77%	224/ 17%	1,209/ 94%	56/ 4%	21/ 2%
DR	1,158	544	334	878	207	1,085	53	20
JU	128	50	57	107	17	124	3	1
03 Clarendon	234	66/ 28%	71/ 30%	137/ 59%	33/ 14%	170/ 73%	54/ 23%	10/ 4%
DR	210	56	63	119	30	149	52	9
JU	24	10	8	18	3	21	2	1
Lee	119	41/ 34%	32/ 27%	73/ 61%	18/ 15%	91/ 76%	8/ 7%	20/ 17%
DR	99	41	28	69	17	86	7	6
JU	20	0	4	4	1	5	1	14
Sumter	661	333/ 50%	210/ 32%	543/ 82%	93/ 14%	636/ 96%	19/ 3%	6/ 1%
DR	574	291	169	460	90	550	18	6
JU	87	42	41	83	3	86	1	0
Williamsburg	240	89/ 37%	81/ 34%	170/ 71%	37/ 15%	207/ 86%	21/ 9%	12/ 5%
DR	197	74	60	134	30	164	21	12
JU	43	15	21	36	7	43	0	0
3rd CIRCUIT	1,254	529/ 42%	394/ 31%	923/ 74%	181/ 14%	1,104/ 88%	102/ 8%	48/ 4%
DR	1,080	462	320	782	167	949	98	33
JU	174	67	74	141	14	155	4	15

South Carolina Court Administration
 Summary of Pending Family Court Cases by Circuit/County

Circuit/County	Total Pending	0-90 Days	91-180 Days	Total 180 Days or Less	181-270 Days	Total 270 Days or Less	271-365 Days	Over 365 Days
04 Chesterfield	296	126/ 43%	51/ 17%	177/ 60%	27/ 9%	204/ 69%	30/ 10%	62/ 21%
DR	244	95	37	132	26	158	24	62
JU	52	31	14	45	1	46	6	0
Darlington	508	198/ 39%	140/ 28%	338/ 67%	68/ 13%	406/ 80%	56/ 11%	46/ 9%
DR	423	158	119	277	57	334	52	37
JU	85	40	21	61	11	72	4	9
Dillon	240	122/ 51%	53/ 22%	175/ 73%	35/ 15%	210/ 88%	22/ 9%	8/ 3%
DR	150	60	39	99	24	123	20	7
JU	90	62	14	76	11	87	2	1
Marlboro	171	90/ 53%	38/ 22%	128/ 75%	25/ 15%	153/ 89%	12/ 7%	6/ 4%
DR	115	59	30	89	15	104	5	6
JU	56	31	8	39	10	49	7	0
4th CIRCUIT	1,215	536/ 44%	282/ 23%	818/ 67%	155/ 13%	973/ 80%	120/ 10%	122/ 10%
DR	932	372	225	597	122	719	101	112
JU	283	164	57	221	33	254	19	10
05 Kershaw	446	200/ 45%	133/ 30%	333/ 75%	95/ 21%	428/ 96%	14/ 3%	4/ 1%
DR	331	166	86	252	63	315	13	3
JU	115	34	47	81	32	113	1	1
Richland	2,571	953/ 37%	660/ 26%	1,613/ 63%	457/ 18%	2,070/ 81%	326/ 13%	175/ 7%
DR	2,006	679	528	1,207	390	1,597	247	162
JU	565	274	132	406	67	473	79	13
5th CIRCUIT	3,017	1,153/ 38%	793/ 26%	1,946/ 65%	552/ 18%	2,498/ 83%	340/ 11%	179/ 6%
DR	2,337	845	614	1,459	453	1,912	260	165
JU	680	308	179	487	99	586	80	14
06 Chester	239	67/ 28%	59/ 25%	126/ 53%	44/ 18%	170/ 71%	38/ 16%	31/ 13%
DR	212	56	54	110	40	150	32	30
JU	27	11	5	16	4	20	6	1
Fairfield	132	44/ 33%	46/ 35%	90/ 68%	26/ 20%	116/ 88%	7/ 5%	9/ 7%
DR	97	44	33	77	18	95	2	0
JU	35	0	13	13	8	21	5	9
Lancaster	447	169/ 38%	82/ 18%	251/ 56%	57/ 13%	308/ 69%	47/ 11%	92/ 21%
DR	345	126	66	192	43	235	44	66
JU	102	43	16	59	14	73	3	26
6th CIRCUIT	818	280/ 34%	187/ 23%	467/ 57%	127/ 16%	594/ 73%	92/ 11%	132/ 16%
DR	654	226	153	379	101	480	78	96
JU	164	54	34	88	26	114	14	36

South Carolina Court Administration
 Summary of Pending Family Court Cases by Circuit/County

Circuit/County	Total Pending	0-90 Days	91-180 Days	Total 180 Days or Less	181-270 Days	Total 270 Days or Less	271-365 Days	Over 365 Days
07 Cherokee	487	216/ 44%	92/ 19%	308/ 63%	62/ 13%	370/ 76%	44/ 9%	73/ 15%
DR	388	171	81	252	58	310	40	38
JU	99	45	11	56	4	60	4	35
Spartanburg	1,636	701/ 43%	414/ 25%	1,115/ 68%	247/ 15%	1,362/ 83%	147/ 9%	127/ 8%
DR	1,429	581	363	944	233	1,177	137	115
JU	207	120	51	171	14	185	10	12
7th CIRCUIT	2,123	917/ 43%	506/ 24%	1,423/ 67%	309/ 15%	1,732/ 82%	191/ 9%	200/ 9%
DR	1,817	752	444	1,196	291	1,487	177	153
JU	306	165	62	227	18	245	14	47
08 Abbeville	126	58/ 46%	39/ 31%	97/ 77%	22/ 17%	119/ 94%	6/ 5%	1/ 1%
DR	92	43	28	71	14	85	6	1
JU	34	15	11	26	8	34	0	0
Greenwood	423	208/ 49%	99/ 23%	307/ 73%	79/ 19%	386/ 91%	21/ 5%	16/ 4%
DR	313	143	72	215	61	276	21	16
JU	110	65	27	92	18	110	0	0
Laurens	521	204/ 39%	150/ 29%	354/ 68%	111/ 21%	465/ 89%	33/ 6%	23/ 4%
DR	416	156	124	280	80	360	33	23
JU	105	48	26	74	31	105	0	0
Newberry	327	138/ 42%	91/ 28%	229/ 70%	38/ 12%	267/ 82%	36/ 11%	24/ 7%
DR	216	77	54	131	27	158	34	24
JU	111	61	37	98	11	109	2	0
8th CIRCUIT	1,397	608/ 44%	379/ 27%	987/ 71%	250/ 18%	1,237/ 89%	96/ 7%	64/ 5%
DR	1,037	419	278	697	182	879	94	64
JU	360	189	101	290	68	358	2	0
09 Berkeley	1,453	546/ 38%	388/ 27%	934/ 64%	214/ 15%	1,148/ 79%	116/ 8%	189/ 13%
DR	998	350	248	598	148	746	89	163
JU	455	196	140	336	66	402	27	26
Charleston	2,901	1,193/ 41%	705/ 24%	1,898/ 65%	421/ 15%	2,319/ 80%	198/ 7%	384/ 13%
DR	2,008	725	486	1,211	292	1,503	146	359
JU	893	468	219	687	129	816	52	25
9th CIRCUIT	4,354	1,739/ 40%	1,093/ 25%	2,832/ 65%	635/ 15%	3,467/ 80%	314/ 7%	573/ 13%
DR	3,006	1,075	734	1,809	440	2,249	235	522
JU	1,348	664	359	1,023	195	1,218	79	51

South Carolina Court Administration
 Summary of Pending Family Court Cases by Circuit/County

Circuit/County	Total Pending	0-90 Days	91-180 Days	Total 180 Days or Less	181-270 Days	Total 270 Days or Less	271-365 Days	Over 365 Days
10 Anderson	1,230	534/ 43%	362/ 29%	896/ 73%	278/ 23%	1,174/ 95%	42/ 3%	14/ 1%
DR	953	412	299	711	188	899	42	12
JU	277	122	63	185	90	275	0	2
Oconee	591	181/ 31%	142/ 24%	323/ 55%	81/ 14%	404/ 68%	75/ 13%	112/ 19%
DR	512	143	121	264	68	332	70	110
JU	79	38	21	59	13	72	5	2
10th CIRCUIT	1,821	715/ 39%	504/ 28%	1,219/ 67%	359/ 20%	1,578/ 87%	117/ 6%	126/ 7%
DR	1,465	555	420	975	256	1,231	112	122
JU	356	160	84	244	103	347	5	4
11 Edgefield	104	49/ 47%	26/ 25%	75/ 72%	20/ 19%	95/ 91%	3/ 3%	6/ 6%
DR	99	44	26	70	20	90	3	6
JU	5	5	0	5	0	5	0	0
Lexington	173	19/ 11%	15/ 9%	34/ 20%	7/ 4%	41/ 24%	7/ 4%	125/ 72%
DR	149	14	9	23	4	27	4	118
JU	24	5	6	11	3	14	3	7
McCormick	47	17/ 36%	7/ 15%	24/ 51%	4/ 9%	28/ 60%	11/ 23%	8/ 17%
DR	41	17	4	21	4	25	8	8
JU	6	0	3	3	0	3	3	0
Saluda	61	28/ 46%	16/ 26%	44/ 72%	7/ 11%	51/ 84%	6/ 10%	4/ 7%
DR	55	27	15	42	7	49	5	1
JU	6	1	1	2	0	2	1	3
11th CIRCUIT	385	113/ 29%	64/ 17%	177/ 46%	38/ 10%	215/ 56%	27/ 7%	143/ 37%
DR	344	102	54	156	35	191	20	133
JU	41	11	10	21	3	24	7	10
12 Florence	751	333/ 44%	188/ 25%	521/ 69%	170/ 23%	691/ 92%	55/ 7%	5/ 1%
DR	656	331	148	479	129	608	43	5
JU	95	2	40	42	41	83	12	0
Marion	250	126/ 50%	50/ 20%	176/ 70%	32/ 13%	208/ 83%	24/ 10%	18/ 7%
DR	158	91	35	126	20	146	5	7
JU	92	35	15	50	12	62	19	11
12th CIRCUIT	1,001	459/ 46%	238/ 24%	697/ 70%	202/ 20%	899/ 90%	79/ 8%	23/ 2%
DR	814	422	183	605	149	754	48	12
JU	187	37	55	92	53	145	31	11

South Carolina Court Administration
 Summary of Pending Family Court Cases by Circuit/County

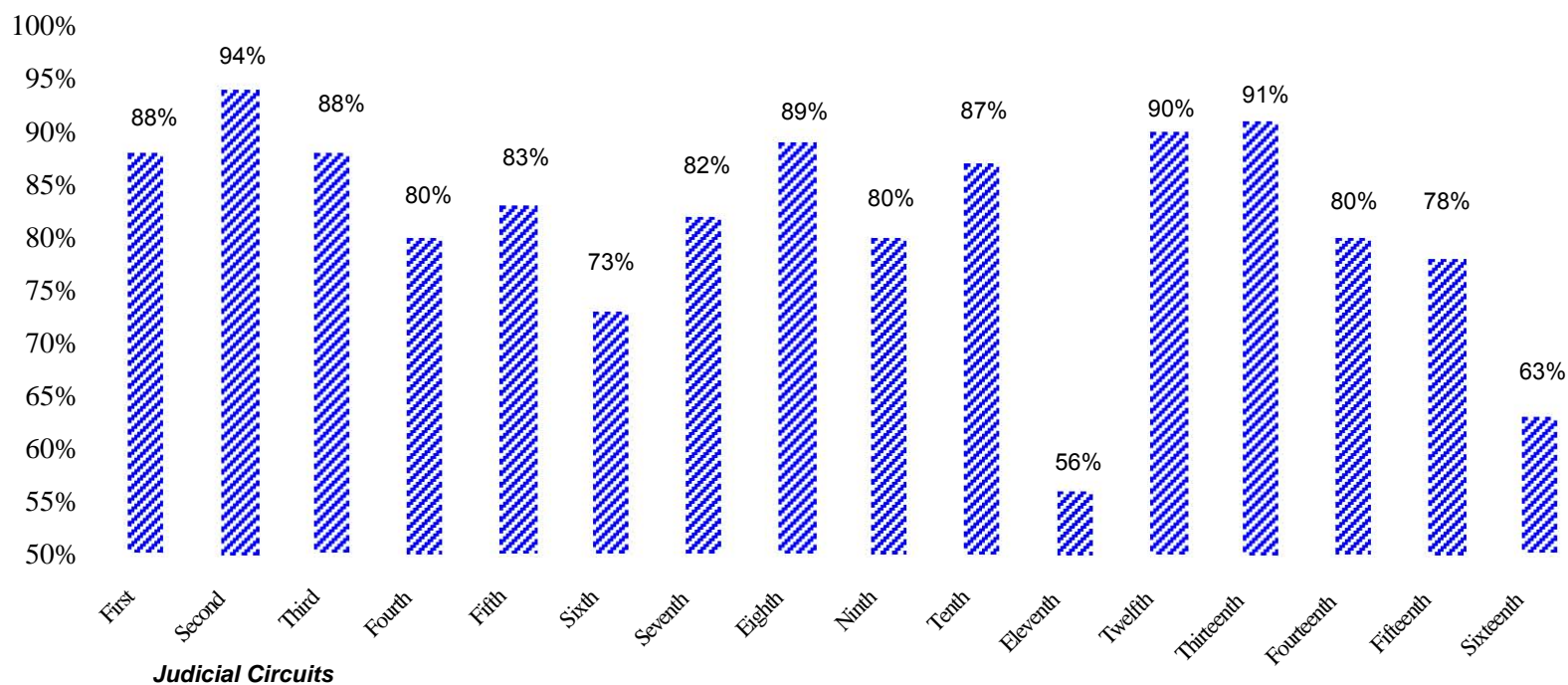
Circuit/County	Total Pending	0-90 Days	91-180 Days	Total 180 Days or Less	181-270 Days	Total 270 Days or Less	271-365 Days	Over 365 Days
13 Greenville	2,433	1,062/ 44%	731/ 30%	1,793/ 74%	429/ 18%	2,222/ 91%	112/ 5%	99/ 4%
DR	2,028	875	581	1,456	361	1,817	112	99
JU	405	187	150	337	68	405	0	0
Pickens	762	362/ 48%	229/ 30%	591/ 78%	100/ 13%	691/ 91%	36/ 5%	35/ 5%
DR	685	311	208	519	96	615	35	35
JU	77	51	21	72	4	76	1	0
13th CIRCUIT	3,195	1,424/ 45%	960/ 30%	2,384/ 75%	529/ 17%	2,913/ 91%	148/ 5%	134/ 4%
DR	2,713	1,186	789	1,975	457	2,432	147	134
JU	482	238	171	409	72	481	1	0
14 Allendale	84	24/ 29%	13/ 15%	37/ 44%	9/ 11%	46/ 55%	24/ 29%	14/ 17%
DR	36	16	5	21	3	24	7	5
JU	48	8	8	16	6	22	17	9
Beaufort	699	304/ 43%	161/ 23%	465/ 67%	117/ 17%	582/ 83%	51/ 7%	66/ 9%
DR	402	172	107	279	63	342	23	37
JU	297	132	54	186	54	240	28	29
Colleton	421	126/ 30%	138/ 33%	264/ 63%	55/ 13%	319/ 76%	38/ 9%	64/ 15%
DR	324	95	111	206	46	252	27	45
JU	97	31	27	58	9	67	11	19
Hampton	136	62/ 46%	24/ 18%	86/ 63%	22/ 16%	108/ 79%	3/ 2%	25/ 18%
DR	76	40	18	58	12	70	3	3
JU	60	22	6	28	10	38	0	22
Jasper	153	69/ 45%	47/ 31%	116/ 76%	18/ 12%	134/ 88%	12/ 8%	7/ 5%
DR	100	47	34	81	12	93	3	4
JU	53	22	13	35	6	41	9	3
14th CIRCUIT	1,493	585/ 39%	383/ 26%	968/ 65%	221/ 15%	1,189/ 80%	128/ 9%	176/ 12%
DR	938	370	275	645	136	781	63	94
JU	555	215	108	323	85	408	65	82
15 Georgetown	408	186/ 46%	107/ 26%	293/ 72%	82/ 20%	375/ 92%	20/ 5%	13/ 3%
DR	260	126	71	197	35	232	18	10
JU	148	60	36	96	47	143	2	3
Horry	2,006	820/ 41%	490/ 24%	1,310/ 65%	208/ 10%	1,518/ 76%	199/ 10%	289/ 14%
DR	1,349	453	285	738	166	904	177	268
JU	657	367	205	572	42	614	22	21
15th CIRCUIT	2,414	1,006/ 42%	597/ 25%	1,603/ 66%	290/ 12%	1,893/ 78%	219/ 9%	302/ 13%
DR	1,609	579	356	935	201	1,136	195	278
JU	805	427	241	668	89	757	24	24

Program-ID CAF20
 Date Run 07/20/2004
 For Date 06/30/2004


South Carolina Court Administration
 Summary of Pending Family Court Cases by Circuit/County

Circuit/County	Total Pending	0-90 Days	91-180 Days	Total 180 Days or Less	181-270 Days	Total 270 Days or Less	271-365 Days	Over 365 Days
16 Union	170	95/ 56%	43/ 25%	138/ 81%	31/ 18%	169/ 99%	0/ 0%	1/ 1%
DR	130	82	35	117	12	129	0	1
JU	40	13	8	21	19	40	0	0
York	2,093	586/ 28%	409/ 20%	995/ 48%	251/ 12%	1,246/ 60%	285/ 14%	562/ 27%
DR	1,319	398	247	645	174	819	190	310
JU	774	188	162	350	77	427	95	252
16th CIRCUIT	2,263	681/ 30%	452/ 20%	1,133/ 50%	282/ 12%	1,415/ 63%	285/ 13%	563/ 25%
DR	1,449	480	282	762	186	948	190	311
JU	814	201	170	371	96	467	95	252
STATEWIDE	29,701	11,953/ 40%	7,717/ 26%	19,670/ 66%	4,708/ 16%	24,378/ 82%	2,414/ 8%	2,909/ 10%
DR	22,511	8,845	5,802	14,647	3,597	18,244	1,934	2,333
JU	7,190	3,108	1,915	5,023	1,111	6,134	480	576

S. C. Family Court
Circuits Meeting Benchmark
80% of Pending Docket 270 days or Less
as of June 30, 2004



Circuits meeting benchmark: 12 of 16

 % of Cases 270 Days or Less
 Benchmark 80%

Source: S.C. Court Administration, CAF 20, June 30, 2004. Run Date: August 20, 2004.

PROGRAM-ID CRM60
 FOR PERIOD 07/01/2003 THRU 06/30/2004
 RUN DATE 07/20/2004

SOUTH CAROLINA COURT ADMINISTRATION
 Criminal Records Summary of Activity
 by Circuit/County

PAGE 1

CIRCUIT/COUNTY	PENDING FIRST OF PERIOD	ADDED DURING PERIOD	TOTAL	DISPOSED DURING PERIOD	PENDING END OF PERIOD
01 Calhoun					
JUL2003 - JUN2004	202/ 0.3%	348/ 0.3%	550/ 0.3%	367/ 0.3%	183/ 0.2%
JUNE 2004	275/ 0.3%	21/ 0.2%	296/ 0.3%	113/ 1.0%	183/ 0.2%
Dorchester					
JUL2003 - JUN2004	686/ 0.9%	1,349/ 1.2%	2,035/ 1.1%	1,312/ 1.2%	723/ 0.9%
JUNE 2004	621/ 0.7%	130/ 1.3%	751/ 0.8%	28/ 0.3%	723/ 0.9%
Orangeburg					
JUL2003 - JUN2004	1,450/ 1.8%	1,959/ 1.8%	3,409/ 1.8%	2,354/ 2.2%	1,055/ 1.3%
JUNE 2004	1,055/ 1.2%	158/ 1.6%	1,213/ 1.3%	158/ 1.4%	1,055/ 1.3%
1st CIRCUIT					
JUL2003 - JUN2004	2,338/ 3.0%	3,656/ 3.3%	5,994/ 3.2%	4,033/ 3.8%	1,961/ 2.3%
JUNE 2004	1,951/ 2.3%	309/ 3.1%	2,260/ 2.4%	299/ 2.7%	1,961/ 2.3%
02 Aiken					
JUL2003 - JUN2004	2,685/ 3.4%	3,108/ 2.8%	5,793/ 3.0%	3,230/ 3.0%	2,563/ 3.1%
JUNE 2004	2,717/ 3.2%	277/ 2.8%	2,994/ 3.2%	431/ 3.9%	2,563/ 3.1%
Bamberg					
JUL2003 - JUN2004	515/ 0.7%	408/ 0.4%	923/ 0.5%	344/ 0.3%	579/ 0.7%
JUNE 2004	598/ 0.7%	16/ 0.2%	614/ 0.6%	35/ 0.3%	579/ 0.7%
Barnwell					
JUL2003 - JUN2004	531/ 0.7%	561/ 0.5%	1,092/ 0.6%	463/ 0.4%	629/ 0.8%
JUNE 2004	594/ 0.7%	52/ 0.5%	646/ 0.7%	17/ 0.2%	629/ 0.8%
2nd CIRCUIT					
JUL2003 - JUN2004	3,731/ 4.7%	4,077/ 3.7%	7,808/ 4.1%	4,037/ 3.8%	3,771/ 4.5%
JUNE 2004	3,909/ 4.6%	345/ 3.5%	4,254/ 4.5%	483/ 4.4%	3,771/ 4.5%
03 Clarendon					
JUL2003 - JUN2004	545/ 0.7%	822/ 0.7%	1,367/ 0.7%	742/ 0.7%	625/ 0.7%
JUNE 2004	572/ 0.7%	82/ 0.8%	654/ 0.7%	29/ 0.3%	625/ 0.7%
Lee					
JUL2003 - JUN2004	89/ 0.1%	374/ 0.3%	463/ 0.2%	336/ 0.3%	127/ 0.2%
JUNE 2004	129/ 0.2%	38/ 0.4%	167/ 0.2%	40/ 0.4%	127/ 0.2%
Sumter					
JUL2003 - JUN2004	2,581/ 3.3%	3,153/ 2.8%	5,734/ 3.0%	2,671/ 2.5%	3,063/ 3.7%
JUNE 2004	3,072/ 3.6%	294/ 3.0%	3,366/ 3.6%	303/ 2.8%	3,063/ 3.7%
Williamsburg					
JUL2003 - JUN2004	374/ 0.5%	599/ 0.5%	973/ 0.5%	637/ 0.6%	336/ 0.4%
JUNE 2004	299/ 0.4%	51/ 0.5%	350/ 0.4%	14/ 0.1%	336/ 0.4%
3rd CIRCUIT					
JUL2003 - JUN2004	3,589/ 4.5%	4,948/ 4.5%	8,537/ 4.5%	4,386/ 4.1%	4,151/ 5.0%
JUNE 2004	4,072/ 4.8%	465/ 4.7%	4,537/ 4.8%	386/ 3.5%	4,151/ 5.0%

PROGRAM-ID CRM60
 FOR PERIOD 07/01/2003 THRU 06/30/2004
 RUN DATE 07/20/2004

SOUTH CAROLINA COURT ADMINISTRATION
 Criminal Records Summary of Activity
 by Circuit/County

PAGE 2

CIRCUIT/COUNTY	PENDING FIRST OF PERIOD		ADDED DURING PERIOD		TOTAL		DISPOSED DURING PERIOD		PENDING END OF PERIOD	
04 Chesterfield										
JUL2003 - JUN2004	877/	1.1%	1,484/	1.3%	2,361/	1.2%	1,171/	1.1%	1,190/	1.4%
JUNE 2004	1,149/	1.4%	88/	0.9%	1,237/	1.3%	47/	0.4%	1,190/	1.4%
Darlington										
JUL2003 - JUN2004	1,554/	2.0%	2,497/	2.3%	4,051/	2.1%	2,397/	2.3%	1,654/	2.0%
JUNE 2004	1,795/	2.1%	229/	2.3%	2,024/	2.1%	370/	3.4%	1,654/	2.0%
Dillon										
JUL2003 - JUN2004	388/	0.5%	955/	0.9%	1,343/	0.7%	868/	0.8%	475/	0.6%
JUNE 2004	469/	0.6%	25/	0.3%	494/	0.5%	19/	0.2%	475/	0.6%
Marlboro										
JUL2003 - JUN2004	1,064/	1.3%	1,355/	1.2%	2,419/	1.3%	1,240/	1.2%	1,179/	1.4%
JUNE 2004	1,218/	1.4%	162/	1.6%	1,380/	1.5%	201/	1.8%	1,179/	1.4%
4th CIRCUIT										
JUL2003 - JUN2004	3,883/	4.9%	6,291/	5.7%	10,174/	5.4%	5,676/	5.3%	4,498/	5.4%
JUNE 2004	4,631/	5.5%	504/	5.1%	5,135/	5.4%	637/	5.8%	4,498/	5.4%
05 Kershaw										
JUL2003 - JUN2004	984/	1.2%	1,653/	1.5%	2,637/	1.4%	1,875/	1.8%	762/	0.9%
JUNE 2004	934/	1.1%	161/	1.6%	1,095/	1.2%	333/	3.0%	762/	0.9%
Richland										
JUL2003 - JUN2004	5,806/	7.3%	8,478/	7.6%	14,284/	7.5%	9,556/	9.0%	4,728/	5.7%
JUNE 2004	4,527/	5.3%	982/	9.9%	5,509/	5.8%	781/	7.1%	4,728/	5.7%
5th CIRCUIT										
JUL2003 - JUN2004	6,790/	8.6%	10,131/	9.1%	16,921/	8.9%	11,431/	10.7%	5,490/	6.6%
JUNE 2004	5,461/	6.5%	1,143/	11.6%	6,604/	7.0%	1,114/	10.2%	5,490/	6.6%
06 Chester										
JUL2003 - JUN2004	1,138/	1.4%	754/	0.7%	1,892/	1.0%	741/	0.7%	1,151/	1.4%
JUNE 2004	1,197/	1.4%	45/	0.5%	1,242/	1.3%	91/	0.8%	1,151/	1.4%
Fairfield										
JUL2003 - JUN2004	796/	1.0%	573/	0.5%	1,369/	0.7%	780/	0.7%	589/	0.7%
JUNE 2004	559/	0.7%	47/	0.5%	606/	0.6%	17/	0.2%	589/	0.7%
Lancaster										
JUL2003 - JUN2004	2,731/	3.5%	1,447/	1.3%	4,178/	2.2%	1,236/	1.2%	2,942/	3.5%
JUNE 2004	2,972/	3.5%	104/	1.1%	3,076/	3.3%	134/	1.2%	2,942/	3.5%
6th CIRCUIT										
JUL2003 - JUN2004	4,665/	5.9%	2,774/	2.5%	7,439/	3.9%	2,757/	2.6%	4,682/	5.6%
JUNE 2004	4,728/	5.6%	196/	2.0%	4,924/	5.2%	242/	2.2%	4,682/	5.6%

PROGRAM-ID CRM60
 FOR PERIOD 07/01/2003 THRU 06/30/2004
 RUN DATE 07/20/2004

SOUTH CAROLINA COURT ADMINISTRATION
 Criminal Records Summary of Activity
 by Circuit/County

PAGE 3

CIRCUIT/COUNTY	PENDING FIRST OF PERIOD		ADDED DURING PERIOD		TOTAL		DISPOSED DURING PERIOD		PENDING END OF PERIOD	
07 Cherokee										
JUL2003 - JUN2004	1,208/	1.5%	1,454/	1.3%	2,662/	1.4%	1,740/	1.6%	922/	1.1%
JUNE 2004	969/	1.1%	122/	1.2%	1,091/	1.2%	169/	1.5%	922/	1.1%
Spartanburg										
JUL2003 - JUN2004	6,095/	7.7%	7,429/	6.7%	13,524/	7.1%	6,761/	6.4%	6,763/	8.1%
JUNE 2004	6,785/	8.0%	646/	6.5%	7,431/	7.9%	668/	6.1%	6,763/	8.1%
7th CIRCUIT										
JUL2003 - JUN2004	7,303/	9.2%	8,883/	8.0%	16,186/	8.5%	8,501/	8.0%	7,685/	9.2%
JUNE 2004	7,754/	9.2%	768/	7.8%	8,522/	9.0%	837/	7.7%	7,685/	9.2%
08 Abbeville										
JUL2003 - JUN2004	384/	0.5%	743/	0.7%	1,127/	0.6%	686/	0.6%	441/	0.5%
JUNE 2004	561/	0.7%	44/	0.4%	605/	0.6%	164/	1.5%	441/	0.5%
Greenwood										
JUL2003 - JUN2004	874/	1.1%	2,161/	1.9%	3,035/	1.6%	1,963/	1.8%	1,072/	1.3%
JUNE 2004	1,066/	1.3%	215/	2.2%	1,281/	1.4%	209/	1.9%	1,072/	1.3%
Laurens										
JUL2003 - JUN2004	864/	1.1%	2,033/	1.8%	2,897/	1.5%	1,433/	1.3%	1,464/	1.8%
JUNE 2004	1,350/	1.6%	114/	1.2%	1,464/	1.5%	0/	0.0%	1,464/	1.8%
Newberry										
JUL2003 - JUN2004	408/	0.5%	693/	0.6%	1,101/	0.6%	633/	0.6%	468/	0.6%
JUNE 2004	439/	0.5%	64/	0.6%	503/	0.5%	35/	0.3%	468/	0.6%
8th CIRCUIT										
JUL2003 - JUN2004	2,530/	3.2%	5,630/	5.1%	8,160/	4.3%	4,715/	4.4%	3,445/	4.1%
JUNE 2004	3,416/	4.0%	437/	4.4%	3,853/	4.1%	408/	3.7%	3,445/	4.1%
09 Berkeley										
JUL2003 - JUN2004	1,661/	2.1%	2,944/	2.7%	4,605/	2.4%	2,953/	2.8%	1,652/	2.0%
JUNE 2004	1,743/	2.1%	263/	2.7%	2,006/	2.1%	354/	3.2%	1,652/	2.0%
Charleston										
JUL2003 - JUN2004	6,906/	8.7%	10,137/	9.1%	17,043/	9.0%	8,625/	8.1%	8,418/	10.1%
JUNE 2004	8,712/	10.3%	834/	8.4%	9,546/	10.1%	1,128/	10.3%	8,418/	10.1%
9th CIRCUIT										
JUL2003 - JUN2004	8,567/	10.8%	13,081/	11.8%	21,648/	11.4%	11,578/	10.9%	10,070/	12.0%
JUNE 2004	10,455/	12.4%	1,097/	11.1%	11,552/	12.2%	1,482/	13.6%	10,070/	12.0%

PROGRAM-ID CRM60
 FOR PERIOD 07/01/2003 THRU 06/30/2004
 RUN DATE 07/20/2004

SOUTH CAROLINA COURT ADMINISTRATION
 Criminal Records Summary of Activity
 by Circuit/County

PAGE 4

CIRCUIT/COUNTY	PENDING FIRST OF PERIOD		ADDED DURING PERIOD		TOTAL		DISPOSED DURING PERIOD		PENDING END OF PERIOD	
10 Anderson										
JUL2003 - JUN2004	2,446/	3.1%	4,814/	4.3%	7,260/	3.8%	4,526/	4.3%	2,734/	3.3%
JUNE 2004	2,754/	3.3%	399/	4.0%	3,153/	3.3%	419/	3.8%	2,734/	3.3%
Oconee										
JUL2003 - JUN2004	756/	1.0%	2,462/	2.2%	3,218/	1.7%	1,619/	1.5%	1,599/	1.9%
JUNE 2004	1,444/	1.7%	213/	2.2%	1,657/	1.8%	58/	0.5%	1,599/	1.9%
10th CIRCUIT										
JUL2003 - JUN2004	3,202/	4.1%	7,276/	6.6%	10,478/	5.5%	6,145/	5.8%	4,333/	5.2%
JUNE 2004	4,198/	5.0%	612/	6.2%	4,810/	5.1%	477/	4.4%	4,333/	5.2%
11 Edgefield										
JUL2003 - JUN2004	165/	0.2%	645/	0.6%	810/	0.4%	506/	0.5%	304/	0.4%
JUNE 2004	342/	0.4%	77/	0.8%	419/	0.4%	115/	1.1%	304/	0.4%
Lexington										
JUL2003 - JUN2004	8,001/	10.1%	6,027/	5.4%	14,028/	7.4%	4,614/	4.3%	9,414/	11.3%
JUNE 2004	9,263/	10.9%	675/	6.8%	9,938/	10.5%	524/	4.8%	9,414/	11.3%
McCormick										
JUL2003 - JUN2004	138/	0.2%	299/	0.3%	437/	0.2%	321/	0.3%	116/	0.1%
JUNE 2004	150/	0.2%	18/	0.2%	168/	0.2%	52/	0.5%	116/	0.1%
Saluda										
JUL2003 - JUN2004	302/	0.4%	542/	0.5%	844/	0.4%	517/	0.5%	327/	0.4%
JUNE 2004	304/	0.4%	28/	0.3%	332/	0.4%	5/	0.0%	327/	0.4%
11th CIRCUIT										
JUL2003 - JUN2004	8,606/	10.9%	7,513/	6.8%	16,119/	8.5%	5,958/	5.6%	10,161/	12.2%
JUNE 2004	10,059/	11.9%	798/	8.1%	10,857/	11.5%	696/	6.4%	10,161/	12.2%
12 Florence										
JUL2003 - JUN2004	2,033/	2.6%	3,062/	2.8%	5,095/	2.7%	3,436/	3.2%	1,659/	2.0%
JUNE 2004	1,873/	2.2%	232/	2.3%	2,105/	2.2%	446/	4.1%	1,659/	2.0%
Marion										
JUL2003 - JUN2004	666/	0.8%	689/	0.6%	1,355/	0.7%	553/	0.5%	802/	1.0%
JUNE 2004	723/	0.9%	79/	0.8%	802/	0.8%	0/	0.0%	802/	1.0%
12th CIRCUIT										
JUL2003 - JUN2004	2,699/	3.4%	3,751/	3.4%	6,450/	3.4%	3,989/	3.8%	2,461/	2.9%
JUNE 2004	2,596/	3.1%	311/	3.1%	2,907/	3.1%	446/	4.1%	2,461/	2.9%

PROGRAM-ID CRM60
 FOR PERIOD 07/01/2003 THRU 06/30/2004
 RUN DATE 07/20/2004

SOUTH CAROLINA COURT ADMINISTRATION
 Criminal Records Summary of Activity
 by Circuit/County

PAGE 5

CIRCUIT/COUNTY	PENDING FIRST OF PERIOD	ADDED DURING PERIOD	TOTAL	DISPOSED DURING PERIOD	PENDING END OF PERIOD
13 Greenville					
JUL2003 - JUN2004	7,830/ 9.9%	11,249/ 10.1%	19,079/ 10.0%	11,600/ 10.9%	7,479/ 8.9%
JUNE 2004	7,679/ 9.1%	1,063/ 10.7%	8,742/ 9.2%	1,262/ 11.5%	7,479/ 8.9%
Pickens					
JUL2003 - JUN2004	1,912/ 2.4%	3,185/ 2.9%	5,097/ 2.7%	3,266/ 3.1%	1,831/ 2.2%
JUNE 2004	2,079/ 2.5%	246/ 2.5%	2,325/ 2.5%	494/ 4.5%	1,831/ 2.2%
13th CIRCUIT					
JUL2003 - JUN2004	9,742/ 12.3%	14,434/ 13.0%	24,176/ 12.7%	14,866/ 14.0%	9,310/ 11.1%
JUNE 2004	9,758/ 11.5%	1,309/ 13.2%	11,067/ 11.7%	1,756/ 16.1%	9,310/ 11.1%
14 Allendale					
JUL2003 - JUN2004	190/ 0.2%	256/ 0.2%	446/ 0.2%	314/ 0.3%	132/ 0.2%
JUNE 2004	123/ 0.1%	10/ 0.1%	133/ 0.1%	1/ 0.0%	132/ 0.2%
Beaufort					
JUL2003 - JUN2004	1,563/ 2.0%	1,968/ 1.8%	3,531/ 1.9%	1,965/ 1.8%	1,566/ 1.9%
JUNE 2004	1,685/ 2.0%	139/ 1.4%	1,824/ 1.9%	258/ 2.4%	1,566/ 1.9%
Colleton					
JUL2003 - JUN2004	728/ 0.9%	742/ 0.7%	1,470/ 0.8%	935/ 0.9%	535/ 0.6%
JUNE 2004	528/ 0.6%	55/ 0.6%	583/ 0.6%	48/ 0.4%	535/ 0.6%
Hampton					
JUL2003 - JUN2004	306/ 0.4%	502/ 0.5%	808/ 0.4%	548/ 0.5%	260/ 0.3%
JUNE 2004	276/ 0.3%	31/ 0.3%	307/ 0.3%	47/ 0.4%	260/ 0.3%
Jasper					
JUL2003 - JUN2004	295/ 0.4%	770/ 0.7%	1,065/ 0.6%	744/ 0.7%	321/ 0.4%
JUNE 2004	319/ 0.4%	63/ 0.6%	382/ 0.4%	61/ 0.6%	321/ 0.4%
14th CIRCUIT					
JUL2003 - JUN2004	3,082/ 3.9%	4,238/ 3.8%	7,320/ 3.9%	4,506/ 4.2%	2,814/ 3.4%
JUNE 2004	2,931/ 3.5%	298/ 3.0%	3,229/ 3.4%	415/ 3.8%	2,814/ 3.4%
15 Georgetown					
JUL2003 - JUN2004	1,307/ 1.7%	1,602/ 1.4%	2,909/ 1.5%	2,017/ 1.9%	892/ 1.1%
JUNE 2004	946/ 1.1%	153/ 1.5%	1,099/ 1.2%	207/ 1.9%	892/ 1.1%
Horry					
JUL2003 - JUN2004	4,319/ 5.5%	6,002/ 5.4%	10,321/ 5.4%	5,796/ 5.4%	4,525/ 5.4%
JUNE 2004	4,535/ 5.4%	586/ 5.9%	5,121/ 5.4%	596/ 5.5%	4,525/ 5.4%
15th CIRCUIT					
JUL2003 - JUN2004	5,626/ 7.1%	7,604/ 6.9%	13,230/ 7.0%	7,813/ 7.3%	5,417/ 6.5%
JUNE 2004	5,481/ 6.5%	739/ 7.5%	6,220/ 6.6%	803/ 7.3%	5,417/ 6.5%

PROGRAM-ID CRM60
 FOR PERIOD 07/01/2003 THRU 06/30/2004
 RUN DATE 07/20/2004

SOUTH CAROLINA COURT ADMINISTRATION
 Criminal Records Summary of Activity
 by Circuit/County

PAGE 6

CIRCUIT/COUNTY	PENDING FIRST OF PERIOD	ADDED DURING PERIOD	TOTAL	DISPOSED DURING PERIOD	PENDING END OF PERIOD
16 Union					
JUL2003 - JUN2004	342/ 0.4%	1,147/ 1.0%	1,489/ 0.8%	898/ 0.8%	591/ 0.7%
JUNE 2004	557/ 0.7%	56/ 0.6%	613/ 0.6%	22/ 0.2%	591/ 0.7%
York					
JUL2003 - JUN2004	2,253/ 2.9%	5,525/ 5.0%	7,778/ 4.1%	5,051/ 4.7%	2,727/ 3.3%
JUNE 2004	2,650/ 3.1%	506/ 5.1%	3,156/ 3.3%	429/ 3.9%	2,727/ 3.3%
16th CIRCUIT					
JUL2003 - JUN2004	2,595/ 3.3%	6,672/ 6.0%	9,267/ 4.9%	5,949/ 5.6%	3,318/ 4.0%
JUNE 2004	3,207/ 3.8%	562/ 5.7%	3,769/ 4.0%	451/ 4.1%	3,318/ 4.0%
St Grand Jury					
JUL2003 - JUN2004	52/ 0.1%	12/ 0.0%	64/ 0.0%	23/ 0.0%	41/ 0.0%
JUNE 2004	41/ 0.0%	0/ 0.0%	41/ 0.0%	0/ 0.0%	41/ 0.0%
STATEWIDE					
JUL2003 - JUN2004	79,000	110,971	189,971	106,363	83,608
JUNE 2004	84,648	9,893	94,541	10,932	83,608

PROGRAM-ID CRM65
 FOR PERIOD 07/01/2003 THRU 06/30/2004
 RUN DATE 07/20/2004

SOUTH CAROLINA COURT ADMINISTRATION
 CRIMINAL RECORDS MANAGEMENT
 AVERAGE AGE OF PENDING AND DISPOSED CASES REPORT

	NUMBER OF CASES PENDING ON LAST DATE OF PERIOD	AVG. AGE FROM ARREST DATE OF PENDING CASES (IN DAYS)	AVG. AGE FROM FILING DATE OF PENDING CASES (IN DAYS)	NUMBER OF CASES DISPOSED DURING PERIOD	AVG. AGE FROM ARREST DATE OF DISPOSED CASES (IN DAYS)	AVG. AGE FROM FILING DATE OF DISPOSED CASES (IN DAYS)
01 Calhoun						
JUL2003 - JUN2004	183	211.0	206.9	367	247.1	242.0
JUNE 2004	183	211.0	206.9	113	192.3	188.6
Dorchester						
JUL2003 - JUN2004	723	199.5	185.5	1,312	237.9	207.2
JUNE 2004	723	199.5	185.5	28	340.3	328.9
Orangeburg						
JUL2003 - JUN2004	1,055	240.0	228.7	2,354	257.9	245.6
JUNE 2004	1,055	240.0	228.7	158	216.2	207.2
1st CIRCUIT						
JUL2003 - JUN2004	1,961	222.4	210.7	4,033	250.4	232.8
JUNE 2004	1,961	222.4	210.7	299	218.8	211.6
02 Aiken						
JUL2003 - JUN2004	2,563	367.0	355.0	3,230	360.1	352.5
JUNE 2004	2,563	367.0	355.0	431	518.8	514.1
Bamberg						
JUL2003 - JUN2004	579	455.6	444.0	344	349.3	333.6
JUNE 2004	579	455.6	444.0	35	389.1	387.8
Barnwell						
JUL2003 - JUN2004	629	358.0	353.6	463	323.4	319.0
JUNE 2004	629	358.0	353.6	17	241.1	237.8
2nd CIRCUIT						
JUL2003 - JUN2004	3,771	379.1	368.4	4,037	355.0	347.1
JUNE 2004	3,771	379.1	368.4	483	499.7	495.2
03 Clarendon						
JUL2003 - JUN2004	625	228.3	210.5	742	302.3	273.1
JUNE 2004	625	228.3	210.5	29	228.1	211.4
Lee						
JUL2003 - JUN2004	127	126.5	106.8	336	134.0	114.3
JUNE 2004	127	126.5	106.8	40	84.1	67.1
Sumter						
JUL2003 - JUN2004	3,063	285.9	278.9	2,671	351.1	344.1
JUNE 2004	3,063	285.9	278.9	303	362.6	356.3
Williamsburg						
JUL2003 - JUN2004	336	299.4	287.6	637	194.5	173.1
JUNE 2004	336	299.4	287.6	14	173.7	167.1
3rd CIRCUIT						
JUL2003 - JUN2004	4,151	273.4	264.0	4,386	303.4	289.6
JUNE 2004	4,151	273.4	264.0	386	316.8	308.5

PROGRAM-ID CRM65
 FOR PERIOD 07/01/2003 THRU 06/30/2004
 RUN DATE 07/20/2004

SOUTH CAROLINA COURT ADMINISTRATION
 CRIMINAL RECORDS MANAGEMENT
 AVERAGE AGE OF PENDING AND DISPOSED CASES REPORT

	NUMBER OF CASES PENDING ON LAST DATE OF PERIOD	AVG. AGE FROM ARREST DATE OF PENDING CASES (IN DAYS)	AVG. AGE FROM FILING DATE OF PENDING CASES (IN DAYS)	NUMBER OF CASES DISPOSED DURING PERIOD	AVG. AGE FROM ARREST DATE OF DISPOSED CASES (IN DAYS)	AVG. AGE FROM FILING DATE OF DISPOSED CASES (IN DAYS)
04 Chesterfield						
JUL2003 - JUN2004	1,190	333.0	311.1	1,171	189.8	176.9
JUNE 2004	1,190	333.0	311.1	47	265.0	242.9
Darlington						
JUL2003 - JUN2004	1,654	245.0	208.5	2,397	254.3	225.8
JUNE 2004	1,654	245.0	208.5	370	345.2	332.6
Dillon						
JUL2003 - JUN2004	475	284.2	259.6	868	255.0	184.8
JUNE 2004	475	284.2	259.6	19	164.7	141.0
Marlboro						
JUL2003 - JUN2004	1,179	486.1	404.9	1,240	314.4	248.7
JUNE 2004	1,179	486.1	404.9	201	305.7	232.5
4th CIRCUIT						
JUL2003 - JUN2004	4,498	335.6	292.5	5,676	254.2	214.4
JUNE 2004	4,498	335.6	292.5	637	321.4	288.7
05 Kershaw						
JUL2003 - JUN2004	762	330.3	309.0	1,875	277.5	252.7
JUNE 2004	762	330.3	309.0	333	241.3	210.9
Richland						
JUL2003 - JUN2004	4,728	253.9	237.4	9,556	338.2	321.3
JUNE 2004	4,728	253.9	237.4	781	345.9	328.0
5th CIRCUIT						
JUL2003 - JUN2004	5,490	264.5	247.3	11,431	328.2	310.1
JUNE 2004	5,490	264.5	247.3	1,114	314.6	293.0
06 Chester						
JUL2003 - JUN2004	1,151	642.3	618.3	741	448.9	433.8
JUNE 2004	1,151	642.3	618.3	91	419.1	405.2
Fairfield						
JUL2003 - JUN2004	589	597.9	529.1	780	802.4	791.5
JUNE 2004	589	597.9	529.1	17	1155.5	1148.6
Lancaster						
JUL2003 - JUN2004	2,942	1018.4	990.7	1,236	363.0	347.0
JUNE 2004	2,942	1018.4	990.7	134	283.0	267.4
6th CIRCUIT						
JUL2003 - JUN2004	4,682	873.0	841.1	2,757	510.4	496.1
JUNE 2004	4,682	873.0	841.1	242	395.4	381.1

PROGRAM-ID CRM65
 FOR PERIOD 07/01/2003 THRU 06/30/2004
 RUN DATE 07/20/2004

SOUTH CAROLINA COURT ADMINISTRATION
 CRIMINAL RECORDS MANAGEMENT
 AVERAGE AGE OF PENDING AND DISPOSED CASES REPORT

PAGE 3

	NUMBER OF CASES PENDING ON LAST DATE OF PERIOD	AVG. AGE FROM ARREST DATE OF PENDING CASES (IN DAYS)	AVG. AGE FROM FILING DATE OF PENDING CASES (IN DAYS)	NUMBER OF CASES DISPOSED DURING PERIOD	AVG. AGE FROM ARREST DATE OF DISPOSED CASES (IN DAYS)	AVG. AGE FROM FILING DATE OF DISPOSED CASES (IN DAYS)
07 Cherokee						
JUL2003 - JUN2004	922	284.3	237.9	1,740	243.7	225.1
JUNE 2004	922	284.3	237.9	169	197.5	188.7
Spartanburg						
JUL2003 - JUN2004	6,763	332.8	324.9	6,761	361.6	353.6
JUNE 2004	6,763	332.8	324.9	668	467.4	459.8
7th CIRCUIT						
JUL2003 - JUN2004	7,685	327.0	314.4	8,501	337.5	327.3
JUNE 2004	7,685	327.0	314.4	837	412.9	405.0
08 Abbeville						
JUL2003 - JUN2004	441	331.4	317.5	686	230.6	198.8
JUNE 2004	441	331.4	317.5	164	181.8	172.3
Greenwood						
JUL2003 - JUN2004	1,072	217.3	210.9	1,963	179.6	171.5
JUNE 2004	1,072	217.3	210.9	209	177.4	171.0
Laurens						
JUL2003 - JUN2004	1,464	333.1	322.0	1,433	182.7	160.9
JUNE 2004	1,464	333.1	322.0	0	0.0	0.0
Newberry						
JUL2003 - JUN2004	468	323.1	313.4	633	222.3	185.3
JUNE 2004	468	323.1	313.4	35	122.3	113.3
8th CIRCUIT						
JUL2003 - JUN2004	3,445	295.5	285.7	4,715	193.7	174.1
JUNE 2004	3,445	295.5	285.7	408	174.4	166.6
09 Berkeley						
JUL2003 - JUN2004	1,652	220.4	214.5	2,953	255.6	248.4
JUNE 2004	1,652	220.4	214.5	354	294.4	286.9
Charleston						
JUL2003 - JUN2004	8,418	292.9	275.3	8,625	330.5	326.1
JUNE 2004	8,418	292.9	275.3	1,128	365.9	356.9
9th CIRCUIT						
JUL2003 - JUN2004	10,070	281.0	265.3	11,578	311.4	306.3
JUNE 2004	10,070	281.0	265.3	1,482	348.8	340.2

PROGRAM-ID CRM65
 FOR PERIOD 07/01/2003 THRU 06/30/2004
 RUN DATE 07/20/2004

SOUTH CAROLINA COURT ADMINISTRATION
 CRIMINAL RECORDS MANAGEMENT
 AVERAGE AGE OF PENDING AND DISPOSED CASES REPORT

PAGE 4

	NUMBER OF CASES PENDING ON LAST DATE OF PERIOD	AVG. AGE FROM ARREST DATE OF PENDING CASES (IN DAYS)	AVG. AGE FROM FILING DATE OF PENDING CASES (IN DAYS)	NUMBER OF CASES DISPOSED DURING PERIOD	AVG. AGE FROM ARREST DATE OF DISPOSED CASES (IN DAYS)	AVG. AGE FROM FILING DATE OF DISPOSED CASES (IN DAYS)
10 Anderson						
JUL2003 - JUN2004	2,734	169.2	161.1	4,526	214.5	204.0
JUNE 2004	2,734	169.2	161.1	419	186.9	176.1
Oconee						
JUL2003 - JUN2004	1,599	165.5	149.2	1,619	197.0	178.1
JUNE 2004	1,599	165.5	149.2	58	227.1	208.9
10th CIRCUIT						
JUL2003 - JUN2004	4,333	167.8	156.7	6,145	209.9	197.2
JUNE 2004	4,333	167.8	156.7	477	191.8	180.1
11 Edgefield						
JUL2003 - JUN2004	304	213.5	201.8	506	179.9	171.9
JUNE 2004	304	213.5	201.8	115	250.3	241.1
Lexington						
JUL2003 - JUN2004	9,414	489.1	534.7	4,614	431.1	483.8
JUNE 2004	9,414	489.1	534.7	524	299.1	429.4
McCormick						
JUL2003 - JUN2004	116	407.1	395.2	321	153.4	135.4
JUNE 2004	116	407.1	395.2	52	129.8	112.2
Saluda						
JUL2003 - JUN2004	327	285.0	271.4	517	196.4	185.2
JUNE 2004	327	285.0	271.4	5	1168.6	1167.2
11th CIRCUIT						
JUL2003 - JUN2004	10,161	473.4	514.7	5,958	374.4	412.6
JUNE 2004	10,161	473.4	514.7	696	284.6	379.9
12 Florence						
JUL2003 - JUN2004	1,659	357.7	336.0	3,436	270.0	234.4
JUNE 2004	1,659	357.7	336.0	446	270.2	248.3
Marion						
JUL2003 - JUN2004	802	475.2	462.5	553	274.0	237.9
JUNE 2004	802	475.2	462.5	0	0.0	0.0
12th CIRCUIT						
JUL2003 - JUN2004	2,461	396.0	377.2	3,989	270.6	234.9
JUNE 2004	2,461	396.0	377.2	446	270.2	248.3

PROGRAM-ID CRM65
 FOR PERIOD 07/01/2003 THRU 06/30/2004
 RUN DATE 07/20/2004

SOUTH CAROLINA COURT ADMINISTRATION
 CRIMINAL RECORDS MANAGEMENT
 AVERAGE AGE OF PENDING AND DISPOSED CASES REPORT

	NUMBER OF CASES PENDING ON LAST DATE OF PERIOD	AVG. AGE FROM ARREST DATE OF PENDING CASES (IN DAYS)	AVG. AGE FROM FILING DATE OF PENDING CASES (IN DAYS)	NUMBER OF CASES DISPOSED DURING PERIOD	AVG. AGE FROM ARREST DATE OF DISPOSED CASES (IN DAYS)	AVG. AGE FROM FILING DATE OF DISPOSED CASES (IN DAYS)
13 Greenville						
JUL2003 - JUN2004	7,479	257.7	228.1	11,600	306.8	277.3
JUNE 2004	7,479	257.7	228.1	1,262	261.5	230.4
Pickens						
JUL2003 - JUN2004	1,831	195.5	170.2	3,266	307.5	277.1
JUNE 2004	1,831	195.5	170.2	494	269.5	245.5
13th CIRCUIT						
JUL2003 - JUN2004	9,310	245.5	216.7	14,866	306.9	277.3
JUNE 2004	9,310	245.5	216.7	1,756	263.7	234.6
14 Allendale						
JUL2003 - JUN2004	132	236.8	230.9	314	213.0	209.3
JUNE 2004	132	236.8	230.9	1	38.0	27.0
Beaufort						
JUL2003 - JUN2004	1,566	448.2	430.7	1,965	403.2	394.0
JUNE 2004	1,566	448.2	430.7	258	413.6	410.9
Colleton						
JUL2003 - JUN2004	535	335.2	328.1	935	355.3	348.3
JUNE 2004	535	335.2	328.1	48	120.9	115.0
Hampton						
JUL2003 - JUN2004	260	263.6	251.5	548	278.5	271.6
JUNE 2004	260	263.6	251.5	47	340.9	329.4
Jasper						
JUL2003 - JUN2004	321	349.3	315.5	744	341.9	331.2
JUNE 2004	321	349.3	315.5	61	2200.4	2190.4
14th CIRCUIT						
JUL2003 - JUN2004	2,814	388.5	372.1	4,506	354.7	346.4
JUNE 2004	2,814	388.5	372.1	415	633.2	628.1
15 Georgetown						
JUL2003 - JUN2004	892	243.5	229.3	2,017	277.2	263.9
JUNE 2004	892	243.5	229.3	207	342.9	331.5
Horry						
JUL2003 - JUN2004	4,525	336.6	321.8	5,796	314.2	296.1
JUNE 2004	4,525	336.6	321.8	596	276.5	263.0
15th CIRCUIT						
JUL2003 - JUN2004	5,417	321.3	306.5	7,813	304.6	287.8
JUNE 2004	5,417	321.3	306.5	803	293.6	280.6

PROGRAM-ID CRM65
 FOR PERIOD 07/01/2003 THRU 06/30/2004
 RUN DATE 07/20/2004

SOUTH CAROLINA COURT ADMINISTRATION
 CRIMINAL RECORDS MANAGEMENT
 AVERAGE AGE OF PENDING AND DISPOSED CASES REPORT

PAGE 6

	NUMBER OF CASES PENDING ON LAST DATE OF PERIOD	AVG. AGE FROM ARREST DATE OF PENDING CASES (IN DAYS)	AVG. AGE FROM FILING DATE OF PENDING CASES (IN DAYS)	NUMBER OF CASES DISPOSED DURING PERIOD	AVG. AGE FROM ARREST DATE OF DISPOSED CASES (IN DAYS)	AVG. AGE FROM FILING DATE OF DISPOSED CASES (IN DAYS)
16 Union						
JUL2003 - JUN2004	591	189.5	156.6	898	136.0	115.2
JUNE 2004	591	189.5	156.6	22	151.7	101.5
York						
JUL2003 - JUN2004	2,727	201.9	190.4	5,051	189.7	176.0
JUNE 2004	2,727	201.9	190.4	429	178.6	170.6
16th CIRCUIT						
JUL2003 - JUN2004	3,318	199.7	184.4	5,949	181.6	166.8
JUNE 2004	3,318	199.7	184.4	451	177.3	167.2
St Grand Jury						
JUL2003 - JUN2004	41	1037.9	1037.4	23	359.0	359.0
JUNE 2004	41	1037.9	1037.4	0	0.0	0.0
STATEWIDE						
JUL2003 - JUN2004	83,608	343.8	332.5	106,363	300.8	286.1
JUNE 2004	83,608	343.8	332.5	10,932	317.0	308.2

PROGRAM-ID CRM75
 FOR DATE 06/30/2004
 RUN DATE 07/20/2004

SOUTH CAROLINA COURT ADMINISTRATION
 CRIMINAL RECORDS MANAGEMENT
 AGE OF PENDING CRIMINAL CASES REPORT

PAGE 1

CIRCUIT/COUNTY	TOTAL PENDING	0 - 90 DAYS	91 - 180 DAYS	TOTAL 180 DAYS	181 - 270 DAYS	271 - 365 DAYS	366 - 540 DAYS	541 DAYS OR MORE
01 Calhoun	183	47/ 26%	63/ 34%	110/ 60%	18/ 10%	20/ 11%	24/ 13%	11/ 6%
ACTIVE	183	47/ 26%	63/ 34%	110/ 60%	18/ 10%	20/ 11%	24/ 13%	11/ 6%
TRANSFER	0	0/ 0%	0/ 0%	0/ 0%	0/ 0%	0/ 0%	0/ 0%	0/ 0%
Dorchester	723	280/ 39%	125/ 17%	405/ 56%	107/ 15%	103/ 14%	74/ 10%	34/ 5%
ACTIVE	723	280/ 39%	125/ 17%	405/ 56%	107/ 15%	103/ 14%	74/ 10%	34/ 5%
TRANSFER	0	0/ 0%	0/ 0%	0/ 0%	0/ 0%	0/ 0%	0/ 0%	0/ 0%
Orangeburg	1,055	362/ 34%	197/ 19%	559/ 53%	112/ 11%	99/ 9%	133/ 13%	152/ 14%
ACTIVE	1,052	361/ 34%	196/ 19%	557/ 53%	112/ 11%	98/ 9%	133/ 13%	152/ 14%
TRANSFER	3	1/ 33%	1/ 33%	2/ 67%	0/ 0%	1/ 33%	0/ 0%	0/ 0%
1st CIRCUIT	1,961	689/ 35%	385/ 20%	1,074/ 55%	237/ 12%	222/ 11%	231/ 12%	197/ 10%
ACTIVE	1,958	688/ 35%	384/ 20%	1,072/ 55%	237/ 12%	221/ 11%	231/ 12%	197/ 10%
TRANSFER	3	1/ 33%	1/ 33%	2/ 67%	0/ 0%	1/ 33%	0/ 0%	0/ 0%
02 Aiken	2,563	627/ 24%	479/ 19%	1,106/ 43%	279/ 11%	256/ 10%	311/ 12%	611/ 24%
ACTIVE	2,548	622/ 24%	473/ 19%	1,095/ 43%	279/ 11%	255/ 10%	309/ 12%	610/ 24%
TRANSFER	15	5/ 33%	6/ 40%	11/ 73%	0/ 0%	1/ 7%	2/ 13%	1/ 7%
Bamberg	579	75/ 13%	62/ 11%	137/ 24%	67/ 12%	66/ 11%	155/ 27%	154/ 27%
ACTIVE	576	75/ 13%	61/ 11%	136/ 24%	67/ 12%	66/ 11%	155/ 27%	152/ 26%
TRANSFER	3	0/ 0%	1/ 33%	1/ 33%	0/ 0%	0/ 0%	0/ 0%	2/ 67%
Barnwell	629	136/ 22%	101/ 16%	237/ 38%	68/ 11%	81/ 13%	114/ 18%	129/ 21%
ACTIVE	629	136/ 22%	101/ 16%	237/ 38%	68/ 11%	81/ 13%	114/ 18%	129/ 21%
TRANSFER	0	0/ 0%	0/ 0%	0/ 0%	0/ 0%	0/ 0%	0/ 0%	0/ 0%
2nd CIRCUIT	3,771	838/ 22%	642/ 17%	1,480/ 39%	414/ 11%	403/ 11%	580/ 15%	894/ 24%
ACTIVE	3,753	833/ 22%	635/ 17%	1,468/ 39%	414/ 11%	402/ 11%	578/ 15%	891/ 24%
TRANSFER	18	5/ 28%	7/ 39%	12/ 67%	0/ 0%	1/ 6%	2/ 11%	3/ 17%
03 Clarendon	625	152/ 24%	171/ 27%	323/ 52%	84/ 13%	106/ 17%	70/ 11%	42/ 7%
ACTIVE	625	152/ 24%	171/ 27%	323/ 52%	84/ 13%	106/ 17%	70/ 11%	42/ 7%
TRANSFER	0	0/ 0%	0/ 0%	0/ 0%	0/ 0%	0/ 0%	0/ 0%	0/ 0%
Lee	127	67/ 53%	33/ 26%	100/ 79%	12/ 9%	6/ 5%	4/ 3%	5/ 4%
ACTIVE	127	67/ 53%	33/ 26%	100/ 79%	12/ 9%	6/ 5%	4/ 3%	5/ 4%
TRANSFER	0	0/ 0%	0/ 0%	0/ 0%	0/ 0%	0/ 0%	0/ 0%	0/ 0%
Sumter	3,063	747/ 24%	580/ 19%	1,327/ 43%	478/ 16%	364/ 12%	444/ 14%	450/ 15%
ACTIVE	3,062	747/ 24%	579/ 19%	1,326/ 43%	478/ 16%	364/ 12%	444/ 15%	450/ 15%
TRANSFER	1	0/ 0%	1/100%	1/100%	0/ 0%	0/ 0%	0/ 0%	0/ 0%
Williamsburg	336	119/ 35%	64/ 19%	183/ 54%	33/ 10%	27/ 8%	33/ 10%	60/ 18%
ACTIVE	336	119/ 35%	64/ 19%	183/ 54%	33/ 10%	27/ 8%	33/ 10%	60/ 18%
TRANSFER	0	0/ 0%	0/ 0%	0/ 0%	0/ 0%	0/ 0%	0/ 0%	0/ 0%
3rd CIRCUIT	4,151	1,085/ 26%	848/ 20%	1,933/ 47%	607/ 15%	503/ 12%	551/ 13%	557/ 13%
ACTIVE	4,150	1,085/ 26%	847/ 20%	1,932/ 47%	607/ 15%	503/ 12%	551/ 13%	557/ 13%
TRANSFER	1	0/ 0%	1/100%	1/100%	0/ 0%	0/ 0%	0/ 0%	0/ 0%

PROGRAM-ID CRM75
 FOR DATE 06/30/2004
 RUN DATE 07/20/2004

SOUTH CAROLINA COURT ADMINISTRATION
 CRIMINAL RECORDS MANAGEMENT
 AGE OF PENDING CRIMINAL CASES REPORT

CIRCUIT/COUNTY	TOTAL PENDING	0 - 90 DAYS	91 - 180 DAYS	TOTAL 180 DAYS	181 - 270 DAYS	271 - 365 DAYS	366 - 540 DAYS	541 DAYS OR MORE
04 Chesterfield	1,190	237/ 20%	226/ 19%	463/ 39%	138/ 12%	175/ 15%	238/ 20%	176/ 15%
ACTIVE	1,190	237/ 20%	226/ 19%	463/ 39%	138/ 12%	175/ 15%	238/ 20%	176/ 15%
TRANSFER	0	0/ 0%	0/ 0%	0/ 0%	0/ 0%	0/ 0%	0/ 0%	0/ 0%
Darlington	1,654	464/ 28%	373/ 23%	837/ 51%	323/ 20%	258/ 16%	153/ 9%	83/ 5%
ACTIVE	1,654	464/ 28%	373/ 23%	837/ 51%	323/ 20%	258/ 16%	153/ 9%	83/ 5%
TRANSFER	0	0/ 0%	0/ 0%	0/ 0%	0/ 0%	0/ 0%	0/ 0%	0/ 0%
Dillon	475	134/ 28%	109/ 23%	243/ 51%	73/ 15%	40/ 8%	75/ 16%	44/ 9%
ACTIVE	475	134/ 28%	109/ 23%	243/ 51%	73/ 15%	40/ 8%	75/ 16%	44/ 9%
TRANSFER	0	0/ 0%	0/ 0%	0/ 0%	0/ 0%	0/ 0%	0/ 0%	0/ 0%
Marlboro	1,179	124/ 11%	134/ 11%	258/ 22%	110/ 9%	149/ 13%	260/ 22%	402/ 34%
ACTIVE	1,179	124/ 11%	134/ 11%	258/ 22%	110/ 9%	149/ 13%	260/ 22%	402/ 34%
TRANSFER	0	0/ 0%	0/ 0%	0/ 0%	0/ 0%	0/ 0%	0/ 0%	0/ 0%
4th CIRCUIT	4,498	959/ 21%	842/ 19%	1,801/ 40%	644/ 14%	622/ 14%	726/ 16%	705/ 16%
ACTIVE	4,498	959/ 21%	842/ 19%	1,801/ 40%	644/ 14%	622/ 14%	726/ 16%	705/ 16%
TRANSFER	0	0/ 0%	0/ 0%	0/ 0%	0/ 0%	0/ 0%	0/ 0%	0/ 0%
05 Kershaw	762	224/ 29%	141/ 19%	365/ 48%	68/ 9%	72/ 9%	100/ 13%	157/ 21%
ACTIVE	762	224/ 29%	141/ 19%	365/ 48%	68/ 9%	72/ 9%	100/ 13%	157/ 21%
TRANSFER	0	0/ 0%	0/ 0%	0/ 0%	0/ 0%	0/ 0%	0/ 0%	0/ 0%
Richland	4,728	1,764/ 37%	1,251/ 26%	3,015/ 64%	514/ 11%	299/ 6%	324/ 7%	576/ 12%
ACTIVE	4,725	1,764/ 37%	1,251/ 26%	3,015/ 64%	514/ 11%	299/ 6%	324/ 7%	573/ 12%
TRANSFER	3	0/ 0%	0/ 0%	0/ 0%	0/ 0%	0/ 0%	0/ 0%	3/100%
5th CIRCUIT	5,490	1,988/ 36%	1,392/ 25%	3,380/ 62%	582/ 11%	371/ 7%	424/ 8%	733/ 13%
ACTIVE	5,487	1,988/ 36%	1,392/ 25%	3,380/ 62%	582/ 11%	371/ 7%	424/ 8%	730/ 13%
TRANSFER	3	0/ 0%	0/ 0%	0/ 0%	0/ 0%	0/ 0%	0/ 0%	3/100%
06 Chester	1,151	121/ 11%	122/ 11%	243/ 21%	122/ 11%	108/ 9%	166/ 14%	512/ 44%
ACTIVE	1,151	121/ 11%	122/ 11%	243/ 21%	122/ 11%	108/ 9%	166/ 14%	512/ 44%
TRANSFER	0	0/ 0%	0/ 0%	0/ 0%	0/ 0%	0/ 0%	0/ 0%	0/ 0%
Fairfield	589	104/ 18%	92/ 16%	196/ 33%	67/ 11%	59/ 10%	68/ 12%	199/ 34%
ACTIVE	588	103/ 18%	92/ 16%	195/ 33%	67/ 11%	59/ 10%	68/ 12%	199/ 34%
TRANSFER	1	1/100%	0/ 0%	1/100%	0/ 0%	0/ 0%	0/ 0%	0/ 0%
Lancaster	2,942	219/ 7%	202/ 7%	421/ 14%	135/ 5%	190/ 6%	250/ 8%	1,946/ 66%
ACTIVE	2,927	219/ 7%	202/ 7%	421/ 14%	134/ 5%	190/ 6%	244/ 8%	1,938/ 66%
TRANSFER	15	0/ 0%	0/ 0%	0/ 0%	1/ 7%	0/ 0%	6/ 40%	8/ 53%
6th CIRCUIT	4,682	444/ 9%	416/ 9%	860/ 18%	324/ 7%	357/ 8%	484/ 10%	2,657/ 57%
ACTIVE	4,666	443/ 9%	416/ 9%	859/ 18%	323/ 7%	357/ 8%	478/ 10%	2,649/ 57%
TRANSFER	16	1/ 6%	0/ 0%	1/ 6%	1/ 6%	0/ 0%	6/ 38%	8/ 50%

PROGRAM-ID CRM75
 FOR DATE 06/30/2004
 RUN DATE 07/20/2004

SOUTH CAROLINA COURT ADMINISTRATION
 CRIMINAL RECORDS MANAGEMENT
 AGE OF PENDING CRIMINAL CASES REPORT

CIRCUIT/COUNTY	TOTAL PENDING	0 - 90 DAYS	91 - 180 DAYS	TOTAL 180 DAYS	181 - 270 DAYS	271 - 365 DAYS	366 - 540 DAYS	541 DAYS OR MORE
07 Cherokee	922	271/ 29%	210/ 23%	481/ 52%	128/ 14%	74/ 8%	125/ 14%	114/ 12%
ACTIVE	920	271/ 29%	210/ 23%	481/ 52%	128/ 14%	73/ 8%	125/ 14%	113/ 12%
TRANSFER	2	0/ 0%	0/ 0%	0/ 0%	0/ 0%	1/ 50%	0/ 0%	1/ 50%
Spartanburg	6,763	1,474/ 22%	1,045/ 15%	2,519/ 37%	763/ 11%	869/ 13%	1,075/ 16%	1,537/ 23%
ACTIVE	6,731	1,467/ 22%	1,038/ 15%	2,505/ 37%	762/ 11%	862/ 13%	1,074/ 16%	1,528/ 23%
TRANSFER	32	7/ 22%	7/ 22%	14/ 44%	1/ 3%	7/ 22%	1/ 3%	9/ 28%
7th CIRCUIT	7,685	1,745/ 23%	1,255/ 16%	3,000/ 39%	891/ 12%	943/ 12%	1,200/ 16%	1,651/ 21%
ACTIVE	7,651	1,738/ 23%	1,248/ 16%	2,986/ 39%	890/ 12%	935/ 12%	1,199/ 16%	1,641/ 21%
TRANSFER	34	7/ 21%	7/ 21%	14/ 41%	1/ 3%	8/ 24%	1/ 3%	10/ 29%
08 Abbeville	441	94/ 21%	80/ 18%	174/ 39%	72/ 16%	57/ 13%	56/ 13%	82/ 19%
ACTIVE	441	94/ 21%	80/ 18%	174/ 39%	72/ 16%	57/ 13%	56/ 13%	82/ 19%
TRANSFER	0	0/ 0%	0/ 0%	0/ 0%	0/ 0%	0/ 0%	0/ 0%	0/ 0%
Greenwood	1,072	336/ 31%	196/ 18%	532/ 50%	311/ 29%	88/ 8%	69/ 6%	72/ 7%
ACTIVE	1,063	336/ 32%	196/ 18%	532/ 50%	309/ 29%	86/ 8%	69/ 6%	67/ 6%
TRANSFER	9	0/ 0%	0/ 0%	0/ 0%	2/ 22%	2/ 22%	0/ 0%	5/ 56%
Laurens	1,464	388/ 27%	334/ 23%	722/ 49%	230/ 16%	131/ 9%	144/ 10%	237/ 16%
ACTIVE	1,451	388/ 27%	329/ 23%	717/ 49%	230/ 16%	131/ 9%	144/ 10%	229/ 16%
TRANSFER	13	0/ 0%	5/ 38%	5/ 38%	0/ 0%	0/ 0%	0/ 0%	8/ 62%
Newberry	468	106/ 23%	104/ 22%	210/ 45%	74/ 16%	51/ 11%	69/ 15%	64/ 14%
ACTIVE	467	106/ 23%	104/ 22%	210/ 45%	74/ 16%	51/ 11%	69/ 15%	63/ 13%
TRANSFER	1	0/ 0%	0/ 0%	0/ 0%	0/ 0%	0/ 0%	0/ 0%	1/100%
8th CIRCUIT	3,445	924/ 27%	714/ 21%	1,638/ 48%	687/ 20%	327/ 9%	338/ 10%	455/ 13%
ACTIVE	3,422	924/ 27%	709/ 21%	1,633/ 48%	685/ 20%	325/ 9%	338/ 10%	441/ 13%
TRANSFER	23	0/ 0%	5/ 22%	5/ 22%	2/ 9%	2/ 9%	0/ 0%	14/ 61%
09 Berkeley	1,652	539/ 33%	400/ 24%	939/ 57%	202/ 12%	204/ 12%	149/ 9%	158/ 10%
ACTIVE	1,652	539/ 33%	400/ 24%	939/ 57%	202/ 12%	204/ 12%	149/ 9%	158/ 10%
TRANSFER	0	0/ 0%	0/ 0%	0/ 0%	0/ 0%	0/ 0%	0/ 0%	0/ 0%
Charleston	8,418	2,245/ 27%	1,880/ 22%	4,125/ 49%	1,183/ 14%	993/ 12%	1,097/ 13%	1,020/ 12%
ACTIVE	8,418	2,245/ 27%	1,880/ 22%	4,125/ 49%	1,183/ 14%	993/ 12%	1,097/ 13%	1,020/ 12%
TRANSFER	0	0/ 0%	0/ 0%	0/ 0%	0/ 0%	0/ 0%	0/ 0%	0/ 0%
9th CIRCUIT	10,070	2,784/ 28%	2,280/ 23%	5,064/ 50%	1,385/ 14%	1,197/ 12%	1,246/ 12%	1,178/ 12%
ACTIVE	10,070	2,784/ 28%	2,280/ 23%	5,064/ 50%	1,385/ 14%	1,197/ 12%	1,246/ 12%	1,178/ 12%
TRANSFER	0	0/ 0%	0/ 0%	0/ 0%	0/ 0%	0/ 0%	0/ 0%	0/ 0%

PROGRAM-ID CRM75
 FOR DATE 06/30/2004
 RUN DATE 07/20/2004

SOUTH CAROLINA COURT ADMINISTRATION
 CRIMINAL RECORDS MANAGEMENT
 AGE OF PENDING CRIMINAL CASES REPORT

PAGE 4

CIRCUIT/COUNTY	TOTAL PENDING	0 - 90 DAYS	91 - 180 DAYS	TOTAL 180 DAYS	181 - 270 DAYS	271 - 365 DAYS	366 - 540 DAYS	541 DAYS OR MORE
10 Anderson	2,734	923/ 34%	749/ 27%	1,672/ 61%	482/ 18%	287/ 10%	134/ 5%	159/ 6%
ACTIVE	2,725	922/ 34%	749/ 27%	1,671/ 61%	480/ 18%	287/ 11%	133/ 5%	154/ 6%
TRANSFER	9	1/ 11%	0/ 0%	1/ 11%	2/ 22%	0/ 0%	1/ 11%	5/ 56%
Oconee	1,599	547/ 34%	402/ 25%	949/ 59%	368/ 23%	213/ 13%	53/ 3%	16/ 1%
ACTIVE	1,599	547/ 34%	402/ 25%	949/ 59%	368/ 23%	213/ 13%	53/ 3%	16/ 1%
TRANSFER	0	0/ 0%	0/ 0%	0/ 0%	0/ 0%	0/ 0%	0/ 0%	0/ 0%
10th CIRCUIT	4,333	1,470/ 34%	1,151/ 27%	2,621/ 60%	850/ 20%	500/ 12%	187/ 4%	175/ 4%
ACTIVE	4,324	1,469/ 34%	1,151/ 27%	2,620/ 61%	848/ 20%	500/ 12%	186/ 4%	170/ 4%
TRANSFER	9	1/ 11%	0/ 0%	1/ 11%	2/ 22%	0/ 0%	1/ 11%	5/ 56%
11 Edgefield	304	116/ 38%	59/ 19%	175/ 58%	37/ 12%	42/ 14%	22/ 7%	28/ 9%
ACTIVE	304	116/ 38%	59/ 19%	175/ 58%	37/ 12%	42/ 14%	22/ 7%	28/ 9%
TRANSFER	0	0/ 0%	0/ 0%	0/ 0%	0/ 0%	0/ 0%	0/ 0%	0/ 0%
Lexington	9,399	1,419/ 15%	1,063/ 11%	2,482/ 26%	1,002/ 11%	935/ 10%	1,371/ 15%	3,609/ 38%
ACTIVE	9,140	1,372/ 15%	1,022/ 11%	2,394/ 26%	972/ 11%	923/ 10%	1,328/ 15%	3,523/ 39%
TRANSFER	259	47/ 18%	41/ 16%	88/ 34%	30/ 12%	12/ 5%	43/ 17%	86/ 33%
McCormick	116	22/ 19%	23/ 20%	45/ 39%	8/ 7%	1/ 1%	8/ 7%	54/ 47%
ACTIVE	116	22/ 19%	23/ 20%	45/ 39%	8/ 7%	1/ 1%	8/ 7%	54/ 47%
TRANSFER	0	0/ 0%	0/ 0%	0/ 0%	0/ 0%	0/ 0%	0/ 0%	0/ 0%
Saluda	327	107/ 33%	62/ 19%	169/ 52%	53/ 16%	7/ 2%	19/ 6%	79/ 24%
ACTIVE	327	107/ 33%	62/ 19%	169/ 52%	53/ 16%	7/ 2%	19/ 6%	79/ 24%
TRANSFER	0	0/ 0%	0/ 0%	0/ 0%	0/ 0%	0/ 0%	0/ 0%	0/ 0%
11th CIRCUIT	10,146	1,664/ 16%	1,207/ 12%	2,871/ 28%	1,100/ 11%	985/ 10%	1,420/ 14%	3,770/ 37%
ACTIVE	9,887	1,617/ 16%	1,166/ 12%	2,783/ 28%	1,070/ 11%	973/ 10%	1,377/ 14%	3,684/ 37%
TRANSFER	259	47/ 18%	41/ 16%	88/ 34%	30/ 12%	12/ 5%	43/ 17%	86/ 33%
12 Florence	1,659	489/ 29%	361/ 22%	850/ 51%	192/ 12%	186/ 11%	155/ 9%	276/ 17%
ACTIVE	1,659	489/ 29%	361/ 22%	850/ 51%	192/ 12%	186/ 11%	155/ 9%	276/ 17%
TRANSFER	0	0/ 0%	0/ 0%	0/ 0%	0/ 0%	0/ 0%	0/ 0%	0/ 0%
Marion	802	127/ 16%	143/ 18%	270/ 34%	140/ 17%	62/ 8%	76/ 9%	254/ 32%
ACTIVE	801	127/ 16%	143/ 18%	270/ 34%	140/ 17%	62/ 8%	76/ 9%	253/ 32%
TRANSFER	1	0/ 0%	0/ 0%	0/ 0%	0/ 0%	0/ 0%	0/ 0%	1/100%
12th CIRCUIT	2,461	616/ 25%	504/ 20%	1,120/ 46%	332/ 13%	248/ 10%	231/ 9%	530/ 22%
ACTIVE	2,460	616/ 25%	504/ 20%	1,120/ 46%	332/ 13%	248/ 10%	231/ 9%	529/ 22%
TRANSFER	1	0/ 0%	0/ 0%	0/ 0%	0/ 0%	0/ 0%	0/ 0%	1/100%

PROGRAM-ID CRM75
 FOR DATE 06/30/2004
 RUN DATE 07/20/2004

SOUTH CAROLINA COURT ADMINISTRATION
 CRIMINAL RECORDS MANAGEMENT
 AGE OF PENDING CRIMINAL CASES REPORT

CIRCUIT/COUNTY	TOTAL PENDING	0 - 90 DAYS	91 - 180 DAYS	TOTAL 180 DAYS	181 - 270 DAYS	271 - 365 DAYS	366 - 540 DAYS	541 DAYS OR MORE
13 Greenville	7,479	1,332/ 18%	2,028/ 27%	3,360/ 45%	1,285/ 17%	1,172/ 16%	928/ 12%	734/ 10%
ACTIVE	7,440	1,332/ 18%	2,021/ 27%	3,353/ 45%	1,279/ 17%	1,159/ 16%	924/ 12%	725/ 10%
TRANSFER	39	0/ 0%	7/ 18%	7/ 18%	6/ 15%	13/ 33%	4/ 10%	9/ 23%
Pickens	1,831	586/ 32%	556/ 30%	1,142/ 62%	287/ 16%	182/ 10%	122/ 7%	98/ 5%
ACTIVE	1,819	584/ 32%	547/ 30%	1,131/ 62%	287/ 16%	182/ 10%	121/ 7%	98/ 5%
TRANSFER	12	2/ 17%	9/ 75%	11/ 92%	0/ 0%	0/ 0%	1/ 8%	0/ 0%
13th CIRCUIT	9,310	1,918/ 21%	2,584/ 28%	4,502/ 48%	1,572/ 17%	1,354/ 15%	1,050/ 11%	832/ 9%
ACTIVE	9,259	1,916/ 21%	2,568/ 28%	4,484/ 48%	1,566/ 17%	1,341/ 14%	1,045/ 11%	823/ 9%
TRANSFER	51	2/ 4%	16/ 31%	18/ 35%	6/ 12%	13/ 25%	5/ 10%	9/ 18%
14 Allendale	132	38/ 29%	44/ 33%	82/ 62%	7/ 5%	7/ 5%	9/ 7%	27/ 20%
ACTIVE	132	38/ 29%	44/ 33%	82/ 62%	7/ 5%	7/ 5%	9/ 7%	27/ 20%
TRANSFER	0	0/ 0%	0/ 0%	0/ 0%	0/ 0%	0/ 0%	0/ 0%	0/ 0%
Beaufort	1,566	418/ 27%	337/ 22%	755/ 48%	156/ 10%	178/ 11%	192/ 12%	285/ 18%
ACTIVE	1,566	418/ 27%	337/ 22%	755/ 48%	156/ 10%	178/ 11%	192/ 12%	285/ 18%
TRANSFER	0	0/ 0%	0/ 0%	0/ 0%	0/ 0%	0/ 0%	0/ 0%	0/ 0%
Colleton	535	126/ 24%	125/ 23%	251/ 47%	79/ 15%	37/ 7%	57/ 11%	111/ 21%
ACTIVE	535	126/ 24%	125/ 23%	251/ 47%	79/ 15%	37/ 7%	57/ 11%	111/ 21%
TRANSFER	0	0/ 0%	0/ 0%	0/ 0%	0/ 0%	0/ 0%	0/ 0%	0/ 0%
Hampton	260	59/ 23%	67/ 26%	126/ 48%	43/ 17%	39/ 15%	24/ 9%	28/ 11%
ACTIVE	260	59/ 23%	67/ 26%	126/ 48%	43/ 17%	39/ 15%	24/ 9%	28/ 11%
TRANSFER	0	0/ 0%	0/ 0%	0/ 0%	0/ 0%	0/ 0%	0/ 0%	0/ 0%
Jasper	321	138/ 43%	80/ 25%	218/ 68%	42/ 13%	21/ 7%	18/ 6%	22/ 7%
ACTIVE	314	138/ 44%	75/ 24%	213/ 68%	41/ 13%	20/ 6%	18/ 6%	22/ 7%
TRANSFER	7	0/ 0%	5/ 71%	5/ 71%	1/ 14%	1/ 14%	0/ 0%	0/ 0%
14th CIRCUIT	2,814	779/ 28%	653/ 23%	1,432/ 51%	327/ 12%	282/ 10%	300/ 11%	473/ 17%
ACTIVE	2,807	779/ 28%	648/ 23%	1,427/ 51%	326/ 12%	281/ 10%	300/ 11%	473/ 17%
TRANSFER	7	0/ 0%	5/ 71%	5/ 71%	1/ 14%	1/ 14%	0/ 0%	0/ 0%
15 Georgetown	892	297/ 33%	195/ 22%	492/ 55%	110/ 12%	54/ 6%	112/ 13%	124/ 14%
ACTIVE	892	297/ 33%	195/ 22%	492/ 55%	110/ 12%	54/ 6%	112/ 13%	124/ 14%
TRANSFER	0	0/ 0%	0/ 0%	0/ 0%	0/ 0%	0/ 0%	0/ 0%	0/ 0%
Horry	4,525	1,253/ 28%	931/ 21%	2,184/ 48%	415/ 9%	467/ 10%	589/ 13%	870/ 19%
ACTIVE	4,525	1,253/ 28%	931/ 21%	2,184/ 48%	415/ 9%	467/ 10%	589/ 13%	870/ 19%
TRANSFER	0	0/ 0%	0/ 0%	0/ 0%	0/ 0%	0/ 0%	0/ 0%	0/ 0%
15th CIRCUIT	5,417	1,550/ 29%	1,126/ 21%	2,676/ 49%	525/ 10%	521/ 10%	701/ 13%	994/ 18%
ACTIVE	5,417	1,550/ 29%	1,126/ 21%	2,676/ 49%	525/ 10%	521/ 10%	701/ 13%	994/ 18%
TRANSFER	0	0/ 0%	0/ 0%	0/ 0%	0/ 0%	0/ 0%	0/ 0%	0/ 0%

PROGRAM-ID CRM75
 FOR DATE 06/30/2004
 RUN DATE 07/20/2004

SOUTH CAROLINA COURT ADMINISTRATION
 CRIMINAL RECORDS MANAGEMENT
 AGE OF PENDING CRIMINAL CASES REPORT

PAGE 6

CIRCUIT/COUNTY	TOTAL PENDING	0 - 90 DAYS	91 - 180 DAYS	TOTAL 180 DAYS	181 - 270 DAYS	271 - 365 DAYS	366 - 540 DAYS	541 DAYS OR MORE
16 Union	591	138/ 23%	206/ 35%	344/ 58%	170/ 29%	36/ 6%	28/ 5%	13/ 2%
ACTIVE	578	138/ 24%	198/ 34%	336/ 58%	166/ 29%	35/ 6%	28/ 5%	13/ 2%
TRANSFER	13	0/ 0%	8/ 62%	8/ 62%	4/ 31%	1/ 8%	0/ 0%	0/ 0%
York	2,727	1,087/ 40%	768/ 28%	1,855/ 68%	348/ 13%	145/ 5%	121/ 4%	258/ 9%
ACTIVE	2,698	1,082/ 40%	757/ 28%	1,839/ 68%	336/ 12%	144/ 5%	121/ 4%	258/ 10%
TRANSFER	29	5/ 17%	11/ 38%	16/ 55%	12/ 41%	1/ 3%	0/ 0%	0/ 0%
16th CIRCUIT	3,318	1,225/ 37%	974/ 29%	2,199/ 66%	518/ 16%	181/ 5%	149/ 4%	271/ 8%
ACTIVE	3,276	1,220/ 37%	955/ 29%	2,175/ 66%	502/ 15%	179/ 5%	149/ 5%	271/ 8%
TRANSFER	42	5/ 12%	19/ 45%	24/ 57%	16/ 38%	2/ 5%	0/ 0%	0/ 0%
St Grand Jury	41	0/ 0%	0/ 0%	0/ 0%	0/ 0%	0/ 0%	0/ 0%	41/100%
ACTIVE	41	0/ 0%	0/ 0%	0/ 0%	0/ 0%	0/ 0%	0/ 0%	41/100%
TRANSFER	0	0/ 0%	0/ 0%	0/ 0%	0/ 0%	0/ 0%	0/ 0%	0/ 0%
STATEWIDE	83,593	20,678/ 25%	16,973/ 20%	37,651/ 45%	10,995/ 13%	9,016/ 11%	9,818/ 12%	16,113/ 19%
ACTIVE	83,126	20,609/ 25%	16,871/ 25%	37,480/ 45%	10,936/ 13%	8,976/ 11%	9,760/ 12%	15,974/ 19%
TRANSFER	467	69/ 15%	102/ 22%	171/ 37%	59/ 13%	40/ 9%	58/ 12%	139/ 30%

PROGRAM-ID CRM90
 FOR PERIOD 07/01/2003 THRU 06/30/2004

SOUTH CAROLINA COURT ADMINISTRATION
 CRIMINAL RECORDS MANAGEMENT
 Summary of Criminal Records Disposition by Type

PAGE 1

RUN DATE 07/20/2004

CIRCUIT/COUNTY	DISP DURING PERIOD	GUILTY PLEA	TRIAL: GUILTY	TOTAL CONVICT	TRIAL NOT GUILTY	PROS ENDED/ NOL PROS	PTI/ JUD COMMIT	TOTAL JUD DISM	NON- CONVICT	REMAND	DISM AT PRELIM/ NO BILL	FAIL TO APPEAR	OTHER	TOTAL OTHER
01 Calhoun														
JUL2003 - JUN2004	367 0%	123 0%	3 1%	126 0%	2 1%	127 0%	10 0%	0 0%	139 0%	62 2%	16 1%	24 1%	0 0%	102 1%
Dorchester														
JUL2003 - JUN2004	1,312 1%	747 2%	6 1%	753 2%	5 2%	284 1%	76 1%	1 1%	366 1%	107 3%	26 1%	60 1%	0 0%	193 2%
Orangeburg														
JUL2003 - JUN2004	2,354 2%	1,185 3%	16 3%	1,201 3%	12 4%	730 2%	103 2%	15 9%	860 2%	155 4%	43 2%	95 2%	0 0%	293 3%
1st CIRCUIT														
JUL2003 - JUN2004	4,033 4%	2,055 4%	25 4%	2,080 4%	19 6%	1,141 3%	189 3%	16 10%	1,365 3%	324 8%	85 3%	179 4%	0 0%	588 5%
02 Aiken														
JUL2003 - JUN2004	3,230 3%	1,279 3%	19 3%	1,298 3%	9 3%	1,504 4%	220 4%	1 1%	1,734 4%	102 3%	35 1%	61 1%	0 0%	198 2%
Bamberg														
JUL2003 - JUN2004	344 0%	95 0%	7 1%	102 0%	2 1%	180 0%	17 0%	0 0%	199 0%	36 1%	0 0%	7 0%	0 0%	43 0%
Barnwell														
JUL2003 - JUN2004	463 0%	140 0%	1 0%	141 0%	3 1%	250 1%	16 0%	0 0%	269 1%	45 1%	1 0%	7 0%	0 0%	53 0%
2nd CIRCUIT														
JUL2003 - JUN2004	4,037 4%	1,514 3%	27 5%	1,541 3%	14 4%	1,934 5%	253 4%	1 1%	2,202 5%	183 5%	36 1%	75 2%	0 0%	294 3%
03 Clarendon														
JUL2003 - JUN2004	742 1%	275 1%	5 1%	280 1%	4 1%	324 1%	0 0%	3 2%	331 1%	36 1%	38 2%	57 1%	0 0%	131 1%
Lee														
JUL2003 - JUN2004	336 0%	129 0%	2 0%	131 0%	8 3%	104 0%	18 0%	0 0%	130 0%	23 1%	40 2%	12 0%	0 0%	75 1%
Sumter														
JUL2003 - JUN2004	2,671 3%	1,119 2%	20 3%	1,139 2%	27 9%	1,286 3%	84 1%	0 0%	1,397 3%	94 2%	1 0%	40 1%	0 0%	135 1%
Williamsburg														
JUL2003 - JUN2004	637 1%	261 1%	14 2%	275 1%	5 2%	208 0%	0 0%	1 1%	214 0%	26 1%	101 4%	16 0%	5 1%	148 1%
3rd CIRCUIT														
JUL2003 - JUN2004	4,386 4%	1,784 4%	41 7%	1,825 4%	44 14%	1,922 5%	102 2%	4 2%	2,072 4%	179 4%	180 7%	125 3%	5 1%	489 4%

PROGRAM-ID CRM90
 FOR PERIOD 07/01/2003 THRU 06/30/2004

SOUTH CAROLINA COURT ADMINISTRATION
 CRIMINAL RECORDS MANAGEMENT
 Summary of Criminal Records Disposition by Type

PAGE 2

RUN DATE 07/20/2004

CIRCUIT/COUNTY	DISP DURING PERIOD	GUILTY PLEA	TRIAL: GUILTY	TOTAL CONVICT	TRIAL NOT GUILTY	PROS ENDED/ NOL PROS	PTI/ JUD COMMIT	TOTAL JUD DISM	NON- CONVICT	REMAND	DISM AT PRELIM/ NO BILL	FAIL TO APPEAR	OTHER	TOTAL OTHER
04 Chesterfield JUL2003 - JUN2004	1,171 1%	412 1%	0 0%	412 1%	1 0%	473 1%	168 3%	0 0%	642 1%	23 1%	48 2%	46 1%	0 0%	117 1%
Darlington JUL2003 - JUN2004	2,397 2%	746 2%	0 0%	746 2%	3 1%	1,131 3%	229 4%	0 0%	1,363 3%	164 4%	95 4%	29 1%	0 0%	288 3%
Dillon JUL2003 - JUN2004	868 1%	452 1%	2 0%	454 1%	2 1%	245 1%	45 1%	1 1%	293 1%	36 1%	76 3%	9 0%	0 0%	121 1%
Marlboro JUL2003 - JUN2004	1,240 1%	586 1%	9 2%	595 1%	4 1%	470 1%	79 1%	0 0%	553 1%	34 1%	56 2%	2 0%	0 0%	92 1%
4th CIRCUIT JUL2003 - JUN2004	5,676 5%	2,196 5%	11 2%	2,207 5%	10 3%	2,319 5%	521 9%	1 1%	2,851 6%	257 6%	275 11%	86 2%	0 0%	618 6%
05 Kershaw JUL2003 - JUN2004	1,875 2%	509 1%	3 1%	512 1%	0 0%	888 2%	63 1%	1 1%	952 2%	121 3%	5 0%	276 6%	9 2%	411 4%
Richland JUL2003 - JUN2004	9,556 9%	4,712 10%	46 8%	4,758 10%	17 5%	3,118 7%	328 6%	31 19%	3,494 7%	131 3%	499 20%	631 15%	43 10%	1,304 12%
5th CIRCUIT JUL2003 - JUN2004	11,431 11%	5,221 11%	49 8%	5,270 11%	17 5%	4,006 9%	391 7%	32 19%	4,446 9%	252 6%	504 20%	907 21%	52 12%	1,715 15%
06 Chester JUL2003 - JUN2004	741 1%	197 0%	4 1%	201 0%	4 1%	340 1%	111 2%	0 0%	455 1%	57 1%	28 1%	0 0%	0 0%	85 1%
Fairfield JUL2003 - JUN2004	780 1%	291 1%	7 1%	298 1%	0 0%	364 1%	1 0%	2 1%	367 1%	45 1%	27 1%	43 1%	0 0%	115 1%
Lancaster JUL2003 - JUN2004	1,236 1%	678 1%	11 2%	689 1%	5 2%	402 1%	59 1%	0 0%	466 1%	49 1%	3 0%	29 1%	0 0%	81 1%
6th CIRCUIT JUL2003 - JUN2004	2,757 3%	1,166 3%	22 4%	1,188 3%	9 3%	1,106 3%	171 3%	2 1%	1,288 3%	151 4%	58 2%	72 2%	0 0%	281 3%

RUN DATE 07/20/2004

CIRCUIT/COUNTY	DISP DURING PERIOD	GUILTY PLEA	TRIAL: GUILTY	TOTAL CONVICT	TRIAL NOT GUILTY	PROS ENDED/ NOL PROS	PTI/ JUD COMMIT	TOTAL JUD DISM	NON- CONVICT	REMAND	DISM AT PRELIM/ NO BILL	FAIL TO APPEAR	OTHER	TOTAL OTHER
07 Cherokee JUL2003 - JUN2004	1,740 2%	847 2%	19 3%	866 2%	6 2%	728 2%	30 1%	1 1%	765 2%	78 2%	0 0%	31 1%	0 0%	109 1%
Spartanburg JUL2003 - JUN2004	6,761 6%	2,769 6%	41 7%	2,810 6%	25 8%	3,375 8%	122 2%	3 2%	3,525 7%	160 4%	34 1%	173 4%	59 14%	426 4%
7th CIRCUIT JUL2003 - JUN2004	8,501 8%	3,616 8%	60 10%	3,676 8%	31 10%	4,103 10%	152 3%	4 2%	4,290 9%	238 6%	34 1%	204 5%	59 14%	535 5%
08 Abbeville JUL2003 - JUN2004	686 1%	294 1%	2 0%	296 1%	1 0%	283 1%	45 1%	1 1%	330 1%	32 1%	5 0%	23 1%	0 0%	60 1%
Greenwood JUL2003 - JUN2004	1,963 2%	968 2%	4 1%	972 2%	0 0%	797 2%	137 2%	4 2%	938 2%	40 1%	2 0%	10 0%	1 0%	53 0%
Laurens JUL2003 - JUN2004	1,433 1%	644 1%	5 1%	649 1%	6 2%	607 1%	73 1%	0 0%	686 1%	26 1%	35 1%	37 1%	0 0%	98 1%
Newberry JUL2003 - JUN2004	633 1%	271 1%	0 0%	271 1%	1 0%	253 1%	61 1%	0 0%	315 1%	22 1%	12 0%	13 0%	0 0%	47 0%
8th CIRCUIT JUL2003 - JUN2004	4,715 4%	2,177 5%	11 2%	2,188 5%	8 3%	1,940 5%	316 5%	5 3%	2,269 5%	120 3%	54 2%	83 2%	1 0%	258 2%
09 Berkeley JUL2003 - JUN2004	2,953 3%	1,164 3%	4 1%	1,168 3%	6 2%	1,241 3%	286 5%	1 1%	1,534 3%	108 3%	64 3%	79 2%	0 0%	251 2%
Charleston JUL2003 - JUN2004	8,625 8%	4,078 9%	32 5%	4,110 9%	28 9%	2,576 6%	551 9%	31 19%	3,186 7%	281 7%	585 24%	360 8%	103 24%	1,329 12%
9th CIRCUIT JUL2003 - JUN2004	11,578 11%	5,242 11%	36 6%	5,278 11%	34 11%	3,817 9%	837 14%	32 19%	4,720 10%	389 10%	649 26%	439 10%	103 24%	1,580 14%

PROGRAM-ID CRM90
 FOR PERIOD 07/01/2003 THRU 06/30/2004

SOUTH CAROLINA COURT ADMINISTRATION
 CRIMINAL RECORDS MANAGEMENT
 Summary of Criminal Records Disposition by Type

PAGE 4

RUN DATE 07/20/2004

CIRCUIT/COUNTY	DISP DURING PERIOD	GUILTY PLEA	TRIAL: GUILTY	TOTAL CONVICT	TRIAL NOT GUILTY	PROS ENDED/ NOL PROS	PTI/ JUD COMMIT	TOTAL JUD DISM	NON- CONVICT	REMAND	DISM AT PRELIM/ NO BILL	FAIL TO APPEAR	OTHER	TOTAL OTHER
10 Anderson JUL2003 - JUN2004	4,526 4%	2,150 5%	21 4%	2,171 5%	4 1%	1,575 4%	351 6%	7 4%	1,937 4%	130 3%	68 3%	220 5%	0 0%	418 4%
Oconee JUL2003 - JUN2004	1,619 2%	707 2%	4 1%	711 2%	2 1%	672 2%	128 2%	0 0%	802 2%	82 2%	2 0%	22 1%	0 0%	106 1%
10th CIRCUIT JUL2003 - JUN2004	6,145 6%	2,857 6%	25 4%	2,882 6%	6 2%	2,247 5%	479 8%	7 4%	2,739 6%	212 5%	70 3%	242 6%	0 0%	524 5%
11 Edgefield JUL2003 - JUN2004	506 0%	146 0%	1 0%	147 0%	4 1%	253 1%	36 1%	0 0%	293 1%	41 1%	10 0%	15 0%	0 0%	66 1%
Lexington JUL2003 - JUN2004	4,614 4%	1,583 3%	26 4%	1,609 3%	4 1%	2,229 5%	563 10%	22 13%	2,818 6%	73 2%	4 0%	110 3%	0 0%	187 2%
McCormick JUL2003 - JUN2004	321 0%	75 0%	0 0%	75 0%	7 2%	194 0%	4 0%	0 0%	205 0%	35 1%	0 0%	6 0%	0 0%	41 0%
Saluda JUL2003 - JUN2004	517 0%	149 0%	2 0%	151 0%	4 1%	255 1%	15 0%	0 0%	274 1%	52 1%	12 0%	28 1%	0 0%	92 1%
11th CIRCUIT JUL2003 - JUN2004	5,958 6%	1,953 4%	29 5%	1,982 4%	19 6%	2,931 7%	618 11%	22 13%	3,590 7%	201 5%	26 1%	159 4%	0 0%	386 3%
12 Florence JUL2003 - JUN2004	3,436 3%	1,678 4%	11 2%	1,689 4%	13 4%	1,393 3%	0 0%	1 1%	1,407 3%	241 6%	1 0%	98 2%	0 0%	340 3%
Marion JUL2003 - JUN2004	553 1%	283 1%	6 1%	289 1%	0 0%	209 0%	1 0%	0 0%	210 0%	37 1%	0 0%	17 0%	0 0%	54 0%
12th CIRCUIT JUL2003 - JUN2004	3,989 4%	1,961 4%	17 3%	1,978 4%	13 4%	1,602 4%	1 0%	1 1%	1,617 3%	278 7%	1 0%	115 3%	0 0%	394 4%

PROGRAM-ID CRM90
 FOR PERIOD 07/01/2003 THRU 06/30/2004

SOUTH CAROLINA COURT ADMINISTRATION
 CRIMINAL RECORDS MANAGEMENT
 Summary of Criminal Records Disposition by Type

PAGE 5

RUN DATE 07/20/2004

CIRCUIT/COUNTY	DISP DURING PERIOD	GUILTY PLEA	TRIAL: GUILTY	TOTAL CONVICT	TRIAL NOT GUILTY	PROS ENDED/ NOL PROS	PTI/ JUD COMMIT	TOTAL JUD DISM	NON- CONVICT	REMAND	DISM AT PRELIM/ NO BILL	FAIL TO APPEAR	OTHER	TOTAL OTHER
13 Greenville JUL2003 - JUN2004	11,600 11%	5,259 11%	75 13%	5,334 11%	16 5%	4,438 11%	668 11%	10 6%	5,132 11%	296 7%	48 2%	692 16%	98 22%	1,134 10%
Pickens JUL2003 - JUN2004	3,266 3%	1,736 4%	9 2%	1,745 4%	7 2%	1,079 3%	144 2%	0 0%	1,230 3%	66 2%	4 0%	186 4%	35 8%	291 3%
13th CIRCUIT JUL2003 - JUN2004	14,866 14%	6,995 15%	84 14%	7,079 15%	23 7%	5,517 13%	812 14%	10 6%	6,362 13%	362 9%	52 2%	878 21%	133 31%	1,425 13%
14 Allendale JUL2003 - JUN2004	314 0%	64 0%	0 0%	64 0%	1 0%	144 0%	17 0%	2 1%	164 0%	67 2%	16 1%	3 0%	0 0%	86 1%
Beaufort JUL2003 - JUN2004	1,965 2%	716 2%	20 3%	736 2%	3 1%	647 2%	176 3%	0 0%	826 2%	65 2%	96 4%	219 5%	23 5%	403 4%
Colleton JUL2003 - JUN2004	935 1%	262 1%	3 1%	265 1%	8 3%	400 1%	24 0%	0 0%	432 1%	68 2%	120 5%	50 1%	0 0%	238 2%
Hampton JUL2003 - JUN2004	548 1%	126 0%	11 2%	137 0%	4 1%	269 1%	38 1%	2 1%	313 1%	49 1%	12 0%	37 1%	0 0%	98 1%
Jasper JUL2003 - JUN2004	744 1%	198 0%	1 0%	199 0%	6 2%	401 1%	15 0%	4 2%	426 1%	62 2%	23 1%	32 1%	2 0%	119 1%
14th CIRCUIT JUL2003 - JUN2004	4,506 4%	1,366 3%	35 6%	1,401 3%	22 7%	1,861 4%	270 5%	8 5%	2,161 4%	311 8%	267 11%	341 8%	25 6%	944 8%
15 Georgetown JUL2003 - JUN2004	2,017 2%	654 1%	21 4%	675 1%	4 1%	1,041 2%	144 2%	3 2%	1,192 2%	93 2%	29 1%	28 1%	0 0%	150 1%
Horry JUL2003 - JUN2004	5,796 5%	2,342 5%	25 4%	2,367 5%	15 5%	2,601 6%	288 5%	2 1%	2,906 6%	358 9%	0 0%	165 4%	0 0%	523 5%
15th CIRCUIT JUL2003 - JUN2004	7,813 7%	2,996 7%	46 8%	3,042 7%	19 6%	3,642 9%	432 7%	5 3%	4,098 8%	451 11%	29 1%	193 5%	0 0%	673 6%

PROGRAM-ID CRM90
 FOR PERIOD 07/01/2003 THRU 06/30/2004

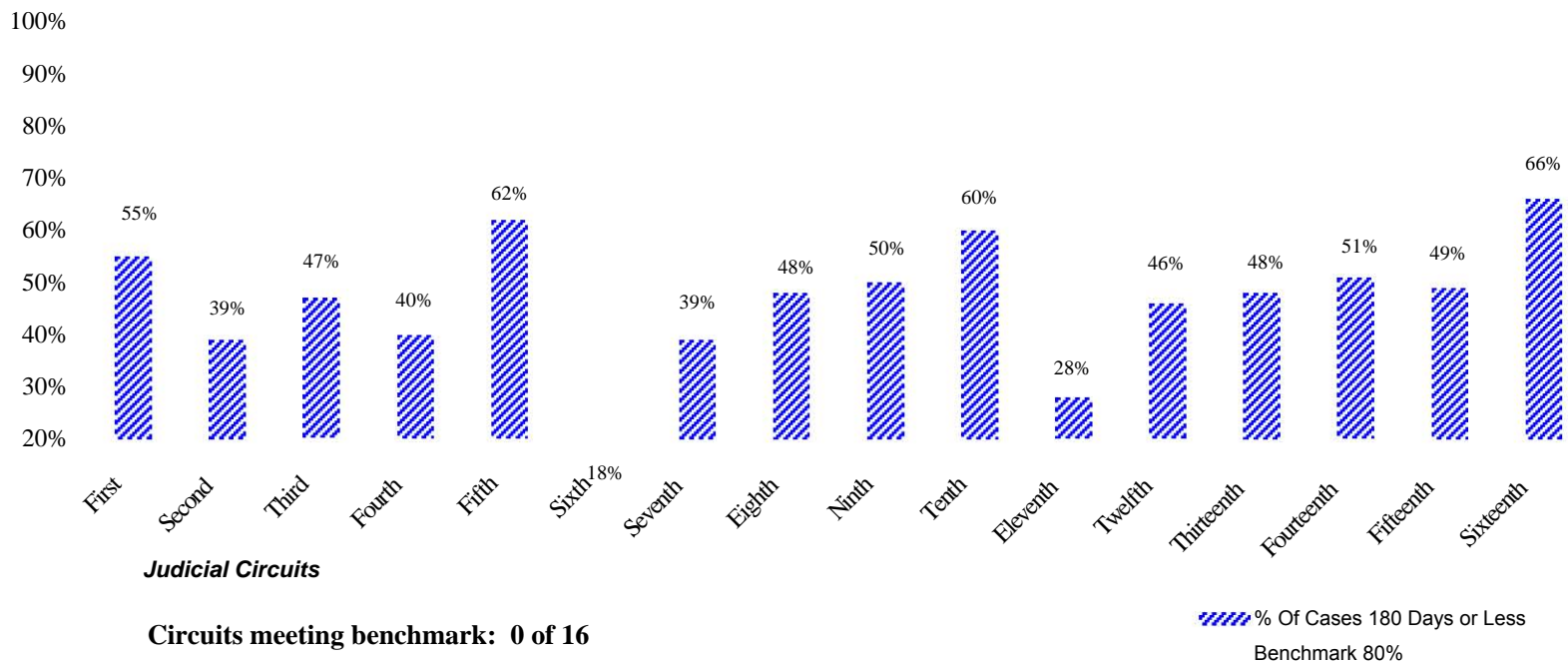
SOUTH CAROLINA COURT ADMINISTRATION
 CRIMINAL RECORDS MANAGEMENT
 Summary of Criminal Records Disposition by Type

PAGE 6

RUN DATE 07/20/2004

CIRCUIT/COUNTY	DISP DURING PERIOD	GUILTY PLEA	TRIAL: GUILTY	TOTAL CONVICT	TRIAL NOT GUILTY	PROS ENDED/ NOL PROS	PTI/ JUD COMMIT	TOTAL JUD DISM	NON- CONVICT	REMAND	DISM AT PRELIM/ NO BILL	FAIL TO APPEAR	OTHER	TOTAL OTHER
16 Union														
JUL2003 - JUN2004	898 1%	377 1%	7 1%	384 1%	3 1%	364 1%	75 1%	4 2%	446 1%	27 1%	12 0%	29 1%	0 0%	68 1%
York														
JUL2003 - JUN2004	5,051 5%	2,529 5%	72 12%	2,601 6%	26 8%	1,785 4%	204 4%	11 7%	2,026 4%	87 2%	147 6%	132 3%	58 13%	424 4%
16th CIRCUIT														
JUL2003 - JUN2004	5,949 6%	2,906 6%	79 13%	2,985 6%	29 9%	2,149 5%	279 5%	15 9%	2,472 5%	114 3%	159 6%	161 4%	58 13%	492 4%
St Grand Jury														
JUL2003 - JUN2004	23 0%	23 0%	0 0%	23 0%	0 0%	0 0%	0 0%	0 0%	0 0%	0 0%	0 0%	0 0%	0 0%	0 0%
STATEWIDE														
JUL2003 - JUN2004	106,363	46,028	597	46,625	317	42,237	5,823	165	48,542	4,022	2,479	4,259	436	11,196

S. C. Criminal/General Sessions Court
Circuits Meeting Benchmark
80% of Pending Docket 180 days or Less
as of June 30, 2004



Source: S.C. Court Administration, CRM 75, June 30, 2004. Run Date: August 20, 2004.

PROGRAM-ID CRM115
 FOR PERIOD 07/01/2003 THRU 06/30/2004
 RUN DATE 07/20/2004

SOUTH CAROLINA COURT ADMINISTRATION
 GENERAL SESSIONS DISPOSITIONS
 BY ALL OFFENSES

PAGE 1

CODE	OFFENSE	DISP INDIT. PERIOD	GUILTY PLEA	TRIAL: GUILTY	TOTAL CONVICT	TRIAL NOT GUILTY	PROS ENDED/ NOL PROS	PTI/ JUD COMMIT	JUD DISM	TOTAL NON- CONVICT	REMAND	DISM AT PRELIM/ NO BILL	FAIL TO APPEAR	OTHER	TOTAL OTHER
0167	*Accessory/After fact to Felony	5	1 20.0%	0 0.0%	1 20.0%	0 0.0%	4 80.0%	0 0.0%	0 0.0%	4 80.0%	0 0.0%	0 0.0%	0 0.0%	0 0.0%	0 0.0%
1244	*Accessory/Motor vehicle aid, abet viol Tit	1	0 0.0%	0 0.0%	0 0.0%	0 0.0%	1 100.0%	0 0.0%	0 0.0%	1 100.0%	0 0.0%	0 0.0%	0 0.0%	0 0.0%	0 0.0%
0481	*Alcohol/Boating under influence, w/injury	1	0 0.0%	0 0.0%	0 0.0%	0 0.0%	1 100.0%	0 0.0%	0 0.0%	1 100.0%	0 0.0%	0 0.0%	0 0.0%	0 0.0%	0 0.0%
0347	*Alcohol/Stills	1	1 100.0%	0 0.0%	1 100.0%	0 0.0%	0 0.0%	0 0.0%	0 0.0%	0 0.0%	0 0.0%	0 0.0%	0 0.0%	0 0.0%	0 0.0%
0611	*Alcohol/Unlawful possession & cons of alcohol	1	0 0.0%	0 0.0%	0 0.0%	0 0.0%	0 0.0%	1 100.0%	0 0.0%	1 100.0%	0 0.0%	0 0.0%	0 0.0%	0 0.0%	0 0.0%
2387	*Animals/Cruel work, abandonment w/torture	4	0 0.0%	0 0.0%	0 0.0%	0 0.0%	3 75.0%	0 0.0%	0 0.0%	3 75.0%	1 0.0%	0 0.0%	0 0.0%	0 0.0%	1 25.0%
1635	*Animals/Illegal treatment, torture	20	0 0.0%	0 0.0%	0 0.0%	0 0.0%	7 35.0%	1 5.0%	0 0.0%	8 40.0%	11 0.0%	1 5.0%	0 0.0%	0 0.0%	12 60.0%
0303	*Arrest/Interference, hinder officers	4	0 0.0%	0 0.0%	0 0.0%	0 0.0%	2 50.0%	0 0.0%	0 0.0%	2 50.0%	2 0.0%	0 0.0%	0 0.0%	0 0.0%	2 50.0%
0006	*Arson/Arson-1st deg	2	2 100.0%	0 0.0%	2 100.0%	0 0.0%	0 0.0%	0 0.0%	0 0.0%	0 0.0%	0 0.0%	0 0.0%	0 0.0%	0 0.0%	0 0.0%
0007	*Arson/Arson-2nd deg	4	2 50.0%	0 0.0%	2 50.0%	0 0.0%	2 50.0%	0 0.0%	0 0.0%	2 50.0%	0 0.0%	0 0.0%	0 0.0%	0 0.0%	0 0.0%
0125	*Assault/w/Intent to Kill (w/C/L ABHAN)	6	2 33.3%	0 0.0%	2 33.3%	0 0.0%	4 66.7%	0 0.0%	0 0.0%	4 66.7%	0 0.0%	0 0.0%	0 0.0%	0 0.0%	0 0.0%
1151	*Attempt/Attempt, Common Law	9	4 44.4%	0 0.0%	4 44.4%	0 0.0%	4 44.4%	0 0.0%	0 0.0%	4 44.4%	1 0.0%	0 0.0%	0 0.0%	0 0.0%	1 11.1%
0223	*Bail/Fail to appear after release for Fel	1	0 0.0%	0 0.0%	0 0.0%	0 0.0%	1 100.0%	0 0.0%	0 0.0%	1 100.0%	0 0.0%	0 0.0%	0 0.0%	0 0.0%	0 0.0%
2431	*Banking/Stop check, >\$500, 1st off	2	0 0.0%	0 0.0%	0 0.0%	0 0.0%	2 100.0%	0 0.0%	0 0.0%	2 100.0%	0 0.0%	0 0.0%	0 0.0%	0 0.0%	0 0.0%
2429	*Banking/Stop check, \$500/less, 1st off	1	0 0.0%	0 0.0%	0 0.0%	0 0.0%	1 100.0%	0 0.0%	0 0.0%	1 100.0%	0 0.0%	0 0.0%	0 0.0%	0 0.0%	0 0.0%
0306	*Bomb/Explosive use w/no injury	1	0 0.0%	0 0.0%	0 0.0%	0 0.0%	1 100.0%	0 0.0%	0 0.0%	1 100.0%	0 0.0%	0 0.0%	0 0.0%	0 0.0%	0 0.0%
0032	*Breach / Breach of trust with fraudulent	12	0 0.0%	0 0.0%	0 0.0%	0 0.0%	10 83.3%	1 8.3%	1 8.3%	12 100.0%	0 0.0%	0 0.0%	0 0.0%	0 0.0%	0 0.0%
0119	*Breach/Obtain signature prop false pretenses >	1	1 100.0%	0 0.0%	1 100.0%	0 0.0%	0 0.0%	0 0.0%	0 0.0%	0 0.0%	0 0.0%	0 0.0%	0 0.0%	0 0.0%	0 0.0%

PROGRAM-ID CRM115
 FOR PERIOD 07/01/2003 THRU 06/30/2004
 RUN DATE 07/20/2004

SOUTH CAROLINA COURT ADMINISTRATION
 GENERAL SESSIONS DISPOSITIONS
 BY ALL OFFENSES

PAGE 2

CODE	OFFENSE	DISP INDIT. PERIOD	GUILTY PLEA	TRIAL: GUILTY	TOTAL CONVICT	TRIAL NOT GUILTY	PROS ENDED/ NOL PROS	PTI/ JUD COMMIT	JUD DISM	TOTAL NON- CONVICT	REMAND	DISM AT PRELIM/ NO BILL	FAIL TO APPEAR	OTHER	TOTAL OTHER
0081	*Burglary/(After 6/20/85)-3rd degree	3	0 0.0%	0 0.0%	0 0.0%	0 0.0%	3 100.0%	0 0.0%	0 0.0%	3 100.0%	0 0.0%	0 0.0%	0 0.0%	0 0.0%	0 0.0%
0083	*Burglary/Burg & grand larceny-1st degree	1	1 100.0%	0 0.0%	1 100.0%	0 0.0%	0 0.0%	0 0.0%	0 0.0%	0 0.0%	0 0.0%	0 0.0%	0 0.0%	0 0.0%	0 0.0%
0082	*Burglary/Burg & grand larceny-3rd degree	3	0 0.0%	0 0.0%	0 0.0%	0 0.0%	3 100.0%	0 0.0%	0 0.0%	3 100.0%	0 0.0%	0 0.0%	0 0.0%	0 0.0%	0 0.0%
0084	*Burglary/Burg (Non-V) & GL-2nd degree	3	1 33.3%	0 0.0%	1 33.3%	0 0.0%	2 66.7%	0 0.0%	0 0.0%	2 66.7%	0 0.0%	0 0.0%	0 0.0%	0 0.0%	0 0.0%
0085	*Burglary/Burg (Violent) & GL-2nd degree	1	1 100.0%	0 0.0%	1 100.0%	0 0.0%	0 0.0%	0 0.0%	0 0.0%	0 0.0%	0 0.0%	0 0.0%	0 0.0%	0 0.0%	0 0.0%
0391	*Carjacking/Take vehicle by force, w/injury	5	1 20.0%	0 0.0%	1 20.0%	0 0.0%	4 80.0%	0 0.0%	0 0.0%	4 80.0%	0 0.0%	0 0.0%	0 0.0%	0 0.0%	0 0.0%
0405	*Carjacking/Take vehicle, w/o injury	7	2 28.6%	0 0.0%	2 28.6%	1 14.3%	4 57.1%	0 0.0%	0 0.0%	5 71.4%	0 0.0%	0 0.0%	0 0.0%	0 0.0%	0 0.0%
0616	*Checks/Fraud use check, \$200/less-1st offense	1	0 0.0%	0 0.0%	0 0.0%	0 0.0%	1 100.0%	0 0.0%	0 0.0%	1 100.0%	0 0.0%	0 0.0%	0 0.0%	0 0.0%	0 0.0%
0201	*Checks/Fraudulent > \$200-3rd/sub offense	1	0 0.0%	0 0.0%	0 0.0%	0 0.0%	0 0.0%	0 0.0%	0 0.0%	0 0.0%	1 0.0%	0 0.0%	0 0.0%	0 0.0%	1 100.0%
0199	*Checks/Fraudulent check, >\$200-1st offense	4	0 0.0%	0 0.0%	0 0.0%	0 0.0%	4 100.0%	0 0.0%	0 0.0%	4 100.0%	0 0.0%	0 0.0%	0 0.0%	0 0.0%	0 0.0%
0001	*Children/Abandonment of children	2	1 50.0%	0 0.0%	1 50.0%	0 0.0%	1 50.0%	0 0.0%	0 0.0%	1 50.0%	0 0.0%	0 0.0%	0 0.0%	0 0.0%	0 0.0%
0077	*Children/Neglect of child	4	1 25.0%	0 0.0%	1 25.0%	0 0.0%	2 50.0%	0 0.0%	0 0.0%	2 50.0%	1 0.0%	0 0.0%	0 0.0%	0 0.0%	1 25.0%
2653	*Contracting/Chapter Violation	5	0 0.0%	0 0.0%	0 0.0%	0 0.0%	0 0.0%	0 0.0%	0 0.0%	0 0.0%	5 0.0%	0 0.0%	0 0.0%	0 0.0%	5 100.0%
0336	*Courts/Intimidate officials, jurors, et	3	0 0.0%	0 0.0%	0 0.0%	0 0.0%	3 100.0%	0 0.0%	0 0.0%	3 100.0%	0 0.0%	0 0.0%	0 0.0%	0 0.0%	0 0.0%
2390	*Domestic/Criminal violence-high & aggravated	1,394	466 33.4%	7 0.5%	473 33.9%	10 0.7%	457 32.8%	71 5.1%	4 0.3%	542 38.9%	268 0.0%	67 4.8%	44 3.2%	0 0.0%	379 27.2%
1246	*Domestic/Criminal domestic violence-1st & 2nd	35	19 54.3%	0 0.0%	19 54.3%	0 0.0%	8 22.9%	1 2.9%	0 0.0%	9 25.7%	6 0.0%	0 0.0%	1 2.9%	0 0.0%	7 20.0%
1572	*Drugs/Attempt & conspiracy, drug laws	2	0 0.0%	0 0.0%	0 0.0%	0 0.0%	0 0.0%	0 0.0%	0 0.0%	0 0.0%	0 0.0%	2 100.0%	0 0.0%	0 0.0%	2 100.0%
0181	*Drugs/Poss 28g/marijuana or 10g/hashish-1st offense	6	3 50.0%	0 0.0%	3 50.0%	0 0.0%	2 33.3%	0 0.0%	0 0.0%	2 33.3%	0 0.0%	1 16.7%	0 0.0%	0 0.0%	1 16.7%

PROGRAM-ID CRM115
 FOR PERIOD 07/01/2003 THRU 06/30/2004
 RUN DATE 07/20/2004

SOUTH CAROLINA COURT ADMINISTRATION
 GENERAL SESSIONS DISPOSITIONS
 BY ALL OFFENSES

PAGE 3

CODE	OFFENSE	DISP INDIT. PERIOD	GUILTY PLEA	TRIAL: GUILTY	TOTAL CONVICT	TRIAL NOT GUILTY	PROS ENDED/ NOL PROS	PTI/ JUD COMMIT	JUD DISM	TOTAL NON- CONVICT	REMAND	DISM AT PRELIM/ NO BILL	FAIL TO APPEAR	OTHER	TOTAL OTHER
0127	*Drugs/Traf ice, crack, crack(100gs/more	1	0 0.0%	0 0.0%	0 0.0%	0 0.0%	1 100.0%	0 0.0%	0 0.0%	1 100.0%	0 0.0%	0 0.0%	0 0.0%	0 0.0%	0 0.0%
0279	*Drugs/Traf-cocaine, 28g/more, to 100g	2	1 50.0%	0 0.0%	1 50.0%	0 0.0%	1 50.0%	0 0.0%	0 0.0%	1 50.0%	0 0.0%	0 0.0%	0 0.0%	0 0.0%	0 0.0%
0286	*Drugs/Traf-Heroin, morph, etc, 4 to 14g	1	0 0.0%	0 0.0%	0 0.0%	0 0.0%	0 0.0%	0 0.0%	0 0.0%	0 0.0%	0 0.0%	0 0.0%	1 100.0%	0 0.0%	1 100.0%
0282	*Drugs/Traf-marijuana, 10 to 100 lbs	2	0 0.0%	0 0.0%	0 0.0%	0 0.0%	2 100.0%	0 0.0%	0 0.0%	2 100.0%	0 0.0%	0 0.0%	0 0.0%	0 0.0%	0 0.0%
0061	*Embezzlement/Embezzlement of public fun	1	0 0.0%	0 0.0%	0 0.0%	0 0.0%	0 0.0%	1 100.0%	0 0.0%	1 100.0%	0 0.0%	0 0.0%	0 0.0%	0 0.0%	0 0.0%
2469	*Escape/or attempt, recaptured in state	4	2 50.0%	0 0.0%	2 50.0%	0 0.0%	2 50.0%	0 0.0%	0 0.0%	2 50.0%	0 0.0%	0 0.0%	0 0.0%	0 0.0%	0 0.0%
0169	*Escape/or attempt, recaptured in state	2	0 0.0%	0 0.0%	0 0.0%	0 0.0%	2 100.0%	0 0.0%	0 0.0%	2 100.0%	0 0.0%	0 0.0%	0 0.0%	0 0.0%	0 0.0%
1533	*Exploitation/Vulnerable adult	4	0 0.0%	0 0.0%	0 0.0%	0 0.0%	4 100.0%	0 0.0%	0 0.0%	4 100.0%	0 0.0%	0 0.0%	0 0.0%	0 0.0%	0 0.0%
0062	*FinanTC/Financial T ransaction Card frau	164	39 23.8%	0 0.0%	39 23.8%	0 0.0%	95 57.9%	19 11.6%	0 0.0%	114 69.5%	2 0.0%	1 0.6%	8 4.9%	0 0.0%	11 6.7%
0226	*Food/Food stamp fraud >\$1,000	1	0 0.0%	0 0.0%	0 0.0%	0 0.0%	0 0.0%	1 100.0%	0 0.0%	1 100.0%	0 0.0%	0 0.0%	0 0.0%	0 0.0%	0 0.0%
0489	*Forgery/<\$1,000	10	2 20.0%	0 0.0%	2 20.0%	0 0.0%	8 80.0%	0 0.0%	0 0.0%	8 80.0%	0 0.0%	0 0.0%	0 0.0%	0 0.0%	0 0.0%
0490	*Forgery/>\$1,000 but < \$5,000	2	0 0.0%	0 0.0%	0 0.0%	0 0.0%	2 100.0%	0 0.0%	0 0.0%	2 100.0%	0 0.0%	0 0.0%	0 0.0%	0 0.0%	0 0.0%
0070	*Forgery/Forgery	15	1 6.7%	0 0.0%	1 6.7%	0 0.0%	13 86.7%	0 0.0%	0 0.0%	13 86.7%	0 0.0%	1 6.7%	0 0.0%	0 0.0%	1 6.7%
0656	*Fraud/Willful sale of property w/lien	1	0 0.0%	0 0.0%	0 0.0%	0 0.0%	0 0.0%	0 0.0%	0 0.0%	0 0.0%	1 0.0%	0 0.0%	0 0.0%	0 0.0%	1 100.0%
2770	*FTC/Financial transaction card fraud >\$	35	11 31.4%	0 0.0%	11 31.4%	0 0.0%	21 60.0%	3 8.6%	0 0.0%	24 68.6%	0 0.0%	0 0.0%	0 0.0%	0 0.0%	0 0.0%
2728	*Gambling/Skimming mach proceeds (07/01/	1	1 100.0%	0 0.0%	1 100.0%	0 0.0%	0 0.0%	0 0.0%	0 0.0%	0 0.0%	0 0.0%	0 0.0%	0 0.0%	0 0.0%	0 0.0%
2725	*Gambling/Tamper w o per of monitor (07/0	1	1 100.0%	0 0.0%	1 100.0%	0 0.0%	0 0.0%	0 0.0%	0 0.0%	0 0.0%	0 0.0%	0 0.0%	0 0.0%	0 0.0%	0 0.0%
2724	*Gambling/Willful viol of 12-22-710 (07/	1	0 0.0%	0 0.0%	0 0.0%	0 0.0%	1 100.0%	0 0.0%	0 0.0%	1 100.0%	0 0.0%	0 0.0%	0 0.0%	0 0.0%	0 0.0%

PROGRAM-ID CRM115
 FOR PERIOD 07/01/2003 THRU 06/30/2004
 RUN DATE 07/20/2004

SOUTH CAROLINA COURT ADMINISTRATION
 GENERAL SESSIONS DISPOSITIONS
 BY ALL OFFENSES

PAGE 4

CODE	OFFENSE	DISP INDIT. PERIOD	GUILTY PLEA	TRIAL: GUILTY	TOTAL CONVICT	TRIAL NOT GUILTY	PROS ENDED/ NOL PROS	PTI/ JUD COMMIT	JUD DISM	TOTAL NON- CONVICT	REMAND	DISM AT PRELIM/ NO BILL	FAIL TO APPEAR	OTHER	TOTAL OTHER
0099	*Larceny / Break into motor vehicle/petr	4	2 50.0%	0 0.0%	2 50.0%	0 0.0%	2 50.0%	0 0.0%	0 0.0%	2 50.0%	0 0.0%	0 0.0%	0 0.0%	0 0.0%	0 0.0%
0067	*Larceny / Grand, Fail to return rented	2	0 0.0%	0 0.0%	0 0.0%	0 0.0%	2 100.0%	0 0.0%	0 0.0%	2 100.0%	0 0.0%	0 0.0%	0 0.0%	0 0.0%	0 0.0%
0098	*Larceny/Grand larceny, >\$200	12	0 0.0%	0 0.0%	0 0.0%	0 0.0%	10 83.3%	0 0.0%	0 0.0%	10 83.3%	1 0.0%	0 0.0%	1 8.3%	0 0.0%	2 16.7%
0634	*Larceny/Petit, < \$200	2	0 0.0%	0 0.0%	0 0.0%	0 0.0%	1 50.0%	0 0.0%	0 0.0%	1 50.0%	1 0.0%	0 0.0%	0 0.0%	0 0.0%	1 50.0%
0109	*Malicious/Injury to animals >\$200	11	0 0.0%	0 0.0%	0 0.0%	0 0.0%	11 100.0%	0 0.0%	0 0.0%	11 100.0%	0 0.0%	0 0.0%	0 0.0%	0 0.0%	0 0.0%
0110	*Malicious/Injury to pers/real prop>\$200	2	0 0.0%	0 0.0%	0 0.0%	0 0.0%	2 100.0%	0 0.0%	0 0.0%	2 100.0%	0 0.0%	0 0.0%	0 0.0%	0 0.0%	0 0.0%
0636	*Malicious/Injury, pers, real prop,<\$50	1	0 0.0%	0 0.0%	0 0.0%	0 0.0%	1 100.0%	0 0.0%	0 0.0%	1 100.0%	0 0.0%	0 0.0%	0 0.0%	0 0.0%	0 0.0%
0157	*Miscellaneous/Misc & non-discernible	21	0 0.0%	0 0.0%	0 0.0%	0 0.0%	19 90.5%	0 0.0%	0 0.0%	19 90.5%	1 0.0%	1 4.8%	0 0.0%	0 0.0%	2 9.5%
0319	*Obscene/Photographing minor-2nd off	1	1 100.0%	0 0.0%	1 100.0%	0 0.0%	0 0.0%	0 0.0%	0 0.0%	0 0.0%	0 0.0%	0 0.0%	0 0.0%	0 0.0%	0 0.0%
0121	*Perjury/Perjury & subornation thereof	1	1 100.0%	0 0.0%	1 100.0%	0 0.0%	0 0.0%	0 0.0%	0 0.0%	0 0.0%	0 0.0%	0 0.0%	0 0.0%	0 0.0%	0 0.0%
0321	*Pistol/Sale, delivery of stolen pistol	5	1 20.0%	0 0.0%	1 20.0%	0 0.0%	4 80.0%	0 0.0%	0 0.0%	4 80.0%	0 0.0%	0 0.0%	0 0.0%	0 0.0%	0 0.0%
0042	*Resisting/arrest w/ deadly weapon	1	0 0.0%	0 0.0%	0 0.0%	0 0.0%	1 100.0%	0 0.0%	0 0.0%	1 100.0%	0 0.0%	0 0.0%	0 0.0%	0 0.0%	0 0.0%
0133	*RSG/Receiving stolen goods \$200 to \$999	4	0 0.0%	0 0.0%	0 0.0%	0 0.0%	4 100.0%	0 0.0%	0 0.0%	4 100.0%	0 0.0%	0 0.0%	0 0.0%	0 0.0%	0 0.0%
0134	*RSG/Receiving stolen goods > \$1,000	2	2 100.0%	0 0.0%	2 100.0%	0 0.0%	0 0.0%	0 0.0%	0 0.0%	0 0.0%	0 0.0%	0 0.0%	0 0.0%	0 0.0%	0 0.0%
0210	*School/Entice child from attending-1st	3	0 0.0%	0 0.0%	0 0.0%	0 0.0%	3 100.0%	0 0.0%	0 0.0%	3 100.0%	0 0.0%	0 0.0%	0 0.0%	0 0.0%	0 0.0%
0159	*Sex/crim sexual conduct w/minors	2	0 0.0%	0 0.0%	0 0.0%	0 0.0%	2 100.0%	0 0.0%	0 0.0%	2 100.0%	0 0.0%	0 0.0%	0 0.0%	0 0.0%	0 0.0%
0103	*Sex/Lewd Act, commit/attempt upon child	15	3 20.0%	0 0.0%	3 20.0%	0 0.0%	10 66.7%	0 0.0%	0 0.0%	10 66.7%	1 0.0%	0 0.0%	1 6.7%	0 0.0%	2 13.3%
2433	*Sex/Offender Registry Violation, 1st of	8	6 75.0%	0 0.0%	6 75.0%	0 0.0%	1 12.5%	0 0.0%	1 12.5%	2 25.0%	0 0.0%	0 0.0%	0 0.0%	0 0.0%	0 0.0%

PROGRAM-ID CRM115
 FOR PERIOD 07/01/2003 THRU 06/30/2004
 RUN DATE 07/20/2004

SOUTH CAROLINA COURT ADMINISTRATION
 GENERAL SESSIONS DISPOSITIONS
 BY ALL OFFENSES

CODE	OFFENSE	DISP INDIT. PERIOD	GUILTY PLEA	TRIAL: GUILTY	TOTAL CONVICT	TRIAL NOT GUILTY	PROS ENDED/ NOL PROS	PTI/ JUD COMMIT	JUD DISM	TOTAL NON- CONVICT	REMAND	DISM AT PRELIM/ NO BILL	FAIL TO APPEAR	OTHER	TOTAL OTHER
2434	*Sex/Offender Registry Violation, 2nd of	2	1 50.0%	0 0.0%	1 50.0%	0 0.0%	1 50.0%	0 0.0%	0 0.0%	1 50.0%	0 0.0%	0 0.0%	0 0.0%	0 0.0%	0 0.0%
0219	*Shoplifting/Shoplifting >\$50-1st off	2	0 0.0%	0 0.0%	0 0.0%	0 0.0%	2 100.0%	0 0.0%	0 0.0%	2 100.0%	0 0.0%	0 0.0%	0 0.0%	0 0.0%	0 0.0%
0220	*Shoplifting/Shoplifting >\$50-2nd off	1	1 100.0%	0 0.0%	1 100.0%	0 0.0%	0 0.0%	0 0.0%	0 0.0%	0 0.0%	0 0.0%	0 0.0%	0 0.0%	0 0.0%	0 0.0%
0221	*Shoplifting/Shoplifting >\$50-3rd/sub of	1	0 0.0%	0 0.0%	0 0.0%	0 0.0%	0 0.0%	0 0.0%	0 0.0%	0 0.0%	0 0.0%	0 0.0%	1 100.0%	0 0.0%	1 100.0%
0895	*Statistics/Vital, violation	3	0 0.0%	0 0.0%	0 0.0%	0 0.0%	1 33.3%	1 33.3%	0 0.0%	2 66.7%	0 0.0%	0 0.0%	1 33.3%	0 0.0%	1 33.3%
0697	*Tax/Fail to pay estim tax, return, etc	21	21 100.0%	0 0.0%	21 100.0%	0 0.0%	0 0.0%	0 0.0%	0 0.0%	0 0.0%	0 0.0%	0 0.0%	0 0.0%	0 0.0%	0 0.0%
2759	*Tax/Failure to pay, file or keep record	17	11 64.7%	0 0.0%	11 64.7%	0 0.0%	6 35.3%	0 0.0%	0 0.0%	6 35.3%	0 0.0%	0 0.0%	0 0.0%	0 0.0%	0 0.0%
2761	*Tax/Furnish false tax info to employer	4	4 100.0%	0 0.0%	4 100.0%	0 0.0%	0 0.0%	0 0.0%	0 0.0%	0 0.0%	0 0.0%	0 0.0%	0 0.0%	0 0.0%	0 0.0%
0087	*Telephone/Obscene calls, unlawful use of	41	4 9.8%	1 2.4%	5 12.2%	0 0.0%	14 34.1%	0 0.0%	0 0.0%	14 34.1%	21 0.0%	1 2.4%	0 0.0%	0 0.0%	22 53.7%
0646	*Telephone/Unlawful use of telephone	5	2 40.0%	0 0.0%	2 40.0%	0 0.0%	3 60.0%	0 0.0%	0 0.0%	3 60.0%	0 0.0%	0 0.0%	0 0.0%	0 0.0%	0 0.0%
2067	*Traffic/Drive commercial veh w/o lic-2nd off	1	0 0.0%	0 0.0%	0 0.0%	0 0.0%	0 0.0%	0 0.0%	0 0.0%	0 0.0%	1 0.0%	0 0.0%	0 0.0%	0 0.0%	1 100.0%
0166	*Traffic/Habitual Traffic Offender-RTSC	2	0 0.0%	0 0.0%	0 0.0%	0 0.0%	2 100.0%	0 0.0%	0 0.0%	2 100.0%	0 0.0%	0 0.0%	0 0.0%	0 0.0%	0 0.0%
0064	*Traffic/Hit & run, property damage	4	0 0.0%	0 0.0%	0 0.0%	0 0.0%	2 50.0%	1 25.0%	0 0.0%	3 75.0%	0 0.0%	0 0.0%	1 25.0%	0 0.0%	1 25.0%
0058	*Traffic/Misc offenses w/in general sess	2	0 0.0%	0 0.0%	0 0.0%	0 0.0%	1 50.0%	0 0.0%	0 0.0%	1 50.0%	1 0.0%	0 0.0%	0 0.0%	0 0.0%	1 50.0%
2177	*Traffic/Operate uninsured vehicle-3rd/sub	6	1 16.7%	0 0.0%	1 16.7%	0 0.0%	4 66.7%	0 0.0%	0 0.0%	4 66.7%	1 0.0%	0 0.0%	0 0.0%	0 0.0%	1 16.7%
2175	*Traffic/Operate uninsured vehicle-1st off	98	5 5.1%	0 0.0%	5 5.1%	0 0.0%	67 68.4%	5 5.1%	0 0.0%	72 73.5%	14 0.0%	1 1.0%	6 6.1%	0 0.0%	21 21.4%
2176	*Traffic/Operate uninsured vehicle-2nd off	8	3 37.5%	0 0.0%	3 37.5%	0 0.0%	4 50.0%	0 0.0%	0 0.0%	4 50.0%	0 0.0%	0 0.0%	1 12.5%	0 0.0%	1 12.5%
0648	*Trespassing/Enter premises after warnin	1	1 100.0%	0 0.0%	1 100.0%	0 0.0%	0 0.0%	0 0.0%	0 0.0%	0 0.0%	0 0.0%	0 0.0%	0 0.0%	0 0.0%	0 0.0%

PROGRAM-ID CRM115
 FOR PERIOD 07/01/2003 THRU 06/30/2004
 RUN DATE 07/20/2004

SOUTH CAROLINA COURT ADMINISTRATION
 GENERAL SESSIONS DISPOSITIONS
 BY ALL OFFENSES

PAGE 6

CODE	OFFENSE	DISP INDIT. PERIOD	GUILTY PLEA	TRIAL: GUILTY	TOTAL CONVICT	TRIAL NOT GUILTY	PROS ENDED/ NOL PROS	PTI/ JUD COMMIT	JUD DISM	TOTAL NON- CONVICT	REMAND	DISM AT PRELIM/ NO BILL	FAIL TO APPEAR	OTHER	TOTAL OTHER
1245	*Weapons/Poss dur-vl crm,if sen 2 L-w/o-P	23	3 13.0%	3 13.0%	6 26.1%	1 4.3%	16 69.6%	0 0.0%	0 0.0%	17 73.9%	0 0.0%	0 0.0%	0 0.0%	0 0.0%	0 0.0%
0126	*Weapons/poss of unl awful weapon	2	1 50.0%	0 0.0%	1 50.0%	0 0.0%	0 0.0%	0 0.0%	0 0.0%	0 0.0%	0 0.0%	1 50.0%	0 0.0%	0 0.0%	1 50.0%
2466	*Wildlife/Shellfish not w/in areas, 2nd	1	1 100.0%	0 0.0%	1 100.0%	0 0.0%	0 0.0%	0 0.0%	0 0.0%	0 0.0%	0 0.0%	0 0.0%	0 0.0%	0 0.0%	0 0.0%
0003	Abortion/Perform or solicit unlawful abo	1	1 100.0%	0 0.0%	1 100.0%	0 0.0%	0 0.0%	0 0.0%	0 0.0%	0 0.0%	0 0.0%	0 0.0%	0 0.0%	0 0.0%	0 0.0%
2655	Abuse/Abuse of vulne rable adult	17	4 23.5%	0 0.0%	4 23.5%	0 0.0%	8 47.1%	2 11.8%	0 0.0%	10 58.8%	0 0.0%	3 17.6%	0 0.0%	0 0.0%	3 17.6%
2658	Abuse/Abuse or negle ct with great bodily	2	1 50.0%	0 0.0%	1 50.0%	0 0.0%	1 50.0%	0 0.0%	0 0.0%	1 50.0%	0 0.0%	0 0.0%	0 0.0%	0 0.0%	0 0.0%
2766	Abuse/Child to infli ct great bodily inju	13	8 61.5%	0 0.0%	8 61.5%	0 0.0%	4 30.8%	0 0.0%	0 0.0%	4 30.8%	1 7.7%	0 0.0%	0 0.0%	0 0.0%	1 7.7%
1530	Abuse/Fail to report abuse of vuln adult	1	0 0.0%	0 0.0%	0 0.0%	0 0.0%	0 0.0%	1 100.0%	0 0.0%	1 100.0%	0 0.0%	0 0.0%	0 0.0%	0 0.0%	0 0.0%
2768	Abuse/Failure to rep ort on vulner adult	7	1 14.3%	0 0.0%	1 14.3%	0 0.0%	6 85.7%	0 0.0%	0 0.0%	6 85.7%	0 0.0%	0 0.0%	0 0.0%	0 0.0%	0 0.0%
2661	Abuse/Obstruction of invest Adult Pt Act	2	2 100.0%	0 0.0%	2 100.0%	0 0.0%	0 0.0%	0 0.0%	0 0.0%	0 0.0%	0 0.0%	0 0.0%	0 0.0%	0 0.0%	0 0.0%
2767	Abuse/Person allows another to injure	4	3 75.0%	0 0.0%	3 75.0%	0 0.0%	1 25.0%	0 0.0%	0 0.0%	1 25.0%	0 0.0%	0 0.0%	0 0.0%	0 0.0%	0 0.0%
2660	Abuse/Threat, intim or attmpt, Adul Pt A	1	1 100.0%	0 0.0%	1 100.0%	0 0.0%	0 0.0%	0 0.0%	0 0.0%	0 0.0%	0 0.0%	0 0.0%	0 0.0%	0 0.0%	0 0.0%
0002	Accessory/Accessory before fact to Felon	132	28 21.2%	1 0.8%	29 22.0%	1 0.8%	76 57.6%	15 11.4%	0 0.0%	92 69.7%	0 0.0%	5 3.8%	0 0.0%	5 3.8%	11 8.3%
2413	Accessory/Aft fact t o Felony A,B,C,Murde	147	69 46.9%	1 0.7%	70 47.6%	0 0.0%	64 43.5%	7 4.8%	0 0.0%	71 48.3%	0 0.0%	1 0.7%	5 3.4%	0 0.0%	6 4.1%
0788	Accessory/After fact of Felony, com law	58	13 22.4%	0 0.0%	13 22.4%	0 0.0%	33 56.9%	9 15.5%	0 0.0%	42 72.4%	0 0.0%	2 3.4%	1 1.7%	0 0.0%	3 5.2%
2414	Accessory/After fact to Felony D	96	54 56.2%	0 0.0%	54 56.2%	0 0.0%	32 33.3%	5 5.2%	0 0.0%	37 38.5%	2 2.1%	1 1.0%	2 2.1%	0 0.0%	5 5.2%
2415	Accessory/After fact to Felony E	24	17 70.8%	0 0.0%	17 70.8%	0 0.0%	6 25.0%	0 0.0%	0 0.0%	6 25.0%	0 0.0%	0 0.0%	1 4.2%	0 0.0%	1 4.2%
2416	Accessory/After fact to Felony F	53	30 56.6%	0 0.0%	30 56.6%	0 0.0%	21 39.6%	1 1.9%	0 0.0%	22 41.5%	1 1.9%	0 0.0%	0 0.0%	0 0.0%	1 1.9%

PROGRAM-ID CRM115
 FOR PERIOD 07/01/2003 THRU 06/30/2004
 RUN DATE 07/20/2004

SOUTH CAROLINA COURT ADMINISTRATION
 GENERAL SESSIONS DISPOSITIONS
 BY ALL OFFENSES

PAGE 7

CODE	OFFENSE	DISP INDIT. PERIOD	GUILTY PLEA	TRIAL: GUILTY	TOTAL CONVICT	TRIAL NOT GUILTY	PROS ENDED/ NOL PROS	PTI/ JUD COMMIT	JUD DISM	TOTAL NON- CONVICT	REMAND	DISM AT PRELIM/ NO BILL	FAIL TO APPEAR	OTHER	TOTAL OTHER
1534	Adult/Threat, intimi d, Adult Protect Act	4	1 25.0%	0 0.0%	1 25.0%	0 0.0%	0 0.0%	0 0.0%	0 0.0%	0 0.0%	2 0.0%	0 0.0%	1 25.0%	0 0.0%	3 75.0%
0558	Adulterated/Misbrand food/cosmet-1st off	2	0 0.0%	0 0.0%	0 0.0%	0 0.0%	2 100.0%	0 0.0%	0 0.0%	2 100.0%	0 0.0%	0 0.0%	0 0.0%	0 0.0%	0 0.0%
1606	Agriculture/Drivie v ehicle thru fields	1	1 100.0%	0 0.0%	1 100.0%	0 0.0%	0 0.0%	0 0.0%	0 0.0%	0 0.0%	0 0.0%	0 0.0%	0 0.0%	0 0.0%	0 0.0%
0567	Agriculture/Products bus w/o license-2nd	1	1 100.0%	0 0.0%	1 100.0%	0 0.0%	0 0.0%	0 0.0%	0 0.0%	0 0.0%	0 0.0%	0 0.0%	0 0.0%	0 0.0%	0 0.0%
2037	Aircraft/Trick flyin g/other misuse of	1	0 0.0%	0 0.0%	0 0.0%	0 0.0%	1 100.0%	0 0.0%	0 0.0%	1 100.0%	0 0.0%	0 0.0%	0 0.0%	0 0.0%	0 0.0%
0012	Airport/Remov or dam ag fac or equip w/de	1	1 100.0%	0 0.0%	1 100.0%	0 0.0%	0 0.0%	0 0.0%	0 0.0%	0 0.0%	0 0.0%	0 0.0%	0 0.0%	0 0.0%	0 0.0%
0570	Airport/Remove, dmge facility, no injury	1	0 0.0%	0 0.0%	0 0.0%	0 0.0%	1 100.0%	0 0.0%	0 0.0%	1 100.0%	0 0.0%	0 0.0%	0 0.0%	0 0.0%	0 0.0%
0484	Airport/Unlawful ent ry of aircraft	1	1 100.0%	0 0.0%	1 100.0%	0 0.0%	0 0.0%	0 0.0%	0 0.0%	0 0.0%	0 0.0%	0 0.0%	0 0.0%	0 0.0%	0 0.0%
0309	Alarm/Interference w /fire/police alarm	3	0 0.0%	0 0.0%	0 0.0%	0 0.0%	2 66.7%	1 33.3%	0 0.0%	3 100.0%	0 0.0%	0 0.0%	0 0.0%	0 0.0%	0 0.0%
2371	Alcohol/Allow distil lery on premises-1st	1	1 100.0%	0 0.0%	1 100.0%	0 0.0%	0 0.0%	0 0.0%	0 0.0%	0 0.0%	0 0.0%	0 0.0%	0 0.0%	0 0.0%	0 0.0%
2298	Alcohol/Assist in un lawful transp-1st of	1	1 100.0%	0 0.0%	1 100.0%	0 0.0%	0 0.0%	0 0.0%	0 0.0%	0 0.0%	0 0.0%	0 0.0%	0 0.0%	0 0.0%	0 0.0%
2304	Alcohol/Drink on pre mises, liq estab-2nd	2	1 50.0%	0 0.0%	1 50.0%	0 0.0%	1 50.0%	0 0.0%	0 0.0%	1 50.0%	0 0.0%	0 0.0%	0 0.0%	0 0.0%	0 0.0%
2306	Alcohol/Drinking in public conveyance	2	1 50.0%	0 0.0%	1 50.0%	0 0.0%	0 0.0%	0 0.0%	0 0.0%	0 0.0%	1 0.0%	0 0.0%	0 0.0%	0 0.0%	1 50.0%
2292	Alcohol/Fail to secu re beer/wine permit	4	1 25.0%	0 0.0%	1 25.0%	0 0.0%	3 75.0%	0 0.0%	0 0.0%	3 75.0%	0 0.0%	0 0.0%	0 0.0%	0 0.0%	0 0.0%
2495	Alcohol/Give alcohol to minor, trans/gif	1	1 100.0%	0 0.0%	1 100.0%	0 0.0%	0 0.0%	0 0.0%	0 0.0%	0 0.0%	0 0.0%	0 0.0%	0 0.0%	0 0.0%	0 0.0%
2494	Alcohol/Give beer/wi ne to minor, trans/g	7	3 42.9%	0 0.0%	3 42.9%	0 0.0%	3 42.9%	0 0.0%	0 0.0%	3 42.9%	1 0.0%	0 0.0%	0 0.0%	0 0.0%	1 14.3%
0660	Alcohol/Open contain of beer/wine in veh	166	16 9.6%	1 0.6%	17 10.2%	0 0.0%	103 62.0%	8 4.8%	1 0.6%	112 67.5%	30 0.0%	0 0.0%	7 4.2%	0 0.0%	37 22.3%
2289	Alcohol/Poss/drink b eer/wine on Sunday	1	0 0.0%	0 0.0%	0 0.0%	0 0.0%	0 0.0%	0 0.0%	0 0.0%	0 0.0%	1 0.0%	0 0.0%	0 0.0%	0 0.0%	1 100.0%

CODE	OFFENSE	DISP INDIT. PERIOD	GUILTY PLEA	TRIAL: GUILTY	TOTAL CONVICT	TRIAL NOT GUILTY	PROS ENDED/ NOL PROS	PTI/ JUD COMMIT	JUD DISM	TOTAL NON- CONVICT	REMAND	DISM AT PRELIM/ NO BILL	FAIL TO APPEAR	OTHER	TOTAL OTHER
0604	Alcohol/Purchase beer/wine for pers <21	4	0 0.0%	0 0.0%	0 0.0%	0 0.0%	2 50.0%	2 50.0%	0 0.0%	4 100.0%	0 0.0%	0 0.0%	0 0.0%	0 0.0%	0 0.0%
2310	Alcohol/Refusal to permit ABC inspection	4	0 0.0%	0 0.0%	0 0.0%	0 0.0%	3 75.0%	0 0.0%	0 0.0%	3 75.0%	1 0.0%	0 0.0%	0 0.0%	0 0.0%	1 25.0%
0776	Alcohol/Rescuing liquor from officer	1	0 0.0%	0 0.0%	0 0.0%	0 0.0%	0 0.0%	1 100.0%	0 0.0%	1 100.0%	0 0.0%	0 0.0%	0 0.0%	0 0.0%	0 0.0%
0608	Alcohol/Sale beer,ale, port, wine w/o tax	1	0 0.0%	0 0.0%	0 0.0%	0 0.0%	1 100.0%	0 0.0%	0 0.0%	1 100.0%	0 0.0%	0 0.0%	0 0.0%	0 0.0%	0 0.0%
0240	Alcohol/Sale Beer/Wine/Minor, <21(9/14/86	5	2 40.0%	0 0.0%	2 40.0%	0 0.0%	3 60.0%	0 0.0%	0 0.0%	3 60.0%	0 0.0%	0 0.0%	0 0.0%	0 0.0%	0 0.0%
2307	Alcohol/Sale from vehicle, ves, or airc-1st	1	0 0.0%	0 0.0%	0 0.0%	0 0.0%	0 0.0%	0 0.0%	0 0.0%	0 0.0%	1 0.0%	0 0.0%	0 0.0%	0 0.0%	1 100.0%
0997	Alcohol/Sale on cert D/time-3rd/sub off	2	1 50.0%	0 0.0%	1 50.0%	0 0.0%	1 50.0%	0 0.0%	0 0.0%	1 50.0%	0 0.0%	0 0.0%	0 0.0%	0 0.0%	0 0.0%
2288	Alcohol/Sale Sunday, Monday before sunri	3	3 100.0%	0 0.0%	3 100.0%	0 0.0%	0 0.0%	0 0.0%	0 0.0%	0 0.0%	0 0.0%	0 0.0%	0 0.0%	0 0.0%	0 0.0%
0230	Alcohol/Sale to pers on under 21	1	0 0.0%	0 0.0%	0 0.0%	0 0.0%	0 0.0%	0 0.0%	0 0.0%	0 0.0%	1 0.0%	0 0.0%	0 0.0%	0 0.0%	1 100.0%
0246	Alcohol/Storage or poss in bsness-1st of	11	4 36.4%	0 0.0%	4 36.4%	0 0.0%	2 18.2%	3 27.3%	0 0.0%	5 45.5%	2 0.0%	0 0.0%	0 0.0%	0 0.0%	2 18.2%
0602	Alcohol/Supply false info re age to purc	1	0 0.0%	0 0.0%	0 0.0%	0 0.0%	1 100.0%	0 0.0%	0 0.0%	1 100.0%	0 0.0%	0 0.0%	0 0.0%	0 0.0%	0 0.0%
0607	Alcohol/Transp in vehicle w/seal broken	25	2 8.0%	0 0.0%	2 8.0%	0 0.0%	17 68.0%	0 0.0%	0 0.0%	17 68.0%	5 0.0%	0 0.0%	1 4.0%	0 0.0%	6 24.0%
2420	Alcohol/Unlaw advertisement-3rd/sub off	1	1 100.0%	0 0.0%	1 100.0%	0 0.0%	0 0.0%	0 0.0%	0 0.0%	0 0.0%	0 0.0%	0 0.0%	0 0.0%	0 0.0%	0 0.0%
0247	Alcohol/Unlaw storage/poss in bus-2nd of	1	0 0.0%	0 0.0%	0 0.0%	0 0.0%	0 0.0%	0 0.0%	0 0.0%	0 0.0%	0 0.0%	0 0.0%	1 100.0%	0 0.0%	1 100.0%
0609	Alcohol/Unlawful purchase of liquor-1st	1	0 0.0%	0 0.0%	0 0.0%	0 0.0%	1 100.0%	0 0.0%	0 0.0%	1 100.0%	0 0.0%	0 0.0%	0 0.0%	0 0.0%	0 0.0%
0243	Alcohol/Unlawful sale, manuf-1st off	34	9 26.5%	0 0.0%	9 26.5%	0 0.0%	18 52.9%	3 8.8%	0 0.0%	21 61.8%	4 0.0%	0 0.0%	0 0.0%	0 0.0%	4 11.8%
0244	Alcohol/Unlawful sale, manuf-2nd off	3	2 66.7%	0 0.0%	2 66.7%	0 0.0%	1 33.3%	0 0.0%	0 0.0%	1 33.3%	0 0.0%	0 0.0%	0 0.0%	0 0.0%	0 0.0%
0245	Alcohol/Unlawful sale, manuf-3rd/sub off	1	0 0.0%	0 0.0%	0 0.0%	0 0.0%	0 0.0%	0 0.0%	0 0.0%	0 0.0%	0 0.0%	1 100.0%	0 0.0%	0 0.0%	1 100.0%

PROGRAM-ID CRM115
 FOR PERIOD 07/01/2003 THRU 06/30/2004
 RUN DATE 07/20/2004

SOUTH CAROLINA COURT ADMINISTRATION
 GENERAL SESSIONS DISPOSITIONS
 BY ALL OFFENSES

PAGE 9

CODE	OFFENSE	DISP INDIT. PERIOD	GUILTY PLEA	TRIAL: GUILTY	TOTAL CONVICT	TRIAL NOT GUILTY	PROS ENDED/ NOL PROS	PTI/ JUD COMMIT	JUD DISM	TOTAL NON- CONVICT	REMAND	DISM AT PRELIM/ NO BILL	FAIL TO APPEAR	OTHER	TOTAL OTHER
0249	Alcohol/Unlawful storage/transport-1st o	12	3 25.0%	0 0.0%	3 25.0%	0 0.0%	8 66.7%	0 0.0%	0 0.0%	8 66.7%	1 0.0%	0 0.0%	0 0.0%	0 0.0%	1 8.3%
0250	Alcohol/Unlawful storage/transport-2nd o	1	0 0.0%	0 0.0%	0 0.0%	0 0.0%	0 0.0%	1 100.0%	0 0.0%	1 100.0%	0 0.0%	0 0.0%	0 0.0%	0 0.0%	0 0.0%
2253	Alcohol/Violate mini-bottle law, taxes	1	1 100.0%	0 0.0%	1 100.0%	0 0.0%	0 0.0%	0 0.0%	0 0.0%	0 0.0%	0 0.0%	0 0.0%	0 0.0%	0 0.0%	0 0.0%
2287	Alcohol/Violate transport, poss, etc regula	2	0 0.0%	0 0.0%	0 0.0%	0 0.0%	1 50.0%	0 0.0%	0 0.0%	1 50.0%	1 0.0%	0 0.0%	0 0.0%	0 0.0%	1 50.0%
1640	Animals/Abandonment of animals	1	0 0.0%	0 0.0%	0 0.0%	0 0.0%	0 0.0%	1 100.0%	0 0.0%	1 100.0%	0 0.0%	0 0.0%	0 0.0%	0 0.0%	0 0.0%
1638	Animals/Cruel work, abandon,etc-1st off	2	0 0.0%	0 0.0%	0 0.0%	0 0.0%	1 50.0%	1 50.0%	0 0.0%	2 100.0%	0 0.0%	0 0.0%	0 0.0%	0 0.0%	0 0.0%
0922	Animals/Damage farm, animal or property	1	1 100.0%	0 0.0%	1 100.0%	0 0.0%	0 0.0%	0 0.0%	0 0.0%	0 0.0%	0 0.0%	0 0.0%	0 0.0%	0 0.0%	0 0.0%
1558	Animals/Fail to bury, improper - dead	1	0 0.0%	0 0.0%	0 0.0%	0 0.0%	1 100.0%	0 0.0%	0 0.0%	1 100.0%	0 0.0%	0 0.0%	0 0.0%	0 0.0%	0 0.0%
0540	Animals/Fighting or Baiting Act	114	11 9.6%	0 0.0%	11 9.6%	0 0.0%	45 39.5%	0 0.0%	0 0.0%	45 39.5%	56 0.0%	0 0.0%	2 1.8%	0 0.0%	58 50.9%
1651	Animals/Harass police dog/horse	2	1 50.0%	0 0.0%	1 50.0%	0 0.0%	1 50.0%	0 0.0%	0 0.0%	1 50.0%	0 0.0%	0 0.0%	0 0.0%	0 0.0%	0 0.0%
0911	Animals/Ill treatment, overwork-3rd/sub	4	0 0.0%	0 0.0%	0 0.0%	0 0.0%	0 0.0%	0 0.0%	0 0.0%	0 0.0%	4 0.0%	0 0.0%	0 0.0%	0 0.0%	4 100.0%
0610	Animals/Ill treatment, overworking-1st o	22	8 36.4%	0 0.0%	8 36.4%	0 0.0%	8 36.4%	0 0.0%	0 0.0%	8 36.4%	6 0.0%	0 0.0%	0 0.0%	0 0.0%	6 27.3%
1634	Animals/Ill treatment, overworking-2nd o	60	1 1.7%	0 0.0%	1 1.7%	0 0.0%	59 98.3%	0 0.0%	0 0.0%	59 98.3%	0 0.0%	0 0.0%	0 0.0%	0 0.0%	0 0.0%
2804	Animals/Ill treatment, torture	27	5 18.5%	0 0.0%	5 18.5%	0 0.0%	11 40.7%	7 25.9%	0 0.0%	18 66.7%	1 0.0%	1 3.7%	2 7.4%	0 0.0%	4 14.8%
2810	Animals/Own or harbor for fight or attac	13	6 46.2%	0 0.0%	6 46.2%	0 0.0%	7 53.8%	0 0.0%	0 0.0%	7 53.8%	0 0.0%	0 0.0%	0 0.0%	0 0.0%	0 0.0%
0912	Animals/Owner of dangerous, injury-1st	2	1 50.0%	0 0.0%	1 50.0%	0 0.0%	1 50.0%	0 0.0%	0 0.0%	1 50.0%	0 0.0%	0 0.0%	0 0.0%	0 0.0%	0 0.0%
1652	Animals/Poss of dangerous animal-1st	2	0 0.0%	0 0.0%	0 0.0%	0 0.0%	1 50.0%	1 50.0%	0 0.0%	2 100.0%	0 0.0%	0 0.0%	0 0.0%	0 0.0%	0 0.0%
2383	Animals/Presence at fight/bait-1st off	14	9 64.3%	0 0.0%	9 64.3%	0 0.0%	5 35.7%	0 0.0%	0 0.0%	5 35.7%	0 0.0%	0 0.0%	0 0.0%	0 0.0%	0 0.0%

PROGRAM-ID CRM115
 FOR PERIOD 07/01/2003 THRU 06/30/2004
 RUN DATE 07/20/2004

SOUTH CAROLINA COURT ADMINISTRATION
 GENERAL SESSIONS DISPOSITIONS
 BY ALL OFFENSES

CODE	OFFENSE	DISP INDIT. PERIOD	GUILTY PLEA	TRIAL: GUILTY	TOTAL CONVICT	TRIAL NOT GUILTY	PROS ENDED/ NOL PROS	PTI/ JUD COMMIT	JUD DISM	TOTAL NON- CONVICT	REMAND	DISM AT PRELIM/ NO BILL	FAIL TO APPEAR	OTHER	TOTAL OTHER
0542	Animals/Presence at fight/bait-3rd/sub o	2	0 0.0%	0 0.0%	0 0.0%	0 0.0%	2 100.0%	0 0.0%	0 0.0%	2 100.0%	0 0.0%	0 0.0%	0 0.0%	0 0.0%	0 0.0%
1650	Animals/Steal or kil l identifiable dog	3	0 0.0%	0 0.0%	0 0.0%	0 0.0%	2 66.7%	0 0.0%	0 0.0%	2 66.7%	1 0.0%	0 0.0%	0 0.0%	0 0.0%	1 33.3%
2399	Animals/Torture poli ce dog/horse	4	2 50.0%	0 0.0%	2 50.0%	0 0.0%	1 25.0%	0 0.0%	0 0.0%	1 25.0%	0 0.0%	1 25.0%	0 0.0%	0 0.0%	1 25.0%
2904	Armor/Commit/attempt viol crime w body a	1	1 100.0%	0 0.0%	1 100.0%	0 0.0%	0 0.0%	0 0.0%	0 0.0%	0 0.0%	0 0.0%	0 0.0%	0 0.0%	0 0.0%	0 0.0%
2905	Armor/Purch,poss,etc body armor by viol	1	1 100.0%	0 0.0%	1 100.0%	0 0.0%	0 0.0%	0 0.0%	0 0.0%	0 0.0%	0 0.0%	0 0.0%	0 0.0%	0 0.0%	0 0.0%
0431	Arrest/Informed of g rounds for arrest	1	1 100.0%	0 0.0%	1 100.0%	0 0.0%	0 0.0%	0 0.0%	0 0.0%	0 0.0%	0 0.0%	0 0.0%	0 0.0%	0 0.0%	0 0.0%
0092	Arrest/Interference, hindering officers	106	23 21.7%	0 0.0%	23 21.7%	0 0.0%	64 60.4%	5 4.7%	0 0.0%	69 65.1%	6 0.0%	5 4.7%	3 2.8%	0 0.0%	14 13.2%
0008	Arson/Arson- 3rd de g	131	77 58.8%	0 0.0%	77 58.8%	0 0.0%	42 32.1%	4 3.1%	0 0.0%	46 35.1%	2 0.0%	2 1.5%	4 3.1%	0 0.0%	8 6.1%
2550	Arson/Arson-1st deg	14	3 21.4%	0 0.0%	3 21.4%	0 0.0%	8 57.1%	0 0.0%	0 0.0%	8 57.1%	0 0.0%	3 21.4%	0 0.0%	0 0.0%	3 21.4%
2551	Arson/Arson-2nd deg	128	42 32.8%	1 0.8%	43 33.6%	3 2.3%	63 49.2%	1 0.8%	0 0.0%	67 52.3%	4 0.0%	5 3.9%	9 7.0%	0 0.0%	18 14.1%
0076	Arson/Attempts to bu rn, willful & malici	36	18 50.0%	0 0.0%	18 50.0%	0 0.0%	14 38.9%	1 2.8%	0 0.0%	15 41.7%	0 0.0%	1 2.8%	2 5.6%	0 0.0%	3 8.3%
0263	Arson/Burn crops & o ther persl property	1	0 0.0%	0 0.0%	0 0.0%	0 0.0%	1 100.0%	0 0.0%	0 0.0%	1 100.0%	0 0.0%	0 0.0%	0 0.0%	0 0.0%	0 0.0%
0265	Arson/Burn lands w/o consent-1st off	4	2 50.0%	0 0.0%	2 50.0%	0 0.0%	2 50.0%	0 0.0%	0 0.0%	2 50.0%	0 0.0%	0 0.0%	0 0.0%	0 0.0%	0 0.0%
0266	Arson/Burn lands w/o consent-2nd/sub off	2	0 0.0%	0 0.0%	0 0.0%	0 0.0%	1 50.0%	1 50.0%	0 0.0%	2 100.0%	0 0.0%	0 0.0%	0 0.0%	0 0.0%	0 0.0%
0267	Arson/Burn property to defraud insurer	14	1 7.1%	0 0.0%	1 7.1%	1 7.1%	9 64.3%	0 0.0%	0 0.0%	10 71.4%	0 0.0%	0 0.0%	3 21.4%	0 0.0%	3 21.4%
0508	Arson/False insur cl aim for fire/explos	5	0 0.0%	1 20.0%	1 20.0%	0 0.0%	4 80.0%	0 0.0%	0 0.0%	4 80.0%	0 0.0%	0 0.0%	0 0.0%	0 0.0%	0 0.0%
0509	Arson/Willfully burn ing lands of another	15	11 73.3%	0 0.0%	11 73.3%	0 0.0%	3 20.0%	1 6.7%	0 0.0%	4 26.7%	0 0.0%	0 0.0%	0 0.0%	0 0.0%	0 0.0%
2528	Assault/A & B on EMS /firefighter/homecar	36	20 55.6%	0 0.0%	20 55.6%	0 0.0%	10 27.8%	4 11.1%	0 0.0%	14 38.9%	2 0.0%	0 0.0%	0 0.0%	0 0.0%	2 5.6%

PROGRAM-ID CRM115
 FOR PERIOD 07/01/2003 THRU 06/30/2004
 RUN DATE 07/20/2004

SOUTH CAROLINA COURT ADMINISTRATION
 GENERAL SESSIONS DISPOSITIONS
 BY ALL OFFENSES

PAGE 11

CODE	OFFENSE	DISP INDIT. PERIOD	GUILTY PLEA	TRIAL: GUILTY	TOTAL CONVICT	TRIAL NOT GUILTY	PROS ENDED/ NOL PROS	PTI/ JUD COMMIT	JUD DISM	TOTAL NON- CONVICT	REMAND	DISM AT PRELIM/ NO BILL	FAIL TO APPEAR	OTHER	TOTAL OTHER
2529	Assault/ABHAN on EMS /firefighter/homecar	5	1 20.0%	0 0.0%	1 20.0%	0 0.0%	2 40.0%	0 0.0%	0 0.0%	2 40.0%	2 0.0%	0 0.0%	0 0.0%	0 0.0%	2 40.0%
2525	Assault/Assault upon corrections employe	115	43 37.4%	2 1.7%	45 39.1%	2 1.7%	54 47.0%	4 3.5%	0 0.0%	60 52.2%	4 0.0%	4 3.5%	2 1.7%	0 0.0%	10 8.7%
0768	Assault/Assault w/in tent to kill (AWIK)	403	101 25.1%	2 0.5%	103 25.6%	2 0.5%	233 57.8%	13 3.2%	1 0.2%	249 61.8%	6 0.0%	31 7.7%	14 3.5%	0 0.0%	51 12.7%
2544	Assault/Assault-batt ery of school employ	25	6 24.0%	0 0.0%	6 24.0%	0 0.0%	9 36.0%	6 24.0%	0 0.0%	15 60.0%	3 0.0%	1 4.0%	0 0.0%	0 0.0%	4 16.0%
0013	Assault/Asslt & batt of high & aggrav na	3,002	1,493 49.7%	33 1.1%	1,526 50.8%	11 0.4%	883 29.4%	104 3.5%	1 0.0%	999 33.3%	249 0.0%	145 4.8%	80 2.7%	3 0.1%	477 15.9%
0014	Assault/Asslt & batt w/Intent to Kill	1,032	163 15.8%	31 3.0%	194 18.8%	26 2.5%	664 64.3%	20 1.9%	0 0.0%	710 68.8%	40 0.0%	55 5.3%	32 3.1%	1 0.1%	128 12.4%
0009	Assault/Asslt of hig h & aggravated natur	331	169 51.1%	4 1.2%	173 52.3%	0 0.0%	95 28.7%	17 5.1%	1 0.3%	113 34.1%	11 0.0%	23 6.9%	10 3.0%	1 0.3%	45 13.6%
0612	Assault/Simple assau lt & battery	587	428 72.9%	6 1.0%	434 73.9%	1 0.2%	90 15.3%	18 3.1%	1 0.2%	110 18.7%	35 0.0%	0 0.0%	7 1.2%	1 0.2%	43 7.3%
0658	Assault/Simple commo n law, no battery	108	71 65.7%	0 0.0%	71 65.7%	0 0.0%	19 17.6%	3 2.8%	0 0.0%	22 20.4%	9 0.0%	5 4.6%	1 0.9%	0 0.0%	15 13.9%
2928	Bail/violation of co nditions of release	1	0 0.0%	0 0.0%	0 0.0%	0 0.0%	1 100.0%	0 0.0%	0 0.0%	1 100.0%	0 0.0%	0 0.0%	0 0.0%	0 0.0%	0 0.0%
1345	Banking/Fed charter fin institution crim	371	158 42.6%	1 0.3%	159 42.9%	0 0.0%	159 42.9%	18 4.9%	1 0.3%	178 48.0%	11 0.0%	4 1.1%	18 4.9%	1 0.3%	34 9.2%
0447	Banking/Improp borro w by directors/offic	1	0 0.0%	0 0.0%	0 0.0%	0 0.0%	1 100.0%	0 0.0%	0 0.0%	1 100.0%	0 0.0%	0 0.0%	0 0.0%	0 0.0%	0 0.0%
1348	Banking/Name provis, Savings Assoc Act	4	4 100.0%	0 0.0%	4 100.0%	0 0.0%	0 0.0%	0 0.0%	0 0.0%	0 0.0%	0 0.0%	0 0.0%	0 0.0%	0 0.0%	0 0.0%
1240	Bicycle/Use w/out pe rmission	2	2 100.0%	0 0.0%	2 100.0%	0 0.0%	0 0.0%	0 0.0%	0 0.0%	0 0.0%	0 0.0%	0 0.0%	0 0.0%	0 0.0%	0 0.0%
0031	Bigamy/Bigamy	4	0 0.0%	0 0.0%	0 0.0%	0 0.0%	4 100.0%	0 0.0%	0 0.0%	4 100.0%	0 0.0%	0 0.0%	0 0.0%	0 0.0%	0 0.0%
0030	Blackmail/Blackmail or Extortion	11	6 54.5%	0 0.0%	6 54.5%	0 0.0%	4 36.4%	1 9.1%	0 0.0%	5 45.5%	0 0.0%	0 0.0%	0 0.0%	0 0.0%	0 0.0%
1569	Bodies/Distribute hu man bodies Article	1	0 0.0%	0 0.0%	0 0.0%	0 0.0%	1 100.0%	0 0.0%	0 0.0%	1 100.0%	0 0.0%	0 0.0%	0 0.0%	0 0.0%	0 0.0%
2774	Bomb/Detonate injury to person	4	0 0.0%	0 0.0%	0 0.0%	0 0.0%	2 50.0%	1 25.0%	0 0.0%	3 75.0%	1 0.0%	0 0.0%	0 0.0%	0 0.0%	1 25.0%

CODE	OFFENSE	DISP INDIT. PERIOD	GUILTY PLEA	TRIAL: GUILTY	TOTAL CONVICT	TRIAL NOT GUILTY	PROS ENDED/ NOL PROS	PTI/ JUD COMMIT	JUD DISM	TOTAL NON- CONVICT	REMAND	DISM AT PRELIM/ NO BILL	FAIL TO APPEAR	OTHER	TOTAL OTHER
2772	Bomb/Detonate w mali ce - death	1	0 0.0%	0 0.0%	0 0.0%	0 0.0%	0 0.0%	1 100.0%	0 0.0%	1 100.0%	0 0.0%	0 0.0%	0 0.0%	0 0.0%	0 0.0%
2775	Bomb/Explosion or at tempt damage bldg	12	4 33.3%	0 0.0%	4 33.3%	0 0.0%	7 58.3%	1 8.3%	0 0.0%	8 66.7%	0 0.0%	0 0.0%	0 0.0%	0 0.0%	0 0.0%
2778	Bomb/Hoax or replica communicate or thre	6	2 33.3%	0 0.0%	2 33.3%	0 0.0%	3 50.0%	0 0.0%	0 0.0%	3 50.0%	1 0.0%	0 0.0%	0 0.0%	0 0.0%	1 16.7%
2777	Bomb/Hoax or replica manuf or possess	3	1 33.3%	0 0.0%	1 33.3%	0 0.0%	1 33.3%	0 0.0%	0 0.0%	1 33.3%	1 0.0%	0 0.0%	0 0.0%	0 0.0%	1 33.3%
2780	Bomb/Make bomb threa t or false info lst	24	8 33.3%	1 4.2%	9 37.5%	1 4.2%	10 41.7%	3 12.5%	0 0.0%	14 58.3%	0 0.0%	1 4.2%	0 0.0%	0 0.0%	1 4.2%
2781	Bomb/Make bomb thrt or false info 2d/sub	2	2 100.0%	0 0.0%	2 100.0%	0 0.0%	0 0.0%	0 0.0%	0 0.0%	0 0.0%	0 0.0%	0 0.0%	0 0.0%	0 0.0%	0 0.0%
2776	Bomb/Poss manuf tran sport bomb or part	24	3 12.5%	1 4.2%	4 16.7%	0 0.0%	10 41.7%	1 4.2%	0 0.0%	11 45.8%	6 0.0%	1 4.2%	1 4.2%	1 4.2%	9 37.5%
0544	Bomb/SC Explosives C ontrol Act-1st off	5	3 60.0%	0 0.0%	3 60.0%	0 0.0%	1 20.0%	1 20.0%	0 0.0%	2 40.0%	0 0.0%	0 0.0%	0 0.0%	0 0.0%	0 0.0%
0215	Bomb/Threat to kill, injure w/bomb-1st o	9	1 11.1%	0 0.0%	1 11.1%	0 0.0%	3 33.3%	3 33.3%	0 0.0%	6 66.7%	2 0.0%	0 0.0%	0 0.0%	0 0.0%	2 22.2%
0772	Bonds/Steal bonds, \$ 5,000/more	1	1 100.0%	0 0.0%	1 100.0%	0 0.0%	0 0.0%	0 0.0%	0 0.0%	0 0.0%	0 0.0%	0 0.0%	0 0.0%	0 0.0%	0 0.0%
0955	Breach/Breach of pea ce, aggravated	34	17 50.0%	0 0.0%	17 50.0%	0 0.0%	14 41.2%	2 5.9%	0 0.0%	16 47.1%	1 0.0%	0 0.0%	0 0.0%	0 0.0%	1 2.9%
0891	Breach/Breach of pea ce, nonaggravated	29	23 79.3%	0 0.0%	23 79.3%	0 0.0%	2 6.9%	0 0.0%	0 0.0%	2 6.9%	4 0.0%	0 0.0%	0 0.0%	0 0.0%	4 13.8%
0423	Breach/Obt prop, fal se tokens,\$5000/more	21	3 14.3%	0 0.0%	3 14.3%	0 0.0%	14 66.7%	3 14.3%	0 0.0%	17 81.0%	0 0.0%	0 0.0%	1 4.8%	0 0.0%	1 4.8%
0422	Breach/Obt sign/prop false pret,\$5000/mo	150	45 30.0%	1 0.7%	46 30.7%	0 0.0%	61 40.7%	10 6.7%	0 0.0%	71 47.3%	4 0.0%	5 3.3%	22 14.7%	2 1.3%	33 22.0%
1186	Breach/Obtain sign/p rop, false, \$1000/le	149	46 30.9%	0 0.0%	46 30.9%	0 0.0%	53 35.6%	11 7.4%	9 6.0%	73 49.0%	19 0.0%	2 1.3%	6 4.0%	3 2.0%	30 20.1%
0421	Breach/Of trust w/fr aud intent, >\$5000	474	178 37.6%	3 0.6%	181 38.2%	0 0.0%	193 40.7%	46 9.7%	2 0.4%	241 50.8%	7 0.0%	22 4.6%	23 4.9%	0 0.0%	52 11.0%
0420	Breach/Of trust w/fr d int,>\$1000 <\$5000	908	349 38.4%	0 0.0%	349 38.4%	0 0.0%	288 31.7%	148 16.3%	0 0.0%	436 48.0%	38 0.0%	38 4.2%	43 4.7%	4 0.4%	123 13.5%
0531	Breach/Sign/prop, fa lse, \$1000 < \$5000	188	53 28.2%	2 1.1%	55 29.3%	1 0.5%	91 48.4%	7 3.7%	12 6.4%	111 59.0%	14 0.0%	2 1.1%	6 3.2%	0 0.0%	22 11.7%

PROGRAM-ID CRM115
 FOR PERIOD 07/01/2003 THRU 06/30/2004
 RUN DATE 07/20/2004

SOUTH CAROLINA COURT ADMINISTRATION
 GENERAL SESSIONS DISPOSITIONS
 BY ALL OFFENSES

PAGE 13

CODE	OFFENSE	DISP INDIT. PERIOD	GUILTY PLEA	TRIAL: GUILTY	TOTAL CONVICT	TRIAL NOT GUILTY	PROS ENDED/ NOL PROS	PTI/ JUD COMMIT	JUD DISM	TOTAL NON- CONVICT	REMAND	DISM AT PRELIM/ NO BILL	FAIL TO APPEAR	OTHER	TOTAL OTHER
0532	Breach/Trst,obt prop -tokn,\$1000 < \$5000	12	5 41.7%	0 0.0%	5 41.7%	0 0.0%	5 41.7%	1 8.3%	0 0.0%	6 50.0%	0 0.0%	1 8.3%	0 0.0%	0 0.0%	1 8.3%
1185	Breach/Trust w/fraud intent, \$1000/less	158	68 43.0%	0 0.0%	68 43.0%	0 0.0%	44 27.8%	10 6.3%	0 0.0%	54 34.2%	21 0.0%	3 1.9%	12 7.6%	0 0.0%	36 22.8%
1187	Breach/Trust,obt prop -token,\$1000/less	5	1 20.0%	0 0.0%	1 20.0%	0 0.0%	3 60.0%	0 0.0%	0 0.0%	3 60.0%	0 0.0%	0 0.0%	1 20.0%	0 0.0%	1 20.0%
0259	Bribes/Accept by jur ors/arbit/umps/refs	1	0 0.0%	0 0.0%	0 0.0%	0 0.0%	1 100.0%	0 0.0%	0 0.0%	1 100.0%	0 0.0%	0 0.0%	0 0.0%	0 0.0%	0 0.0%
0236	Bribes/Accept money to conceal Felony	5	1 20.0%	0 0.0%	1 20.0%	0 0.0%	2 40.0%	2 40.0%	0 0.0%	4 80.0%	0 0.0%	0 0.0%	0 0.0%	0 0.0%	0 0.0%
0237	Bribes/Accept money to conceal misd	1	0 0.0%	0 0.0%	0 0.0%	0 0.0%	1 100.0%	0 0.0%	0 0.0%	1 100.0%	0 0.0%	0 0.0%	0 0.0%	0 0.0%	0 0.0%
0235	Bribes/Accept of reb ates/compensation	1	0 0.0%	1 100.0%	1 100.0%	0 0.0%	0 0.0%	0 0.0%	0 0.0%	0 0.0%	0 0.0%	0 0.0%	0 0.0%	0 0.0%	0 0.0%
0752	Bribes/Agents, serva nts or employees	2	1 50.0%	0 0.0%	1 50.0%	0 0.0%	1 50.0%	0 0.0%	0 0.0%	1 50.0%	0 0.0%	0 0.0%	0 0.0%	0 0.0%	0 0.0%
0262	Bribes/Giving/offeri ng bribes to officer	2	1 50.0%	0 0.0%	1 50.0%	0 0.0%	1 50.0%	0 0.0%	0 0.0%	1 50.0%	0 0.0%	0 0.0%	0 0.0%	0 0.0%	0 0.0%
1484	Broker/Real estate b rokers Chapter	1	0 0.0%	0 0.0%	0 0.0%	0 0.0%	1 100.0%	0 0.0%	0 0.0%	1 100.0%	0 0.0%	0 0.0%	0 0.0%	0 0.0%	0 0.0%
0038	Buggery/Buggery	2	0 0.0%	0 0.0%	0 0.0%	0 0.0%	0 0.0%	0 0.0%	0 0.0%	0 0.0%	0 0.0%	0 0.0%	2 100.0%	0 0.0%	2 100.0%
1486	Builder/Resid home b uilders, w/o license	5	1 20.0%	0 0.0%	1 20.0%	0 0.0%	2 40.0%	1 20.0%	0 0.0%	3 60.0%	1 0.0%	0 0.0%	0 0.0%	0 0.0%	1 20.0%
0613	Buildings/Tenant, in j/destr of bldg/crop	8	2 25.0%	0 0.0%	2 25.0%	0 0.0%	3 37.5%	0 0.0%	0 0.0%	3 37.5%	1 0.0%	0 0.0%	2 25.0%	0 0.0%	3 37.5%
0079	Burglary/(After 6/20 /85)-1st degree	1,188	181 15.2%	26 2.2%	207 17.4%	16 1.3%	785 66.1%	29 2.4%	7 0.6%	837 70.5%	40 0.0%	63 5.3%	33 2.8%	8 0.7%	144 12.1%
0427	Burglary/(After 6/20 /85)-3rd deg-1st off	1,401	1,057 75.4%	0 0.0%	1,057 75.4%	2 0.1%	240 17.1%	44 3.1%	0 0.0%	286 20.4%	19 0.0%	9 0.6%	27 1.9%	3 0.2%	58 4.1%
0428	Burglary/(After 6/20 /85)-3rd deg-2nd off	106	78 73.6%	0 0.0%	78 73.6%	0 0.0%	24 22.6%	1 0.9%	0 0.0%	25 23.6%	1 0.0%	1 0.9%	1 0.9%	0 0.0%	3 2.8%
0080	Burglary/(Non-V)(Aft er 1/20/85)-2nd degr	3,609	1,970 54.6%	5 0.1%	1,975 54.7%	6 0.2%	1,203 33.3%	166 4.6%	2 0.1%	1,377 38.2%	65 0.0%	63 1.7%	103 2.9%	26 0.7%	257 7.1%
0086	Burglary/(Viol)(Afte r 1/20/85)-2nd degree	583	471 80.8%	3 0.5%	474 81.3%	0 0.0%	83 14.2%	10 1.7%	1 0.2%	94 16.1%	1 0.0%	5 0.9%	7 1.2%	2 0.3%	15 2.6%

PROGRAM-ID CRM115
 FOR PERIOD 07/01/2003 THRU 06/30/2004
 RUN DATE 07/20/2004

SOUTH CAROLINA COURT ADMINISTRATION
 GENERAL SESSIONS DISPOSITIONS
 BY ALL OFFENSES

PAGE 14

CODE	OFFENSE	DISP INDIT. PERIOD	GUILTY PLEA	TRIAL: GUILTY	TOTAL CONVICT	TRIAL NOT GUILTY	PROS ENDED/ NOL PROS	PTI/ JUD COMMIT	JUD DISM	TOTAL NON- CONVICT	REMAND	DISM AT PRELIM/ NO BILL	FAIL TO APPEAR	OTHER	TOTAL OTHER
0019	Burglary/Attempted burglary	72	24 33.3%	0 0.0%	24 33.3%	0 0.0%	37 51.4%	1 1.4%	1 1.4%	39 54.2%	3 0.0%	3 4.2%	3 4.2%	0 0.0%	9 12.5%
0141	Burglary/Safecracking	116	18 15.5%	1 0.9%	19 16.4%	1 0.9%	87 75.0%	4 3.4%	0 0.0%	92 79.3%	0 0.0%	4 3.4%	1 0.9%	0 0.0%	5 4.3%
2600	Carjacking/Take vehicle by force, w/injury	15	8 53.3%	0 0.0%	8 53.3%	0 0.0%	7 46.7%	0 0.0%	0 0.0%	7 46.7%	0 0.0%	0 0.0%	0 0.0%	0 0.0%	0 0.0%
2599	Carjacking/Take vehicle, w/o injury	61	19 31.1%	2 3.3%	21 34.4%	3 4.9%	30 49.2%	0 0.0%	1 1.6%	34 55.7%	1 0.0%	3 4.9%	2 3.3%	0 0.0%	6 9.8%
2477	Carrier/Operate waste veh w/o cert-2nd off	1	0 0.0%	0 0.0%	0 0.0%	0 0.0%	1 100.0%	0 0.0%	0 0.0%	1 100.0%	0 0.0%	0 0.0%	0 0.0%	0 0.0%	0 0.0%
2478	Carrier/Waste veh w/o cert-3rd/sub off	1	0 0.0%	0 0.0%	0 0.0%	0 0.0%	1 100.0%	0 0.0%	0 0.0%	1 100.0%	0 0.0%	0 0.0%	0 0.0%	0 0.0%	0 0.0%
2884	Checks/Fraud./stop pmt <\$500>\$1000, 2nd/	2	1 50.0%	0 0.0%	1 50.0%	0 0.0%	0 0.0%	1 50.0%	0 0.0%	1 50.0%	0 0.0%	0 0.0%	0 0.0%	0 0.0%	0 0.0%
0670	Checks/Fraudulent <=\$500-1st off	101	23 22.8%	0 0.0%	23 22.8%	0 0.0%	55 54.5%	2 2.0%	0 0.0%	57 56.4%	9 0.0%	1 1.0%	2 2.0%	9 8.9%	21 20.8%
0671	Checks/Fraudulent <=\$500-2nd/sub off	7	5 71.4%	0 0.0%	5 71.4%	0 0.0%	2 28.6%	0 0.0%	0 0.0%	2 28.6%	0 0.0%	0 0.0%	0 0.0%	0 0.0%	0 0.0%
0800	Checks/Fraudulent >\$1000-1st off	459	86 18.7%	0 0.0%	86 18.7%	1 0.2%	290 63.2%	19 4.1%	0 0.0%	310 67.5%	11 0.0%	17 3.7%	34 7.4%	1 0.2%	63 13.7%
0446	Checks/Fraudulent check,>\$1000-2nd/sub off	58	10 17.2%	0 0.0%	10 17.2%	0 0.0%	38 65.5%	3 5.2%	0 0.0%	41 70.7%	5 0.0%	0 0.0%	2 3.4%	0 0.0%	7 12.1%
2883	Checks/Fraudulent or stop pmt <\$500>\$100	23	7 30.4%	0 0.0%	7 30.4%	0 0.0%	12 52.2%	0 0.0%	0 0.0%	12 52.2%	3 0.0%	1 4.3%	0 0.0%	0 0.0%	4 17.4%
2395	Child/Endangerment, vehicle w/minor	84	26 31.0%	0 0.0%	26 31.0%	0 0.0%	50 59.5%	1 1.2%	0 0.0%	51 60.7%	4 0.0%	1 1.2%	2 2.4%	0 0.0%	7 8.3%
2783	Children/Abandonment of children	4	0 0.0%	0 0.0%	0 0.0%	0 0.0%	1 25.0%	0 0.0%	0 0.0%	1 25.0%	0 0.0%	0 0.0%	3 75.0%	0 0.0%	3 75.0%
0078	Children/Cruelty to children	32	15 46.9%	0 0.0%	15 46.9%	0 0.0%	6 18.8%	8 25.0%	0 0.0%	14 43.8%	3 0.0%	0 0.0%	0 0.0%	0 0.0%	3 9.4%
0172	Children/Fail to report abuse/neglect	3	0 0.0%	0 0.0%	0 0.0%	0 0.0%	3 100.0%	0 0.0%	0 0.0%	3 100.0%	0 0.0%	0 0.0%	0 0.0%	0 0.0%	0 0.0%
2782	Children/Il treat child, servants, helpless	5	2 40.0%	0 0.0%	2 40.0%	0 0.0%	1 20.0%	0 0.0%	0 0.0%	1 20.0%	0 0.0%	2 40.0%	0 0.0%	0 0.0%	2 40.0%
2481	Children/Neglect of child or helpless pe	554	198 35.7%	1 0.2%	199 35.9%	1 0.2%	242 43.7%	60 10.8%	3 0.5%	306 55.2%	21 0.0%	12 2.2%	16 2.9%	0 0.0%	49 8.8%

PROGRAM-ID CRM115
 FOR PERIOD 07/01/2003 THRU 06/30/2004
 RUN DATE 07/20/2004

SOUTH CAROLINA COURT ADMINISTRATION
 GENERAL SESSIONS DISPOSITIONS
 BY ALL OFFENSES

PAGE 15

CODE	OFFENSE	DISP INDIT. PERIOD	GUILTY PLEA	TRIAL: GUILTY	TOTAL CONVICT	TRIAL NOT GUILTY	PROS ENDED/ NOL PROS	PTI/ JUD COMMIT	JUD DISM	TOTAL NON- CONVICT	REMAND	DISM AT PRELIM/ NO BILL	FAIL TO APPEAR	OTHER	TOTAL OTHER
0762	Children/Obligat to support spouse/child	9	0 0.0%	0 0.0%	0 0.0%	0 0.0%	9 100.0%	0 0.0%	0 0.0%	9 100.0%	0 0.0%	0 0.0%	0 0.0%	0 0.0%	0 0.0%
2522	Children/Trans child , return 3 D	1	0 0.0%	0 0.0%	0 0.0%	0 0.0%	1 100.0%	0 0.0%	0 0.0%	1 100.0%	0 0.0%	0 0.0%	0 0.0%	0 0.0%	0 0.0%
0338	Children/Trans child , return not w/in 72	9	2 22.2%	0 0.0%	2 22.2%	0 0.0%	3 33.3%	2 22.2%	0 0.0%	5 55.6%	0 0.0%	0 0.0%	2 22.2%	0 0.0%	2 22.2%
2523	Children/Trans child , use force	2	1 50.0%	0 0.0%	1 50.0%	0 0.0%	1 50.0%	0 0.0%	0 0.0%	1 50.0%	0 0.0%	0 0.0%	0 0.0%	0 0.0%	0 0.0%
2480	Children/Violate con fid, Abuse & Neg pro	1	0 0.0%	0 0.0%	0 0.0%	0 0.0%	0 0.0%	0 0.0%	0 0.0%	0 0.0%	1 100.0%	0 0.0%	0 0.0%	0 0.0%	1 100.0%
0749	Cigarette/Supply min ors w/tobacco	1	0 0.0%	0 0.0%	0 0.0%	0 0.0%	1 100.0%	0 0.0%	0 0.0%	1 100.0%	0 0.0%	0 0.0%	0 0.0%	0 0.0%	0 0.0%
1117	Coin/Residency viola tion, video game mac	1	0 0.0%	0 0.0%	0 0.0%	0 0.0%	1 100.0%	0 0.0%	0 0.0%	1 100.0%	0 0.0%	0 0.0%	0 0.0%	0 0.0%	0 0.0%
0410	Coin/Skim video game machine proceeds	1	0 0.0%	0 0.0%	0 0.0%	0 0.0%	1 100.0%	0 0.0%	0 0.0%	1 100.0%	0 0.0%	0 0.0%	0 0.0%	0 0.0%	0 0.0%
0496	Coin/Unlaw manuf, sa le of slugs	2	0 0.0%	0 0.0%	0 0.0%	0 0.0%	2 100.0%	0 0.0%	0 0.0%	2 100.0%	0 0.0%	0 0.0%	0 0.0%	0 0.0%	0 0.0%
0690	Coin/Use slug to ope rate coin machine	1	0 0.0%	0 0.0%	0 0.0%	0 0.0%	1 100.0%	0 0.0%	0 0.0%	1 100.0%	0 0.0%	0 0.0%	0 0.0%	0 0.0%	0 0.0%
1212	Computer/Crime Act, \$1000/lss, 3rd d-1st	10	1 10.0%	0 0.0%	1 10.0%	0 0.0%	0 0.0%	0 0.0%	0 0.0%	0 0.0%	8 80.0%	1 10.0%	0 0.0%	0 0.0%	9 90.0%
0426	Computer/Crime Act, >\$25,000-1st deg	6	0 0.0%	0 0.0%	0 0.0%	0 0.0%	5 83.3%	0 0.0%	0 0.0%	5 83.3%	1 16.7%	0 0.0%	0 0.0%	0 0.0%	1 16.7%
0745	Computer/Crm Act 100 0/less 3rd d-2nd/sub	2	0 0.0%	0 0.0%	0 0.0%	0 0.0%	2 100.0%	0 0.0%	0 0.0%	2 100.0%	0 0.0%	0 0.0%	0 0.0%	0 0.0%	0 0.0%
0534	Computer/Crm Act,>\$1 000-\$25000-2d d-2d o	4	1 25.0%	0 0.0%	1 25.0%	0 0.0%	2 50.0%	0 0.0%	0 0.0%	2 50.0%	0 0.0%	0 0.0%	1 25.0%	0 0.0%	1 25.0%
0681	Computer/Crme Act>\$1 000-\$25000 2nd d 1st	12	6 50.0%	0 0.0%	6 50.0%	0 0.0%	6 50.0%	0 0.0%	0 0.0%	6 50.0%	0 0.0%	0 0.0%	0 0.0%	0 0.0%	0 0.0%
0049	Conspiracy/Criminal Conspir C/L conspir de	900	332 36.9%	8 0.9%	340 37.8%	3 0.3%	445 49.4%	55 6.1%	3 0.3%	506 56.2%	12 1.3%	17 1.9%	23 2.6%	2 0.2%	54 6.0%
0803	Conspiracy/Defraud g overnment	1	0 0.0%	0 0.0%	0 0.0%	0 0.0%	1 100.0%	0 0.0%	0 0.0%	1 100.0%	0 0.0%	0 0.0%	0 0.0%	0 0.0%	0 0.0%
0809	Consumer/Protection Code, disclosure	2	2 100.0%	0 0.0%	2 100.0%	0 0.0%	0 0.0%	0 0.0%	0 0.0%	0 0.0%	0 0.0%	0 0.0%	0 0.0%	0 0.0%	0 0.0%

CODE	OFFENSE	DISP INDIT. PERIOD	GUILTY PLEA	TRIAL: GUILTY	TOTAL CONVICT	TRIAL NOT GUILTY	PROS ENDED/ NOL PROS	PTI/ JUD COMMIT	JUD DISM	TOTAL NON- CONVICT	REMAND	DISM AT PRELIM/ NO BILL	FAIL TO APPEAR	OTHER	TOTAL OTHER
0173	Contempt/Contempt of Circuit Court	6	5 83.3%	0 0.0%	5 83.3%	0 0.0%	0 0.0%	0 0.0%	0 0.0%	0 0.0%	0 0.0%	0 0.0%	0 0.0%	1 16.7%	1 16.7%
2794	Contractor/Unlawful practice false info	1	1 100.0%	0 0.0%	1 100.0%	0 0.0%	0 0.0%	0 0.0%	0 0.0%	0 0.0%	0 0.0%	0 0.0%	0 0.0%	0 0.0%	0 0.0%
2484	Courts/Fail to cancel judgments	1	0 0.0%	0 0.0%	0 0.0%	0 0.0%	1 100.0%	0 0.0%	0 0.0%	1 100.0%	0 0.0%	0 0.0%	0 0.0%	0 0.0%	0 0.0%
2451	Courts/Intimidate of officials, jurors, etc	68	11 16.2%	2 2.9%	13 19.1%	0 0.0%	48 70.6%	2 2.9%	0 0.0%	50 73.5%	1 1.5%	1 1.5%	3 4.4%	0 0.0%	5 7.4%
0325	Courts/Record grand or petit jury	1	1 100.0%	0 0.0%	1 100.0%	0 0.0%	0 0.0%	0 0.0%	0 0.0%	0 0.0%	0 0.0%	0 0.0%	0 0.0%	0 0.0%	0 0.0%
0857	Detectives/Viol priv detectives/security	3	1 33.3%	0 0.0%	1 33.3%	0 0.0%	1 33.3%	0 0.0%	0 0.0%	1 33.3%	0 0.0%	0 0.0%	1 33.3%	0 0.0%	1 33.3%
1560	Diseases/Sexually transmitted disease	1	0 0.0%	0 0.0%	0 0.0%	0 0.0%	0 0.0%	1 100.0%	0 0.0%	1 100.0%	0 0.0%	0 0.0%	0 0.0%	0 0.0%	0 0.0%
0622	Disorderly/Public disorderly conduct	185	79 42.7%	0 0.0%	79 42.7%	0 0.0%	72 38.9%	9 4.9%	0 0.0%	81 43.8%	24 13.0%	0 0.0%	1 0.5%	0 0.0%	25 13.5%
2988	Domestic/ CDV high & aggravated	127	47 37.0%	0 0.0%	47 37.0%	1 0.8%	34 26.8%	3 2.4%	0 0.0%	38 29.9%	24 18.9%	15 11.8%	3 2.4%	0 0.0%	42 33.1%
0685	Domestic/Crim Domestic Viol-3rd/sub off	915	468 51.1%	0 0.0%	468 51.1%	6 0.7%	274 29.9%	0 0.0%	1 0.1%	281 30.7%	117 12.8%	28 3.1%	16 1.7%	5 0.5%	166 18.1%
2671	Domestic/Criminal Domestic Viol - 1st of	343	222 64.7%	1 0.3%	223 65.0%	1 0.3%	65 19.0%	2 0.6%	0 0.0%	68 19.8%	37 10.8%	4 1.2%	11 3.2%	0 0.0%	52 15.2%
2672	Domestic/Criminal Domestic Viol - 2nd of	163	117 71.8%	0 0.0%	117 71.8%	0 0.0%	29 17.8%	1 0.6%	0 0.0%	30 18.4%	13 8.0%	1 0.6%	2 1.2%	0 0.0%	16 9.8%
1247	Domestic/Violate order under PFDA Act	28	4 14.3%	0 0.0%	4 14.3%	0 0.0%	13 46.4%	0 0.0%	0 0.0%	13 46.4%	10 35.7%	1 3.6%	0 0.0%	0 0.0%	11 39.3%
2919	Drugs/ Possession of 15 or > units, ecs	2	1 50.0%	0 0.0%	1 50.0%	0 0.0%	0 0.0%	1 50.0%	0 0.0%	1 50.0%	0 0.0%	0 0.0%	0 0.0%	0 0.0%	0 0.0%
2587	Drugs/Admin-not Sched. I (b),(c) or II-1s	13	1 7.7%	0 0.0%	1 7.7%	0 0.0%	10 76.9%	1 7.7%	0 0.0%	11 84.6%	0 0.0%	0 0.0%	1 7.7%	0 0.0%	1 7.7%
2584	Drugs/Admin-Sched. I (b),(c) or II-1st of	39	2 5.1%	0 0.0%	2 5.1%	0 0.0%	32 82.1%	1 2.6%	0 0.0%	33 84.6%	0 0.0%	0 0.0%	4 10.3%	0 0.0%	4 10.3%
2585	Drugs/Admin-Sched. I (b),(c) or II-2nd of	1	0 0.0%	0 0.0%	0 0.0%	0 0.0%	1 100.0%	0 0.0%	0 0.0%	1 100.0%	0 0.0%	0 0.0%	0 0.0%	0 0.0%	0 0.0%
2586	Drugs/Admin-Sched. I (b),(c) or II-3rd/s	1	1 100.0%	0 0.0%	1 100.0%	0 0.0%	0 0.0%	0 0.0%	0 0.0%	0 0.0%	0 0.0%	0 0.0%	0 0.0%	0 0.0%	0 0.0%

PROGRAM-ID CRM115
 FOR PERIOD 07/01/2003 THRU 06/30/2004
 RUN DATE 07/20/2004

SOUTH CAROLINA COURT ADMINISTRATION
 GENERAL SESSIONS DISPOSITIONS
 BY ALL OFFENSES

PAGE 17

CODE	OFFENSE	DISP INDIT. PERIOD	GUILTY PLEA	TRIAL: GUILTY	TOTAL CONVICT	TRIAL NOT GUILTY	PROS ENDED/ NOL PROS	PTI/ JUD COMMIT	JUD DISM	TOTAL NON- CONVICT	REMAND	DISM AT PRELIM/ NO BILL	FAIL TO APPEAR	OTHER	TOTAL OTHER
1577	Drugs/Anab, poss, 10 /less doses-1st off	2	1 50.0%	0 0.0%	1 50.0%	0 0.0%	0 0.0%	1 50.0%	0 0.0%	1 50.0%	0 0.0%	0 0.0%	0 0.0%	0 0.0%	0 0.0%
1581	Drugs/Anab, poss, 10 0/more doses-1st off	1	1 100.0%	0 0.0%	1 100.0%	0 0.0%	0 0.0%	0 0.0%	0 0.0%	0 0.0%	0 0.0%	0 0.0%	0 0.0%	0 0.0%	0 0.0%
1575	Drugs/Anabolic, dist ribute-1st off	1	0 0.0%	0 0.0%	0 0.0%	0 0.0%	1 100.0%	0 0.0%	0 0.0%	1 100.0%	0 0.0%	0 0.0%	0 0.0%	0 0.0%	0 0.0%
0027	Drugs/Attempt & cons piracy, gen provisio	703	194 27.6%	1 0.1%	195 27.7%	0 0.0%	368 52.3%	76 10.8%	2 0.3%	446 63.4%	6 0.0%	11 1.6%	32 4.6%	13 1.8%	62 8.8%
0108	Drugs/Dis,sell, pur, man crack near scho	2,318	411 17.7%	12 0.5%	423 18.2%	4 0.2%	1,666 71.9%	47 2.0%	1 0.0%	1,718 74.1%	13 0.0%	55 2.4%	104 4.5%	5 0.2%	177 7.6%
0293	Drugs/Dist I(b),(c)& II & c/c person <18	13	2 15.4%	0 0.0%	2 15.4%	0 0.0%	11 84.6%	0 0.0%	0 0.0%	11 84.6%	0 0.0%	0 0.0%	0 0.0%	0 0.0%	0 0.0%
2363	Drugs/Dist oth than Sch I(b),(c), to <18	14	9 64.3%	0 0.0%	9 64.3%	0 0.0%	5 35.7%	0 0.0%	0 0.0%	5 35.7%	0 0.0%	0 0.0%	0 0.0%	0 0.0%	0 0.0%
0107	Drugs/Dist, sell, pu rch, manuf near scho	2,717	564 20.8%	6 0.2%	570 21.0%	13 0.5%	1,730 63.7%	201 7.4%	0 0.0%	1,944 71.5%	37 0.0%	54 2.0%	99 3.6%	13 0.5%	203 7.5%
0561	Drugs/Distribution L aw, Prohibit Acts C	579	229 39.6%	0 0.0%	229 39.6%	0 0.0%	159 27.5%	129 22.3%	4 0.7%	292 50.4%	7 0.0%	1 0.2%	19 3.3%	31 5.4%	58 10.0%
2735	Drugs/GHB (Date Drug) > 50mg, 1st off.	2	0 0.0%	0 0.0%	0 0.0%	0 0.0%	1 50.0%	1 50.0%	0 0.0%	2 100.0%	0 0.0%	0 0.0%	0 0.0%	0 0.0%	0 0.0%
2736	Drugs/GHB (Date Drug) > 50mg, 2nd/sub. o	2	0 0.0%	0 0.0%	0 0.0%	0 0.0%	2 100.0%	0 0.0%	0 0.0%	2 100.0%	0 0.0%	0 0.0%	0 0.0%	0 0.0%	0 0.0%
0632	Drugs/Glue Sniffing, aromatic hydrocarbo	1	1 100.0%	0 0.0%	1 100.0%	0 0.0%	0 0.0%	0 0.0%	0 0.0%	0 0.0%	0 0.0%	0 0.0%	0 0.0%	0 0.0%	0 0.0%
0443	Drugs/Hire person <1 7 to cond fin activi	1	1 100.0%	0 0.0%	1 100.0%	0 0.0%	0 0.0%	0 0.0%	0 0.0%	0 0.0%	0 0.0%	0 0.0%	0 0.0%	0 0.0%	0 0.0%
1573	Drugs/Hypo needle/sy ringe Article violat	1	0 0.0%	0 0.0%	0 0.0%	0 0.0%	1 100.0%	0 0.0%	0 0.0%	1 100.0%	0 0.0%	0 0.0%	0 0.0%	0 0.0%	0 0.0%
0112	Drugs/Manuf distrib ice crank c/c-1st of	3,341	999 29.9%	10 0.3%	1,009 30.2%	7 0.2%	1,839 55.0%	136 4.1%	3 0.1%	1,985 59.4%	11 0.0%	75 2.2%	244 7.3%	17 0.5%	347 10.4%
0113	Drugs/Manuf distrib ice crank c/c-2nd of	436	305 70.0%	10 2.3%	315 72.2%	0 0.0%	97 22.2%	2 0.5%	0 0.0%	99 22.7%	0 0.0%	3 0.7%	19 4.4%	0 0.0%	22 5.0%
0114	Drugs/Manuf distrib ice crank c/c-3rd/su	277	153 55.2%	6 2.2%	159 57.4%	0 0.0%	105 37.9%	2 0.7%	0 0.0%	107 38.6%	0 0.0%	1 0.4%	9 3.2%	1 0.4%	11 4.0%
0183	Drugs/MDP,Sch I(b) & (c)& II-1st off	1,989	1,090 54.8%	5 0.3%	1,095 55.1%	3 0.2%	558 28.1%	186 9.4%	1 0.1%	748 37.6%	30 0.0%	24 1.2%	75 3.8%	17 0.9%	146 7.3%

PROGRAM-ID CRM115
 FOR PERIOD 07/01/2003 THRU 06/30/2004
 RUN DATE 07/20/2004

SOUTH CAROLINA COURT ADMINISTRATION
 GENERAL SESSIONS DISPOSITIONS
 BY ALL OFFENSES

PAGE 18

CODE	OFFENSE	DISP INDIT. PERIOD	GUILTY PLEA	TRIAL: GUILTY	TOTAL CONVICT	TRIAL NOT GUILTY	PROS ENDED/ NOL PROS	PTI/ JUD COMMIT	JUD DISM	TOTAL NON- CONVICT	REMAND	DISM AT PRELIM/ NO BILL	FAIL TO APPEAR	OTHER	TOTAL OTHER
0184	Drugs/MDP,Sch I(b)&(c)& II-2nd	121	74 61.2%	3 2.5%	77 63.6%	0 0.0%	29 24.0%	4 3.3%	0 0.0%	33 27.3%	3 0.0%	1 0.8%	7 5.8%	0 0.0%	11 9.1%
0185	Drugs/MDP,Sch I(b)&(c)& II-3rd/sub off	38	17 44.7%	0 0.0%	17 44.7%	0 0.0%	19 50.0%	0 0.0%	0 0.0%	19 50.0%	0 0.0%	2 5.3%	0 0.0%	0 0.0%	2 5.3%
0186	Drugs/MP of other Sc h I,II,III wtd-1st	3,519	1,328 37.7%	5 0.1%	1,333 37.9%	4 0.1%	1,388 39.4%	401 11.4%	2 0.1%	1,795 51.0%	155 0.0%	80 2.3%	147 4.2%	9 0.3%	391 11.1%
0187	Drugs/MP of other Sc h I,II,III wtd-2nd	296	177 59.8%	1 0.3%	178 60.1%	0 0.0%	87 29.4%	4 1.4%	0 0.0%	91 30.7%	18 0.0%	1 0.3%	8 2.7%	0 0.0%	27 9.1%
0189	Drugs/MP of Sch IV d rugs wtd-1st off	236	54 22.9%	0 0.0%	54 22.9%	0 0.0%	142 60.2%	26 11.0%	0 0.0%	168 71.2%	2 0.0%	2 0.8%	10 4.2%	0 0.0%	14 5.9%
0190	Drugs/MP of Sch IV d rugs wtd-2nd/sub of	26	5 19.2%	0 0.0%	5 19.2%	0 0.0%	17 65.4%	1 3.8%	0 0.0%	18 69.2%	1 0.0%	0 0.0%	2 7.7%	0 0.0%	3 11.5%
0188	Drugs/MP oth Sch I,I I,III wtd-3rd/sub o	118	44 37.3%	6 5.1%	50 42.4%	1 0.8%	58 49.2%	1 0.8%	0 0.0%	60 50.8%	3 0.0%	0 0.0%	3 2.5%	2 1.7%	8 6.8%
0191	Drugs/MP Sch V drugs wtd-1st off	27	0 0.0%	1 3.7%	1 3.7%	0 0.0%	16 59.3%	6 22.2%	0 0.0%	22 81.5%	1 0.0%	1 3.7%	1 3.7%	1 3.7%	4 14.8%
0192	Drugs/MP Sch V drugs wtd-2nd/sub off	2	0 0.0%	0 0.0%	0 0.0%	0 0.0%	0 0.0%	2 100.0%	0 0.0%	2 100.0%	0 0.0%	0 0.0%	0 0.0%	0 0.0%	0 0.0%
0296	Drugs/Obtain by frau d, deceit-1st off	432	127 29.4%	0 0.0%	127 29.4%	0 0.0%	189 43.8%	71 16.4%	0 0.0%	260 60.2%	4 0.0%	3 0.7%	31 7.2%	7 1.6%	45 10.4%
0297	Drugs/Obtain by frau d, deceit-2nd/sub of	24	18 75.0%	0 0.0%	18 75.0%	0 0.0%	3 12.5%	1 4.2%	0 0.0%	4 16.7%	0 0.0%	0 0.0%	1 4.2%	1 4.2%	2 8.3%
0659	Drugs/P-28g/lss-marij or 10g/lss-hsh-1st	892	484 54.3%	0 0.0%	484 54.3%	1 0.1%	255 28.6%	61 6.8%	1 0.1%	318 35.7%	47 0.0%	10 1.1%	32 3.6%	1 0.1%	90 10.1%
0182	Drugs/Pos 28g/< marij or 10g/<hsh-2nd/sub	849	486 57.2%	6 0.7%	492 58.0%	1 0.1%	252 29.7%	13 1.5%	1 0.1%	267 31.4%	53 0.0%	18 2.1%	17 2.0%	2 0.2%	90 10.6%
0100	Drugs/Poss < 1 gm of ice crank c/c-1st	3,447	1,875 54.4%	4 0.1%	1,879 54.5%	5 0.1%	1,076 31.2%	199 5.8%	10 0.3%	1,290 37.4%	14 0.0%	66 1.9%	184 5.3%	14 0.4%	278 8.1%
0101	Drugs/Poss < 1 gm of ice crank c/c-2nd	322	249 77.3%	1 0.3%	250 77.6%	0 0.0%	55 17.1%	7 2.2%	0 0.0%	62 19.3%	1 0.0%	2 0.6%	6 1.9%	1 0.3%	10 3.1%
0102	Drugs/Poss < 1 gm of ice crank c/c-3rd/s	73	30 41.1%	3 4.1%	33 45.2%	0 0.0%	31 42.5%	3 4.1%	0 0.0%	34 46.6%	0 0.0%	1 1.4%	3 4.1%	2 2.7%	6 8.2%
0180	Drugs/Poss of other Sc I to V-2nd/sub o	204	121 59.3%	0 0.0%	121 59.3%	0 0.0%	71 34.8%	4 2.0%	0 0.0%	75 36.8%	1 0.0%	0 0.0%	7 3.4%	0 0.0%	8 3.9%
0179	Drugs/Poss of other Sched I to V-1st of	2,015	843 41.8%	1 0.0%	844 41.9%	1 0.0%	829 41.1%	228 11.3%	7 0.3%	1,065 52.9%	18 0.0%	18 0.9%	67 3.3%	3 0.1%	106 5.3%

PROGRAM-ID CRM115
 FOR PERIOD 07/01/2003 THRU 06/30/2004
 RUN DATE 07/20/2004

SOUTH CAROLINA COURT ADMINISTRATION
 GENERAL SESSIONS DISPOSITIONS
 BY ALL OFFENSES

PAGE 19

CODE	OFFENSE	DISP INDIT. PERIOD	GUILTY PLEA	TRIAL: GUILTY	TOTAL CONVICT	TRIAL NOT GUILTY	PROS ENDED/ NOL PROS	PTI/ JUD COMMIT	JUD DISM	TOTAL NON- CONVICT	REMAND	DISM AT PRELIM/ NO BILL	FAIL TO APPEAR	OTHER	TOTAL OTHER
0178	Drugs/Poss of Sc I(b), (c) & Sc II-3rd/sub	67	50 74.6%	2 3.0%	52 77.6%	0 0.0%	12 17.9%	2 3.0%	0 0.0%	14 20.9%	0 0.0%	0 0.0%	1 1.5%	0 0.0%	1 1.5%
0176	Drugs/Poss of Schd I (b), (c) & Schd II-1st	2,366	1,429 60.4%	4 0.2%	1,433 60.6%	4 0.2%	565 23.9%	195 8.2%	2 0.1%	766 32.4%	9 0.0%	37 1.6%	107 4.5%	14 0.6%	167 7.1%
0177	Drugs/Poss of Schd I (b), (c) & Schd II-2nd	167	148 88.6%	1 0.6%	149 89.2%	0 0.0%	12 7.2%	3 1.8%	0 0.0%	15 9.0%	0 0.0%	1 0.6%	2 1.2%	0 0.0%	3 1.8%
0393	Drugs/Property derived from unlawful act	1	1 100.0%	0 0.0%	1 100.0%	0 0.0%	0 0.0%	0 0.0%	0 0.0%	0 0.0%	0 0.0%	0 0.0%	0 0.0%	0 0.0%	0 0.0%
0892	Drugs/Purchase w/in proximity of school	122	1 0.8%	0 0.0%	1 0.8%	0 0.0%	97 79.5%	14 11.5%	0 0.0%	111 91.0%	5 0.0%	1 0.8%	4 3.3%	0 0.0%	10 8.2%
2428	Drugs/Sale, manuf-raphernalia (civil)	200	85 42.5%	0 0.0%	85 42.5%	0 0.0%	82 41.0%	19 9.5%	0 0.0%	101 50.5%	12 0.0%	0 0.0%	2 1.0%	0 0.0%	14 7.0%
2932	Drugs/Theft of a controlled substance, 1	6	1 16.7%	0 0.0%	1 16.7%	0 0.0%	4 66.7%	1 16.7%	0 0.0%	5 83.3%	0 0.0%	0 0.0%	0 0.0%	0 0.0%	0 0.0%
2933	Drugs/Theft of a controlled substance, 2	1	1 100.0%	0 0.0%	1 100.0%	0 0.0%	0 0.0%	0 0.0%	0 0.0%	0 0.0%	0 0.0%	0 0.0%	0 0.0%	0 0.0%	0 0.0%
0450	Drugs/Traf ice, crack, crack>10<28g-1st	336	100 29.8%	5 1.5%	105 31.2%	2 0.6%	173 51.5%	4 1.2%	0 0.0%	179 53.3%	2 0.0%	14 4.2%	36 10.7%	0 0.0%	52 15.5%
0451	Drugs/Traf ice, crack, crack>10<28g-2nd	46	37 80.4%	0 0.0%	37 80.4%	0 0.0%	6 13.0%	0 0.0%	0 0.0%	6 13.0%	0 0.0%	0 0.0%	3 6.5%	0 0.0%	3 6.5%
0452	Drugs/Traf ice, crack, crack>10<28g-3rd/	17	4 23.5%	4 23.5%	8 47.1%	0 0.0%	9 52.9%	0 0.0%	0 0.0%	9 52.9%	0 0.0%	0 0.0%	0 0.0%	0 0.0%	0 0.0%
0392	Drugs/Traf ice, crack, c/c 28g to 100g-1s	107	14 13.1%	0 0.0%	14 13.1%	1 0.9%	75 70.1%	4 3.7%	0 0.0%	80 74.8%	1 0.0%	4 3.7%	8 7.5%	0 0.0%	13 12.1%
0147	Drugs/Traf in cocaine, 10g-28g-3rd/sub	11	1 9.1%	0 0.0%	1 9.1%	0 0.0%	8 72.7%	0 0.0%	0 0.0%	8 72.7%	0 0.0%	0 0.0%	18.2%	0 0.0%	2 18.2%
0148	Drugs/Traf in cocaine, 28g-100g-3rd/sub	10	0 0.0%	0 0.0%	0 0.0%	0 0.0%	8 80.0%	0 0.0%	0 0.0%	8 80.0%	0 0.0%	0 0.0%	2 20.0%	0 0.0%	2 20.0%
2361	Drugs/Traf in Heroin, morph, 4g-14g-1st/s	19	4 21.1%	0 0.0%	4 21.1%	1 5.3%	11 57.9%	0 0.0%	0 0.0%	12 63.2%	0 0.0%	2 10.5%	1 5.3%	0 0.0%	3 15.8%
0156	Drugs/Traf in Heroin, morph, 4g-14g-2nd/s	5	0 0.0%	0 0.0%	0 0.0%	0 0.0%	4 80.0%	0 0.0%	0 0.0%	4 80.0%	0 0.0%	0 0.0%	1 20.0%	0 0.0%	1 20.0%
0149	Drugs/Traf in Heroin, morphine, 28g/more	12	0 0.0%	0 0.0%	0 0.0%	0 0.0%	9 75.0%	0 0.0%	0 0.0%	9 75.0%	1 0.0%	1 8.3%	1 8.3%	0 0.0%	3 25.0%
0145	Drugs/Traf in marij, 10lbs-100lbs-3rd/su	7	0 0.0%	0 0.0%	0 0.0%	0 0.0%	4 57.1%	2 28.6%	0 0.0%	6 85.7%	0 0.0%	0 0.0%	1 14.3%	0 0.0%	1 14.3%

PROGRAM-ID CRM115
 FOR PERIOD 07/01/2003 THRU 06/30/2004
 RUN DATE 07/20/2004

SOUTH CAROLINA COURT ADMINISTRATION
 GENERAL SESSIONS DISPOSITIONS
 BY ALL OFFENSES

PAGE 20

CODE	OFFENSE	DISP INDIT. PERIOD	GUILTY PLEA	TRIAL: GUILTY	TOTAL CONVICT	TRIAL NOT GUILTY	PROS ENDED/ NOL PROS	PTI/ JUD COMMIT	JUD DISM	TOTAL NON- CONVICT	REMAND	DISM AT PRELIM/ NO BILL	FAIL TO APPEAR	OTHER	TOTAL OTHER
0280	Drugs/Traf-cocaine, 100g/more, to 200g	38	3 7.9%	2 5.3%	5 13.2%	0 0.0%	27 71.1%	1 2.6%	0 0.0%	28 73.7%	1 0.0%	2 5.3%	2 5.3%	0 0.0%	5 13.2%
0387	Drugs/Traf-cocaine, 10g to 28g-2nd off	24	12 50.0%	0 0.0%	12 50.0%	0 0.0%	9 37.5%	0 0.0%	0 0.0%	9 37.5%	0 0.0%	0 0.0%	3 12.5%	0 0.0%	3 12.5%
0278	Drugs/Traf-cocaine, 10g/more to 28g-1st	280	86 30.7%	1 0.4%	87 31.1%	1 0.4%	144 51.4%	9 3.2%	0 0.0%	154 55.0%	4 0.0%	12 4.3%	23 8.2%	0 0.0%	39 13.9%
0288	Drugs/Traf-cocaine, 200g to 400g	22	2 9.1%	4 18.2%	6 27.3%	0 0.0%	11 50.0%	1 4.5%	0 0.0%	12 54.5%	2 0.0%	0 0.0%	2 9.1%	0 0.0%	4 18.2%
2359	Drugs/Traf-cocaine, 28g to 100g-1st off	87	21 24.1%	2 2.3%	23 26.4%	1 1.1%	48 55.2%	2 2.3%	0 0.0%	51 58.6%	5 0.0%	0 0.0%	7 8.0%	1 1.1%	13 14.9%
0388	Drugs/Traf-cocaine, 28g to 100g-2nd off	18	16 88.9%	0 0.0%	16 88.9%	0 0.0%	2 11.1%	0 0.0%	0 0.0%	2 11.1%	0 0.0%	0 0.0%	0 0.0%	0 0.0%	0 0.0%
2590	Drugs/Traf-Flunitraz epam,1 to 100 g-1st	1	0 0.0%	0 0.0%	0 0.0%	0 0.0%	1 100.0%	0 0.0%	0 0.0%	1 100.0%	0 0.0%	0 0.0%	0 0.0%	0 0.0%	0 0.0%
0287	Drugs/Traf-Herion, m orph, etc, 14 to 28g	6	1 16.7%	0 0.0%	1 16.7%	0 0.0%	3 50.0%	0 0.0%	0 0.0%	3 50.0%	1 0.0%	0 0.0%	1 16.7%	0 0.0%	2 33.3%
0368	Drugs/Traf-ice, crnk , c/c 100g to 200g	45	3 6.7%	0 0.0%	3 6.7%	0 0.0%	37 82.2%	1 2.2%	0 0.0%	38 84.4%	0 0.0%	0 0.0%	4 8.9%	0 0.0%	4 8.9%
0369	Drugs/Traf-ice, crnk , c/c 200g to 400g	14	1 7.1%	1 7.1%	2 14.3%	0 0.0%	10 71.4%	0 0.0%	0 0.0%	10 71.4%	0 0.0%	0 0.0%	2 14.3%	0 0.0%	2 14.3%
0389	Drugs/Traf-ice, crnk , c/c 28g to 100g-2n	24	15 62.5%	1 4.2%	16 66.7%	0 0.0%	7 29.2%	0 0.0%	0 0.0%	7 29.2%	0 0.0%	0 0.0%	1 4.2%	0 0.0%	1 4.2%
0349	Drugs/Traf-ice, crnk , c/c 28g-100g-3rd/s	5	1 20.0%	1 20.0%	2 40.0%	0 0.0%	3 60.0%	0 0.0%	0 0.0%	3 60.0%	0 0.0%	0 0.0%	0 0.0%	0 0.0%	0 0.0%
0370	Drugs/Traf-ice, crnk , c/c 400g/more	10	2 20.0%	1 10.0%	3 30.0%	0 0.0%	6 60.0%	0 0.0%	0 0.0%	6 60.0%	0 0.0%	0 0.0%	1 10.0%	0 0.0%	1 10.0%
0281	Drugs/Traf-in cocain e, 400 g/more	37	3 8.1%	3 8.1%	6 16.2%	0 0.0%	25 67.6%	1 2.7%	0 0.0%	26 70.3%	3 0.0%	0 0.0%	2 5.4%	0 0.0%	5 13.5%
0292	Drugs/Traf-in methaq ualone, 15kg/more	1	0 0.0%	0 0.0%	0 0.0%	0 0.0%	0 0.0%	0 0.0%	0 0.0%	0 0.0%	1 0.0%	0 0.0%	0 0.0%	0 0.0%	1 100.0%
0453	Drugs/Traf-LSD, 1000 dosage units/more	1	0 0.0%	0 0.0%	0 0.0%	0 0.0%	1 100.0%	0 0.0%	0 0.0%	1 100.0%	0 0.0%	0 0.0%	0 0.0%	0 0.0%	0 0.0%
0457	Drugs/Traf-LSD, 500 to 999 dose units-1s	1	0 0.0%	0 0.0%	0 0.0%	0 0.0%	0 0.0%	0 0.0%	0 0.0%	0 0.0%	1 0.0%	0 0.0%	0 0.0%	0 0.0%	1 100.0%
0458	Drugs/Traf-LSD, 500 to 999 dose units-2n	1	1 100.0%	0 0.0%	1 100.0%	0 0.0%	0 0.0%	0 0.0%	0 0.0%	0 0.0%	0 0.0%	0 0.0%	0 0.0%	0 0.0%	0 0.0%

PROGRAM-ID CRM115
 FOR PERIOD 07/01/2003 THRU 06/30/2004
 RUN DATE 07/20/2004

SOUTH CAROLINA COURT ADMINISTRATION
 GENERAL SESSIONS DISPOSITIONS
 BY ALL OFFENSES

PAGE 21

CODE	OFFENSE	DISP INDIT. PERIOD	GUILTY PLEA	TRIAL: GUILTY	TOTAL CONVICT	TRIAL NOT GUILTY	PROS ENDED/ NOL PROS	PTI/ JUD COMMIT	JUD DISM	TOTAL NON- CONVICT	REMAND	DISM AT PRELIM/ NO BILL	FAIL TO APPEAR	OTHER	TOTAL OTHER
0454	Drugs/Traf-LSD,100 t o 499 dose units-1st	4	0 0.0%	0 0.0%	0 0.0%	0 0.0%	4 100.0%	0 0.0%	0 0.0%	4 100.0%	0 0.0%	0 0.0%	0 0.0%	0 0.0%	0 0.0%
0402	Drugs/Traf-marij, 10 to 100 lbs-2nd off	9	8 88.9%	0 0.0%	8 88.9%	0 0.0%	1 11.1%	0 0.0%	0 0.0%	1 11.1%	0 0.0%	0 0.0%	0 0.0%	0 0.0%	0 0.0%
2360	Drugs/Traf-marijuana , 10 to 100 lbs-1st	106	22 20.8%	1 0.9%	23 21.7%	1 0.9%	60 56.6%	9 8.5%	0 0.0%	70 66.0%	2 0.0%	0 0.0%	10 9.4%	1 0.9%	13 12.3%
0283	Drugs/Traf-marijuana , 100 to 2000 lbs	12	2 16.7%	0 0.0%	2 16.7%	0 0.0%	7 58.3%	2 16.7%	0 0.0%	9 75.0%	0 0.0%	0 0.0%	1 8.3%	0 0.0%	1 8.3%
0284	Drugs/Traf-marijuana , 2000 to 10000 lbs	3	1 33.3%	0 0.0%	1 33.3%	0 0.0%	2 66.7%	0 0.0%	0 0.0%	2 66.7%	0 0.0%	0 0.0%	0 0.0%	0 0.0%	0 0.0%
2362	Drugs/Traf-methaqual one, 15 to 150g-1st	1	0 0.0%	0 0.0%	0 0.0%	0 0.0%	1 100.0%	0 0.0%	0 0.0%	1 100.0%	0 0.0%	0 0.0%	0 0.0%	0 0.0%	0 0.0%
0291	Drugs/Traf-methaqual one, 1500 to 15kg	1	0 0.0%	0 0.0%	0 0.0%	0 0.0%	0 0.0%	0 0.0%	0 0.0%	0 0.0%	0 0.0%	0 0.0%	1 100.0%	0 0.0%	1 100.0%
0394	Drugs/Transp money d erived from act	1	1 100.0%	0 0.0%	1 100.0%	0 0.0%	0 0.0%	0 0.0%	0 0.0%	0 0.0%	0 0.0%	0 0.0%	0 0.0%	0 0.0%	0 0.0%
0023	Drugs/Unlawful presc ription drugs 2nd/su	5	0 0.0%	0 0.0%	0 0.0%	0 0.0%	2 40.0%	3 60.0%	0 0.0%	5 100.0%	0 0.0%	0 0.0%	0 0.0%	0 0.0%	0 0.0%
0562	Drugs/Unlawful presc ription, blank-1st o	58	14 24.1%	0 0.0%	14 24.1%	0 0.0%	29 50.0%	15 25.9%	0 0.0%	44 75.9%	0 0.0%	0 0.0%	0 0.0%	0 0.0%	0 0.0%
0893	Drugs/Use of propert y	17	0 0.0%	0 0.0%	0 0.0%	0 0.0%	9 52.9%	3 17.6%	0 0.0%	12 70.6%	1 0.0%	2 11.8%	1 5.9%	1 5.9%	5 29.4%
0295	Drugs/Violation Drug Distribution Law	3	1 33.3%	0 0.0%	1 33.3%	0 0.0%	2 66.7%	0 0.0%	0 0.0%	2 66.7%	0 0.0%	0 0.0%	0 0.0%	0 0.0%	0 0.0%
2966	DUI Per Se/ DUAC, .0 8, 2nd offense	3	1 33.3%	0 0.0%	1 33.3%	0 0.0%	0 0.0%	0 0.0%	0 0.0%	0 0.0%	2 0.0%	0 0.0%	0 0.0%	0 0.0%	2 66.7%
0623	DUI/Driving under in fluence-1st off	398	304 76.4%	3 0.8%	307 77.1%	1 0.3%	46 11.6%	1 0.3%	1 0.3%	49 12.3%	34 0.0%	0 0.0%	8 2.0%	0 0.0%	42 10.6%
0163	DUI/Driving under in fluence-2nd off	1,280	649 50.7%	15 1.2%	664 51.9%	10 0.8%	297 23.2%	0 0.0%	2 0.2%	309 24.1%	216 0.0%	17 1.3%	74 5.8%	0 0.0%	307 24.0%
0164	DUI/Driving under in fluence-3rd off	243	142 58.4%	2 0.8%	144 59.3%	0 0.0%	60 24.7%	0 0.0%	0 0.0%	60 24.7%	25 0.0%	4 1.6%	10 4.1%	0 0.0%	39 16.0%
0165	DUI/Driving under in fluence-4th/sub off	101	59 58.4%	1 1.0%	60 59.4%	0 0.0%	26 25.7%	0 0.0%	0 0.0%	26 25.7%	7 0.0%	0 0.0%	8 7.9%	0 0.0%	15 14.9%
2980	DUI/Driving under th e influence, .08, 1s	11	11 100.0%	0 0.0%	11 100.0%	0 0.0%	0 0.0%	0 0.0%	0 0.0%	0 0.0%	0 0.0%	0 0.0%	0 0.0%	0 0.0%	0 0.0%

PROGRAM-ID CRM115
 FOR PERIOD 07/01/2003 THRU 06/30/2004
 RUN DATE 07/20/2004

SOUTH CAROLINA COURT ADMINISTRATION
 GENERAL SESSIONS DISPOSITIONS
 BY ALL OFFENSES

PAGE 22

CODE	OFFENSE	DISP INDIT. PERIOD	GUILTY PLEA	TRIAL: GUILTY	TOTAL CONVICT	TRIAL NOT GUILTY	PROS ENDED/ NOL PROS	PTI/ JUD COMMIT	JUD DISM	TOTAL NON- CONVICT	REMAND	DISM AT PRELIM/ NO BILL	FAIL TO APPEAR	OTHER	TOTAL OTHER
2981	DUI/Driving under the influence, .08, 2n	31	24 77.4%	0 0.0%	24 77.4%	0 0.0%	2 6.5%	0 0.0%	0 0.0%	2 6.5%	4 0.0%	1 3.2%	0 0.0%	0 0.0%	5 16.1%
2982	DUI/Driving under the influence, .08, 3r	9	9 100.0%	0 0.0%	9 100.0%	0 0.0%	0 0.0%	0 0.0%	0 0.0%	0 0.0%	0 0.0%	0 0.0%	0 0.0%	0 0.0%	0 0.0%
2983	DUI/Driving under the influence, .08, 4t	2	2 100.0%	0 0.0%	2 100.0%	0 0.0%	0 0.0%	0 0.0%	0 0.0%	0 0.0%	0 0.0%	0 0.0%	0 0.0%	0 0.0%	0 0.0%
2879	DUI/DUI, Per Se, 1st off.	16	6 37.5%	0 0.0%	6 37.5%	0 0.0%	1 6.2%	0 0.0%	0 0.0%	1 6.2%	8 0.0%	0 0.0%	1 6.2%	0 0.0%	9 56.2%
2880	DUI/DUI, Per Se, 2nd off.	19	7 36.8%	0 0.0%	7 36.8%	0 0.0%	4 21.1%	0 0.0%	0 0.0%	4 21.1%	7 0.0%	0 0.0%	1 5.3%	0 0.0%	8 42.1%
2881	DUI/DUI, Per Se, 3rd off.	7	5 71.4%	0 0.0%	5 71.4%	0 0.0%	1 14.3%	0 0.0%	0 0.0%	1 14.3%	1 0.0%	0 0.0%	0 0.0%	0 0.0%	1 14.3%
2882	DUI/DUI, Per Se, 4th or sub. Off.	7	5 71.4%	0 0.0%	5 71.4%	0 0.0%	0 0.0%	0 0.0%	0 0.0%	0 0.0%	2 0.0%	0 0.0%	0 0.0%	0 0.0%	2 28.6%
0395	DUI/Fel driving under influence, w/death	65	33 50.8%	0 0.0%	33 50.8%	0 0.0%	24 36.9%	2 3.1%	0 0.0%	26 40.0%	1 0.0%	3 4.6%	2 3.1%	0 0.0%	6 9.2%
0406	DUI/Fel driving under influence, w/injur	93	54 58.1%	1 1.1%	55 59.1%	0 0.0%	24 25.8%	0 0.0%	0 0.0%	24 25.8%	8 0.0%	1 1.1%	5 5.4%	0 0.0%	14 15.1%
2975	DUI/Felony driving under the influence,	1	0 0.0%	0 0.0%	0 0.0%	0 0.0%	1 100.0%	0 0.0%	0 0.0%	1 100.0%	0 0.0%	0 0.0%	0 0.0%	0 0.0%	0 0.0%
2974	DUI/Felony driving under the influence,	1	0 0.0%	0 0.0%	0 0.0%	0 0.0%	0 0.0%	0 0.0%	0 0.0%	0 0.0%	1 0.0%	0 0.0%	0 0.0%	0 0.0%	1 100.0%
2688	DUI/Water device, with great bodily inju	1	0 0.0%	0 0.0%	0 0.0%	0 0.0%	1 100.0%	0 0.0%	0 0.0%	1 100.0%	0 0.0%	0 0.0%	0 0.0%	0 0.0%	0 0.0%
0624	DUS/Drive under susp, not/DUI-1st off	174	86 49.4%	1 0.6%	87 50.0%	0 0.0%	50 28.7%	7 4.0%	1 0.6%	58 33.3%	23 0.0%	0 0.0%	6 3.4%	0 0.0%	29 16.7%
2054	DUS/Drive under susp, susp/DUI-1st off	62	25 40.3%	1 1.6%	26 41.9%	0 0.0%	18 29.0%	0 0.0%	0 0.0%	18 29.0%	17 0.0%	0 0.0%	1 1.6%	0 0.0%	18 29.0%
2055	DUS/Drive under susp, susp/DUI-2nd off	103	33 32.0%	0 0.0%	33 32.0%	0 0.0%	34 33.0%	0 0.0%	0 0.0%	34 33.0%	28 0.0%	2 1.9%	6 5.8%	0 0.0%	36 35.0%
0956	DUS/Drive under susp, susp/DUI-3rd/sub o	128	49 38.3%	0 0.0%	49 38.3%	0 0.0%	36 28.1%	0 0.0%	0 0.0%	36 28.1%	37 0.0%	1 0.8%	5 3.9%	0 0.0%	43 33.6%
0174	DUS/Drive under susp, not/DUI-2nd off	422	162 38.4%	2 0.5%	164 38.9%	1 0.2%	158 37.4%	3 0.7%	1 0.2%	163 38.6%	69 0.0%	2 0.5%	24 5.7%	0 0.0%	95 22.5%
0175	DUS/Drive under susp, not/DUI-3rd/sub off	408	154 37.7%	0 0.0%	154 37.7%	0 0.0%	143 35.0%	1 0.2%	1 0.2%	145 35.5%	86 0.0%	2 0.5%	21 5.1%	0 0.0%	109 26.7%

PROGRAM-ID CRM115
 FOR PERIOD 07/01/2003 THRU 06/30/2004
 RUN DATE 07/20/2004

SOUTH CAROLINA COURT ADMINISTRATION
 GENERAL SESSIONS DISPOSITIONS
 BY ALL OFFENSES

CODE	OFFENSE	DISP INDIT. PERIOD	GUILTY PLEA	TRIAL: GUILTY	TOTAL CONVICT	TRIAL NOT GUILTY	PROS ENDED/ NOL PROS	PTI/ JUD COMMIT	JUD DISM	TOTAL NON- CONVICT	REMAND	DISM AT PRELIM/ NO BILL	FAIL TO APPEAR	OTHER	TOTAL OTHER
2910	DUS/Property tax rei nstate fee viol 3rd/	1	1 100.0%	0 0.0%	1 100.0%	0 0.0%	0 0.0%	0 0.0%	0 0.0%	0 0.0%	0 0.0%	0 0.0%	0 0.0%	0 0.0%	0 0.0%
2278	Education/Interfere w/oper school bus	5	1 20.0%	0 0.0%	1 20.0%	0 0.0%	1 20.0%	0 0.0%	0 0.0%	1 20.0%	3 0.0%	0 0.0%	0 0.0%	0 0.0%	3 60.0%
2258	Education/Mandatory Test Security	3	1 33.3%	0 0.0%	1 33.3%	0 0.0%	0 0.0%	2 66.7%	0 0.0%	2 66.7%	0 0.0%	0 0.0%	0 0.0%	0 0.0%	0 0.0%
2259	Education/Misrep fre e tuition eligibilit	1	0 0.0%	0 0.0%	0 0.0%	0 0.0%	0 0.0%	0 0.0%	1 100.0%	1 100.0%	0 0.0%	0 0.0%	0 0.0%	0 0.0%	0 0.0%
1184	Embezzlement/Public funds, \$1,000/less	9	2 22.2%	0 0.0%	2 22.2%	0 0.0%	5 55.6%	0 0.0%	0 0.0%	5 55.6%	1 0.0%	1 11.1%	0 0.0%	0 0.0%	2 22.2%
0527	Embezzlement/Public funds, \$5,000/more	7	4 57.1%	0 0.0%	4 57.1%	0 0.0%	2 28.6%	1 14.3%	0 0.0%	3 42.9%	0 0.0%	0 0.0%	0 0.0%	0 0.0%	0 0.0%
0419	Embezzlement/Public funds, <\$5,000	8	2 25.0%	0 0.0%	2 25.0%	0 0.0%	4 50.0%	2 25.0%	0 0.0%	6 75.0%	0 0.0%	0 0.0%	0 0.0%	0 0.0%	0 0.0%
0625	Employment/Emplemen t Security Fraud	1	1 100.0%	0 0.0%	1 100.0%	0 0.0%	0 0.0%	0 0.0%	0 0.0%	0 0.0%	0 0.0%	0 0.0%	0 0.0%	0 0.0%	0 0.0%
1516	Employment/False sta tement to obt benefi	4	0 0.0%	0 0.0%	0 0.0%	0 0.0%	0 0.0%	0 0.0%	0 0.0%	0 0.0%	4 0.0%	0 0.0%	0 0.0%	0 0.0%	4 100.0%
2367	Enhancement/Prop off , 3rd/sb conv, Fel E	784	690 88.0%	1 0.1%	691 88.1%	0 0.0%	54 6.9%	0 0.0%	0 0.0%	54 6.9%	4 0.0%	12 1.5%	8 1.0%	15 1.9%	39 5.0%
0004	Escape/Aid escape fr om custody of office	15	0 0.0%	0 0.0%	0 0.0%	0 0.0%	12 80.0%	0 0.0%	0 0.0%	12 80.0%	0 0.0%	1 6.7%	2 13.3%	0 0.0%	3 20.0%
0464	Escape/Aid prisoner charged w/capital of	5	0 0.0%	0 0.0%	0 0.0%	1 20.0%	2 40.0%	1 20.0%	0 0.0%	4 80.0%	0 0.0%	0 0.0%	1 20.0%	0 0.0%	1 20.0%
0465	Escape/Aid prisoner charged w/noncapit o	10	7 70.0%	0 0.0%	7 70.0%	0 0.0%	1 10.0%	0 0.0%	0 0.0%	1 10.0%	0 0.0%	0 0.0%	2 20.0%	0 0.0%	2 20.0%
2570	Escape/Escape	32	12 37.5%	1 3.1%	13 40.6%	0 0.0%	16 50.0%	0 0.0%	0 0.0%	16 50.0%	0 0.0%	2 6.2%	1 3.1%	0 0.0%	3 9.4%
0438	Escape/Harbor or emp loy escaped convict	10	5 50.0%	0 0.0%	5 50.0%	0 0.0%	4 40.0%	1 10.0%	0 0.0%	5 50.0%	0 0.0%	0 0.0%	0 0.0%	0 0.0%	0 0.0%
1163	Escape/Jailer, offic er allow prisoner to	1	1 100.0%	0 0.0%	1 100.0%	0 0.0%	0 0.0%	0 0.0%	0 0.0%	0 0.0%	0 0.0%	0 0.0%	0 0.0%	0 0.0%	0 0.0%
2527	Escape/or attempt, p ossess tools	103	59 57.3%	0 0.0%	59 57.3%	0 0.0%	36 35.0%	0 0.0%	0 0.0%	36 35.0%	2 0.0%	1 1.0%	5 4.9%	0 0.0%	8 7.8%
1252	Escape/Recapture in state	47	28 59.6%	0 0.0%	28 59.6%	0 0.0%	15 31.9%	0 0.0%	0 0.0%	15 31.9%	1 0.0%	1 2.1%	2 4.3%	0 0.0%	4 8.5%

PROGRAM-ID CRM115
 FOR PERIOD 07/01/2003 THRU 06/30/2004
 RUN DATE 07/20/2004

SOUTH CAROLINA COURT ADMINISTRATION
 GENERAL SESSIONS DISPOSITIONS
 BY ALL OFFENSES

PAGE 24

CODE	OFFENSE	DISP INDIT. PERIOD	GUILTY PLEA	TRIAL: GUILTY	TOTAL CONVICT	TRIAL NOT GUILTY	PROS ENDED/ NOL PROS	PTI/ JUD COMMIT	JUD DISM	TOTAL NON- CONVICT	REMAND	DISM AT PRELIM/ NO BILL	FAIL TO APPEAR	OTHER	TOTAL OTHER
1251	Escape/Recapture out of state	5	0 0.0%	0 0.0%	0 0.0%	0 0.0%	5 100.0%	0 0.0%	0 0.0%	5 100.0%	0 0.0%	0 0.0%	0 0.0%	0 0.0%	0 0.0%
2657	Exploitation/Exploitation vulnerable adult	59	36 61.0%	0 0.0%	36 61.0%	0 0.0%	18 30.5%	2 3.4%	0 0.0%	20 33.9%	0 0.0%	0 0.0%	3 5.1%	0 0.0%	3 5.1%
0838	Extortion/Extortion	1	1 100.0%	0 0.0%	1 100.0%	0 0.0%	0 0.0%	0 0.0%	0 0.0%	0 0.0%	0 0.0%	0 0.0%	0 0.0%	0 0.0%	0 0.0%
2989	False/ false or fictitious information furnished	1	1 100.0%	0 0.0%	1 100.0%	0 0.0%	0 0.0%	0 0.0%	0 0.0%	0 0.0%	0 0.0%	0 0.0%	0 0.0%	0 0.0%	0 0.0%
2418	False/Statement by medical provider-DSS	10	10 100.0%	0 0.0%	10 100.0%	0 0.0%	0 0.0%	0 0.0%	0 0.0%	0 0.0%	0 0.0%	0 0.0%	0 0.0%	0 0.0%	0 0.0%
2419	False/Statement on a public for Medicaid	15	6 40.0%	0 0.0%	6 40.0%	0 0.0%	6 40.0%	2 13.3%	0 0.0%	8 53.3%	0 0.0%	0 0.0%	1 6.7%	0 0.0%	1 6.7%
0028	Fight/Duel, sending or accepting challenge	2	0 0.0%	0 0.0%	0 0.0%	0 0.0%	0 0.0%	0 0.0%	2 100.0%	2 100.0%	0 0.0%	0 0.0%	0 0.0%	0 0.0%	0 0.0%
0020	FinanTC/Crim poss of Financial Transaction	5	2 40.0%	0 0.0%	2 40.0%	0 0.0%	2 40.0%	0 0.0%	0 0.0%	2 40.0%	1 0.0%	0 0.0%	0 0.0%	0 0.0%	1 20.0%
0041	FinanTC/Financial Transaction Card Forge	203	39 19.2%	0 0.0%	39 19.2%	0 0.0%	141 69.5%	15 7.4%	0 0.0%	156 76.8%	3 0.0%	1 0.5%	3 1.5%	1 0.5%	8 3.9%
1077	Fire/Interfere w/operation of fire authority	1	1 100.0%	0 0.0%	1 100.0%	0 0.0%	0 0.0%	0 0.0%	0 0.0%	0 0.0%	0 0.0%	0 0.0%	0 0.0%	0 0.0%	0 0.0%
0096	Firearms/Civil Disobedience, Teach/demonstration	3	1 33.3%	0 0.0%	1 33.3%	0 0.0%	2 66.7%	0 0.0%	0 0.0%	2 66.7%	0 0.0%	0 0.0%	0 0.0%	0 0.0%	0 0.0%
1707	Firearms/Negligent use, w/injury-no injury	3	0 0.0%	0 0.0%	0 0.0%	1 33.3%	2 66.7%	0 0.0%	0 0.0%	3 100.0%	0 0.0%	0 0.0%	0 0.0%	0 0.0%	0 0.0%
1708	Firearms/Negligent use, w/injury-prop damage	2	1 50.0%	0 0.0%	1 50.0%	0 0.0%	1 50.0%	0 0.0%	0 0.0%	1 50.0%	0 0.0%	0 0.0%	0 0.0%	0 0.0%	0 0.0%
1710	Firearms/Negligent use, w/injury-no discharge	1	0 0.0%	1 100.0%	1 100.0%	0 0.0%	0 0.0%	0 0.0%	0 0.0%	0 0.0%	0 0.0%	0 0.0%	0 0.0%	0 0.0%	0 0.0%
1293	Fireworks/Explosives Chapter violation	1	0 0.0%	0 0.0%	0 0.0%	0 0.0%	0 0.0%	1 100.0%	0 0.0%	1 100.0%	0 0.0%	0 0.0%	0 0.0%	0 0.0%	0 0.0%
0631	Flag/Desecrate US, Confederate, State flag	1	0 0.0%	0 0.0%	0 0.0%	0 0.0%	1 100.0%	0 0.0%	0 0.0%	1 100.0%	0 0.0%	0 0.0%	0 0.0%	0 0.0%	0 0.0%
1200	Food/Allow purchase of prohibited item w/stamps	1	0 0.0%	0 0.0%	0 0.0%	0 0.0%	1 100.0%	0 0.0%	0 0.0%	1 100.0%	0 0.0%	0 0.0%	0 0.0%	0 0.0%	0 0.0%
0916	Food/Meat, regulation/inspection law	2	0 0.0%	0 0.0%	0 0.0%	0 0.0%	0 0.0%	0 0.0%	0 0.0%	0 0.0%	2 0.0%	0 0.0%	0 0.0%	0 0.0%	2 100.0%

PROGRAM-ID CRM115
 FOR PERIOD 07/01/2003 THRU 06/30/2004
 RUN DATE 07/20/2004

SOUTH CAROLINA COURT ADMINISTRATION
 GENERAL SESSIONS DISPOSITIONS
 BY ALL OFFENSES

PAGE 25

CODE	OFFENSE	DISP INDIT. PERIOD	GUILTY PLEA	TRIAL: GUILTY	TOTAL CONVICT	TRIAL NOT GUILTY	PROS ENDED/ NOL	PTI/ JUD COMMIT	JUD DISM	TOTAL NON- CONVICT	REMAND	DISM AT PRELIM/ NO BILL	FAIL TO APPEAR	OTHER	TOTAL OTHER
0917	Food/Process non-compliance w/Article	1	0 0.0%	0 0.0%	0 0.0%	0 0.0%	0 0.0%	0 0.0%	0 0.0%	0 0.0%	1 0.0%	0 0.0%	0 0.0%	0 0.0%	1 100.0%
0533	Food/Stamps, fraud acqu, >\$1000 < \$5000	41	20 48.8%	0 0.0%	20 48.8%	0 0.0%	8 19.5%	10 24.4%	0 0.0%	18 43.9%	0 0.0%	0 0.0%	3 7.3%	0 0.0%	3 7.3%
0425	Food/Stamps, fraud acquis, \$5000/more	1	1 100.0%	0 0.0%	1 100.0%	0 0.0%	0 0.0%	0 0.0%	0 0.0%	0 0.0%	0 0.0%	0 0.0%	0 0.0%	0 0.0%	0 0.0%
1199	Food/Stamps, fraud acquisit, \$1000/less	2	0 0.0%	0 0.0%	0 0.0%	0 0.0%	0 0.0%	1 50.0%	0 0.0%	1 50.0%	1 0.0%	0 0.0%	0 0.0%	0 0.0%	1 50.0%
0089	Food/Unlawful tamper with human drug/food	6	2 33.3%	0 0.0%	2 33.3%	0 0.0%	1 16.7%	2 33.3%	0 0.0%	3 50.0%	0 0.0%	1 16.7%	0 0.0%	0 0.0%	1 16.7%
2427	Forgery / Forgery, value less than \$5,000	7,329	3,840 52.4%	3 0.0%	3,843 52.4%	6 0.1%	2,522 34.4%	383 5.2%	1 0.0%	2,912 39.7%	81 0.0%	90 1.2%	317 4.3%	86 1.2%	574 7.8%
0491	Forgery/\$5,000/more	66	26 39.4%	0 0.0%	26 39.4%	0 0.0%	23 34.8%	6 9.1%	0 0.0%	29 43.9%	0 0.0%	1 1.5%	10 15.2%	0 0.0%	11 16.7%
0726	Forgery/Falsify, alter transcript/diploma	10	3 30.0%	0 0.0%	3 30.0%	0 0.0%	3 30.0%	3 30.0%	0 0.0%	6 60.0%	0 0.0%	0 0.0%	1 10.0%	0 0.0%	1 10.0%
0488	Forgery/No dollar amount involved	1,328	457 34.4%	0 0.0%	457 34.4%	0 0.0%	692 52.1%	118 8.9%	0 0.0%	810 61.0%	12 0.0%	6 0.5%	39 2.9%	4 0.3%	61 4.6%
0790	Forgery/Veterans discharge papers	1	0 0.0%	0 0.0%	0 0.0%	0 0.0%	1 100.0%	0 0.0%	0 0.0%	1 100.0%	0 0.0%	0 0.0%	0 0.0%	0 0.0%	0 0.0%
0273	Fraud/Defraud Hotel, Inn, Restaurant, etc	47	12 25.5%	0 0.0%	12 25.5%	0 0.0%	27 57.4%	0 0.0%	0 0.0%	27 57.4%	0 0.0%	3 6.4%	5 10.6%	0 0.0%	8 17.0%
2372	Fraud/Fail to pay laborers, value >\$100	10	4 40.0%	0 0.0%	4 40.0%	0 0.0%	6 60.0%	0 0.0%	0 0.0%	6 60.0%	0 0.0%	0 0.0%	0 0.0%	0 0.0%	0 0.0%
1325	Fraud/False certificate to owners, work payment	1	0 0.0%	0 0.0%	0 0.0%	0 0.0%	1 100.0%	0 0.0%	0 0.0%	1 100.0%	0 0.0%	0 0.0%	0 0.0%	0 0.0%	0 0.0%
0793	Fraud/Make contract, no delivery contempt	1	0 0.0%	0 0.0%	0 0.0%	0 0.0%	1 100.0%	0 0.0%	0 0.0%	1 100.0%	0 0.0%	0 0.0%	0 0.0%	0 0.0%	0 0.0%
1357	Fraud/Sale of property w/o consent, <\$2,500	3	0 0.0%	0 0.0%	0 0.0%	0 0.0%	1 33.3%	0 0.0%	0 0.0%	1 33.3%	2 0.0%	0 0.0%	0 0.0%	0 0.0%	2 66.7%
0805	Fraud/Sale of property w/o consent, >\$2,500	4	1 25.0%	0 0.0%	1 25.0%	0 0.0%	0 0.0%	1 25.0%	0 0.0%	1 25.0%	0 0.0%	2 50.0%	0 0.0%	0 0.0%	2 50.0%
2355	Fraud/Sale of property w/lien, \$50/more	19	5 26.3%	0 0.0%	5 26.3%	0 0.0%	9 47.4%	1 5.3%	0 0.0%	10 52.6%	0 0.0%	1 5.3%	3 15.8%	0 0.0%	4 21.1%
1201	Fraud/Use false name, obtain business refund	1	0 0.0%	0 0.0%	0 0.0%	0 0.0%	1 100.0%	0 0.0%	0 0.0%	1 100.0%	0 0.0%	0 0.0%	0 0.0%	0 0.0%	0 0.0%

PROGRAM-ID CRM115
 FOR PERIOD 07/01/2003 THRU 06/30/2004
 RUN DATE 07/20/2004

SOUTH CAROLINA COURT ADMINISTRATION
 GENERAL SESSIONS DISPOSITIONS
 BY ALL OFFENSES

CODE	OFFENSE	DISP INDIT. PERIOD	GUILTY PLEA	TRIAL: GUILTY	TOTAL CONVICT	TRIAL NOT GUILTY	PROS ENDED/ NOL PROS	PTI/ JUD COMMIT	JUD DISM	TOTAL NON- CONVICT	REMAND	DISM AT PRELIM/ NO BILL	FAIL TO APPEAR	OTHER	TOTAL OTHER
1206	FTC/False state on a pplication	31	15 48.4%	0 0.0%	15 48.4%	0 0.0%	12 38.7%	3 9.7%	0 0.0%	15 48.4%	0 0.0%	1 3.2%	0 0.0%	0 0.0%	1 3.2%
2813	FTC/Financial identity fraud	361	131 36.3%	2 0.6%	133 36.8%	0 0.0%	156 43.2%	36 10.0%	1 0.3%	193 53.5%	10 0.0%	6 1.7%	18 5.0%	1 0.3%	35 9.7%
0348	FTC/Financial Transaction Card Theft	498	215 43.2%	0 0.0%	215 43.2%	1 0.2%	190 38.2%	32 6.4%	1 0.2%	224 45.0%	8 0.0%	10 2.0%	38 7.6%	3 0.6%	59 11.8%
0731	FTC/Fraud \$500/less in 6 mos, cardholder	709	404 57.0%	2 0.3%	406 57.3%	0 0.0%	208 29.3%	63 8.9%	0 0.0%	271 38.2%	2 0.0%	1 0.1%	29 4.1%	0 0.0%	32 4.5%
2350	FTC/Fraud \$500/less in 6mos, acceptor	115	23 20.0%	0 0.0%	23 20.0%	0 0.0%	39 33.9%	34 29.6%	0 0.0%	73 63.5%	8 0.0%	1 0.9%	6 5.2%	4 3.5%	19 16.5%
2349	FTC/Fraud >\$500 in 6 mos, cardholder	268	144 53.7%	0 0.0%	144 53.7%	0 0.0%	90 33.6%	12 4.5%	0 0.0%	102 38.1%	1 0.0%	2 0.7%	18 6.7%	1 0.4%	22 8.2%
2351	FTC/Fraud >\$500 in 6 mos, acceptor	48	7 14.6%	0 0.0%	7 14.6%	0 0.0%	19 39.6%	8 16.7%	0 0.0%	27 56.2%	8 0.0%	2 4.2%	4 8.3%	0 0.0%	14 29.2%
2370	FTC/Fraud-Obt good, serv, >\$500 in 6 mos	74	32 43.2%	0 0.0%	32 43.2%	0 0.0%	20 27.0%	20 27.0%	0 0.0%	40 54.1%	0 0.0%	1 1.4%	1 1.4%	0 0.0%	2 2.7%
0733	FTC/Obt goods, fraud , \$500/less in 6 mos	41	18 43.9%	0 0.0%	18 43.9%	0 0.0%	15 36.6%	6 14.6%	0 0.0%	21 51.2%	0 0.0%	2 4.9%	0 0.0%	0 0.0%	2 4.9%
1205	FTC/Owner of card exceeding limits	8	6 75.0%	0 0.0%	6 75.0%	0 0.0%	1 12.5%	1 12.5%	0 0.0%	2 25.0%	0 0.0%	0 0.0%	0 0.0%	0 0.0%	0 0.0%
0732	FTC/Present payment record,sale not made	4	4 100.0%	0 0.0%	4 100.0%	0 0.0%	0 0.0%	0 0.0%	0 0.0%	0 0.0%	0 0.0%	0 0.0%	0 0.0%	0 0.0%	0 0.0%
1207	FTC/Solicit furnish of goods, false repo	7	2 28.6%	0 0.0%	2 28.6%	0 0.0%	4 57.1%	0 0.0%	0 0.0%	4 57.1%	0 0.0%	0 0.0%	1 14.3%	0 0.0%	1 14.3%
8999	Fugitive/Fugitive, hold 20 D Gov Ofc	106	0 0.0%	0 0.0%	0 0.0%	0 0.0%	101 95.3%	0 0.0%	0 0.0%	101 95.3%	3 0.0%	1 0.9%	1 0.9%	0 0.0%	5 4.7%
0075	Gambling / Betting, pool selling, bookma	28	4 14.3%	0 0.0%	4 14.3%	0 0.0%	9 32.1%	2 7.1%	0 0.0%	11 39.3%	9 0.0%	2 7.1%	2 7.1%	0 0.0%	13 46.4%
1226	Gambling/Adventuring in lotteries	3	0 0.0%	0 0.0%	0 0.0%	0 0.0%	3 100.0%	0 0.0%	0 0.0%	3 100.0%	0 0.0%	0 0.0%	0 0.0%	0 0.0%	0 0.0%
2412	Gambling/Keeping Gaming House	2	1 50.0%	0 0.0%	1 50.0%	0 0.0%	0 0.0%	1 50.0%	0 0.0%	1 50.0%	0 0.0%	0 0.0%	0 0.0%	0 0.0%	0 0.0%
0105	Gambling/Lotteries, setting up lotteries	2	1 50.0%	0 0.0%	1 50.0%	0 0.0%	1 50.0%	0 0.0%	0 0.0%	1 50.0%	0 0.0%	0 0.0%	0 0.0%	0 0.0%	0 0.0%
0755	Gambling/Operating gaming house	7	4 57.1%	0 0.0%	4 57.1%	0 0.0%	3 42.9%	0 0.0%	0 0.0%	3 42.9%	0 0.0%	0 0.0%	0 0.0%	0 0.0%	0 0.0%

PROGRAM-ID CRM115
 FOR PERIOD 07/01/2003 THRU 06/30/2004
 RUN DATE 07/20/2004

SOUTH CAROLINA COURT ADMINISTRATION
 GENERAL SESSIONS DISPOSITIONS
 BY ALL OFFENSES

PAGE 27

CODE	OFFENSE	DISP INDIT. PERIOD	GUILTY PLEA	TRIAL: GUILTY	TOTAL CONVICT	TRIAL NOT GUILTY	PROS ENDED/ NOL PROS	PTI/ JUD COMMIT	JUD DISM	TOTAL NON- CONVICT	REMAND	DISM AT PRELIM/ NO BILL	FAIL TO APPEAR	OTHER	TOTAL OTHER
2723	Gambling/Person play ing at a gaming hous	4	1 25.0%	0 0.0%	1 25.0%	0 0.0%	3 75.0%	0 0.0%	0 0.0%	3 75.0%	0 0.0%	0 0.0%	0 0.0%	0 0.0%	0 0.0%
2722	Gambling/Possess./op er. of slot, etc.	12	4 33.3%	0 0.0%	4 33.3%	0 0.0%	7 58.3%	1 8.3%	0 0.0%	8 66.7%	0 0.0%	0 0.0%	0 0.0%	0 0.0%	0 0.0%
1227	Gambling/Selling lot tery tickets	2	0 0.0%	0 0.0%	0 0.0%	0 0.0%	2 100.0%	0 0.0%	0 0.0%	2 100.0%	0 0.0%	0 0.0%	0 0.0%	0 0.0%	0 0.0%
1228	Gambling/Unlawful ga mes & betting	1	0 0.0%	0 0.0%	0 0.0%	0 0.0%	1 100.0%	0 0.0%	0 0.0%	1 100.0%	0 0.0%	0 0.0%	0 0.0%	0 0.0%	0 0.0%
2814	Gas/Leave station w/ o pay 30D, D/L susp	1	0 0.0%	0 0.0%	0 0.0%	0 0.0%	0 0.0%	1 100.0%	0 0.0%	1 100.0%	0 0.0%	0 0.0%	0 0.0%	0 0.0%	0 0.0%
0471	Graves/Destruct, des ecr, remove remains	5	4 80.0%	0 0.0%	4 80.0%	0 0.0%	1 20.0%	0 0.0%	0 0.0%	1 20.0%	0 0.0%	0 0.0%	0 0.0%	0 0.0%	0 0.0%
0429	Graves/Oblit or dese crate burial grounds	5	3 60.0%	0 0.0%	3 60.0%	0 0.0%	2 40.0%	0 0.0%	0 0.0%	2 40.0%	0 0.0%	0 0.0%	0 0.0%	0 0.0%	0 0.0%
2417	Habitual/Offender, 2 nd conv, most seriou	7	1 14.3%	1 14.3%	2 28.6%	0 0.0%	4 57.1%	0 0.0%	0 0.0%	4 57.1%	0 0.0%	0 0.0%	1 14.3%	0 0.0%	1 14.3%
2369	Habitual/Offender, 3 rd conv, serious	3	1 33.3%	0 0.0%	1 33.3%	0 0.0%	2 66.7%	0 0.0%	0 0.0%	2 66.7%	0 0.0%	0 0.0%	0 0.0%	0 0.0%	0 0.0%
0710	Hazing/Assist in or fail to report	1	0 0.0%	0 0.0%	0 0.0%	0 0.0%	1 100.0%	0 0.0%	0 0.0%	1 100.0%	0 0.0%	0 0.0%	0 0.0%	0 0.0%	0 0.0%
2222	Highway/Injure plant s, shrubs, etc	1	0 0.0%	0 0.0%	0 0.0%	0 0.0%	1 100.0%	0 0.0%	0 0.0%	1 100.0%	0 0.0%	0 0.0%	0 0.0%	0 0.0%	0 0.0%
0878	Hindering/Hindering an officer	14	5 35.7%	0 0.0%	5 35.7%	0 0.0%	7 50.0%	0 0.0%	0 0.0%	7 50.0%	1 0.0%	1 7.1%	0 0.0%	0 0.0%	2 14.3%
1561	HIV/Exposing another to HIV virus	9	5 55.6%	0 0.0%	5 55.6%	0 0.0%	4 44.4%	0 0.0%	0 0.0%	4 44.4%	0 0.0%	0 0.0%	0 0.0%	0 0.0%	0 0.0%
0135	Homicide/Reckless, d eath w/in lyr	53	31 58.5%	0 0.0%	31 58.5%	1 1.9%	16 30.2%	0 0.0%	0 0.0%	17 32.1%	2 0.0%	3 5.7%	0 0.0%	0 0.0%	5 9.4%
0171	Housebreaking/Enter/ attmpt w/int to stea	31	6 19.4%	0 0.0%	6 19.4%	0 0.0%	14 45.2%	3 9.7%	0 0.0%	17 54.8%	5 0.0%	1 3.2%	2 6.5%	0 0.0%	8 25.8%
2558	Housing/False Statem ent to Housing Agenc	16	4 25.0%	0 0.0%	4 25.0%	0 0.0%	10 62.5%	2 12.5%	0 0.0%	12 75.0%	0 0.0%	0 0.0%	0 0.0%	0 0.0%	0 0.0%
2197	ID/Alteration, misus e of spec HD id card	1	0 0.0%	0 0.0%	0 0.0%	0 0.0%	1 100.0%	0 0.0%	0 0.0%	1 100.0%	0 0.0%	0 0.0%	0 0.0%	0 0.0%	0 0.0%
0088	Impersonating/Law en forcement officer	45	20 44.4%	1 2.2%	21 46.7%	0 0.0%	15 33.3%	3 6.7%	0 0.0%	18 40.0%	0 0.0%	2 4.4%	4 8.9%	0 0.0%	6 13.3%

PROGRAM-ID CRM115
 FOR PERIOD 07/01/2003 THRU 06/30/2004
 RUN DATE 07/20/2004

SOUTH CAROLINA COURT ADMINISTRATION
 GENERAL SESSIONS DISPOSITIONS
 BY ALL OFFENSES

PAGE 28

CODE	OFFENSE	DISP INDIT. PERIOD	GUILTY PLEA	TRIAL: GUILTY	TOTAL CONVICT	TRIAL NOT GUILTY	PROS ENDED/ NOL PROS	PTI/ JUD COMMIT	JUD DISM	TOTAL NON- CONVICT	REMAND	DISM AT PRELIM/ NO BILL	FAIL TO APPEAR	OTHER	TOTAL OTHER
2601	Impersonating/State or local official	1	0 0.0%	0 0.0%	0 0.0%	0 0.0%	1 100.0%	0 0.0%	0 0.0%	1 100.0%	0 0.0%	0 0.0%	0 0.0%	0 0.0%	0 0.0%
1376	Insurance/False clai m for pay, \$1000/les	3	1 33.3%	0 0.0%	1 33.3%	0 0.0%	1 33.3%	0 0.0%	1 33.3%	2 66.7%	0 0.0%	0 0.0%	0 0.0%	0 0.0%	0 0.0%
0448	Insurance/False clai m for,\$5,000/more	30	13 43.3%	0 0.0%	13 43.3%	0 0.0%	15 50.0%	1 3.3%	0 0.0%	16 53.3%	1 0.0%	0 0.0%	0 0.0%	0 0.0%	1 3.3%
0553	Insurance/False clai m, >\$1000 < \$5000	23	15 65.2%	0 0.0%	15 65.2%	0 0.0%	6 26.1%	0 0.0%	0 0.0%	6 26.1%	0 0.0%	1 4.3%	1 4.3%	0 0.0%	2 8.7%
2392	Insurance/False stat ,etc-1st off,\$1000/m	8	4 50.0%	0 0.0%	4 50.0%	0 0.0%	4 50.0%	0 0.0%	0 0.0%	4 50.0%	0 0.0%	0 0.0%	0 0.0%	0 0.0%	0 0.0%
2391	Insurance/False stat ,etc-1st off,<\$1000	1	1 100.0%	0 0.0%	1 100.0%	0 0.0%	0 0.0%	0 0.0%	0 0.0%	0 0.0%	0 0.0%	0 0.0%	0 0.0%	0 0.0%	0 0.0%
0822	Insurance/Premium, F raud regarding payme	1	1 100.0%	0 0.0%	1 100.0%	0 0.0%	0 0.0%	0 0.0%	0 0.0%	0 0.0%	0 0.0%	0 0.0%	0 0.0%	0 0.0%	0 0.0%
0717	Keys/Poss of master/ nonowner keys	9	5 55.6%	0 0.0%	5 55.6%	0 0.0%	4 44.4%	0 0.0%	0 0.0%	4 44.4%	0 0.0%	0 0.0%	0 0.0%	0 0.0%	0 0.0%
0017	Kidnapping/Conspirac y to commit kidnappi	5	0 0.0%	0 0.0%	0 0.0%	0 0.0%	5 100.0%	0 0.0%	0 0.0%	5 100.0%	0 0.0%	0 0.0%	0 0.0%	0 0.0%	0 0.0%
0095	Kidnapping/Kidnappin g	755	155 20.5%	27 3.6%	182 24.1%	7 0.9%	517 68.5%	4 0.5%	1 0.1%	529 70.1%	3 0.0%	32 4.2%	9 1.2%	0 0.0%	44 5.8%
0948	Kidnapping/Sentenced for murder	1	1 100.0%	0 0.0%	1 100.0%	0 0.0%	0 0.0%	0 0.0%	0 0.0%	0 0.0%	0 0.0%	0 0.0%	0 0.0%	0 0.0%	0 0.0%
0024	Larceny/Attempted gr and larceny	28	11 39.3%	0 0.0%	11 39.3%	0 0.0%	8 28.6%	2 7.1%	0 0.0%	10 35.7%	0 0.0%	0 0.0%	7 25.0%	0 0.0%	7 25.0%
1182	Larceny/Bicycles, \$1 000/more	1	0 0.0%	0 0.0%	0 0.0%	0 0.0%	0 0.0%	0 0.0%	0 0.0%	0 0.0%	1 0.0%	0 0.0%	0 0.0%	0 0.0%	1 100.0%
1181	Larceny/Bicycles, < \$1000	6	1 16.7%	0 0.0%	1 16.7%	0 0.0%	4 66.7%	0 0.0%	0 0.0%	4 66.7%	1 0.0%	0 0.0%	0 0.0%	0 0.0%	1 16.7%
0258	Larceny/Break into v ehicle/fuel tanks, e	2,042	1,158 56.7%	0 0.0%	1,158 56.7%	0 0.0%	564 27.6%	156 7.6%	2 0.1%	722 35.4%	18 0.0%	28 1.4%	90 4.4%	26 1.3%	162 7.9%
1188	Larceny/Fraud impers officer, \$200/less	1	0 0.0%	0 0.0%	0 0.0%	0 0.0%	1 100.0%	0 0.0%	0 0.0%	1 100.0%	0 0.0%	0 0.0%	0 0.0%	0 0.0%	0 0.0%
0479	Larceny/Grand, \$5,00 0/more	1,011	465 46.0%	1 0.1%	466 46.1%	5 0.5%	409 40.5%	37 3.7%	1 0.1%	452 44.7%	14 0.0%	29 2.9%	45 4.5%	5 0.5%	93 9.2%
0478	Larceny/Grand, > \$1, 000 but < \$5,000	2,940	1,325 45.1%	4 0.1%	1,329 45.2%	6 0.2%	1,186 40.3%	163 5.5%	3 0.1%	1,358 46.2%	66 0.0%	63 2.1%	110 3.7%	14 0.5%	253 8.6%

PROGRAM-ID CRM115
 FOR PERIOD 07/01/2003 THRU 06/30/2004
 RUN DATE 07/20/2004

SOUTH CAROLINA COURT ADMINISTRATION
 GENERAL SESSIONS DISPOSITIONS
 BY ALL OFFENSES

PAGE 29

CODE	OFFENSE	DISP INDIT. PERIOD	GUILTY PLEA	TRIAL: GUILTY	TOTAL CONVICT	TRIAL NOT GUILTY	PROS ENDED/ NOL PROS	PTI/ JUD COMMIT	JUD DISM	TOTAL NON- CONVICT	REMAND	DISM AT PRELIM/ NO BILL	FAIL TO APPEAR	OTHER	TOTAL OTHER
0521	Larceny/Grand, rent obj, \$5000/more	94	31 33.0%	0 0.0%	31 33.0%	0 0.0%	37 39.4%	5 5.3%	0 0.0%	42 44.7%	2 0.0%	5 5.3%	14 14.9%	0 0.0%	21 22.3%
0522	Larceny/Grand, rent obj,>\$1000 < \$5000	48	25 52.1%	0 0.0%	25 52.1%	0 0.0%	17 35.4%	0 0.0%	0 0.0%	17 35.4%	1 0.0%	2 4.2%	2 4.2%	1 2.1%	6 12.5%
0523	Larceny/Grand, vid t ape, >\$1000 < \$5000	2	1 50.0%	0 0.0%	1 50.0%	0 0.0%	1 50.0%	0 0.0%	0 0.0%	1 50.0%	0 0.0%	0 0.0%	0 0.0%	0 0.0%	0 0.0%
0798	Larceny/Larceny by t rick	1	0 0.0%	0 0.0%	0 0.0%	0 0.0%	1 100.0%	0 0.0%	0 0.0%	1 100.0%	0 0.0%	0 0.0%	0 0.0%	0 0.0%	0 0.0%
0526	Larceny/Livestock, > \$1000 but <\$5000	2	0 0.0%	0 0.0%	0 0.0%	0 0.0%	1 50.0%	1 50.0%	0 0.0%	2 100.0%	0 0.0%	0 0.0%	0 0.0%	0 0.0%	0 0.0%
0480	Larceny/Petit or Sim ple Larceny	2,021	809 40.0%	3 0.1%	812 40.2%	1 0.0%	945 46.8%	82 4.1%	2 0.1%	1,030 51.0%	85 0.0%	21 1.0%	63 3.1%	10 0.5%	179 8.9%
0520	Larceny/Petit, rente d object, \$1000/less	5	2 40.0%	0 0.0%	2 40.0%	0 0.0%	3 60.0%	0 0.0%	0 0.0%	3 60.0%	0 0.0%	0 0.0%	0 0.0%	0 0.0%	0 0.0%
0129	Larceny/Purse snatch ing, not GL	98	68 69.4%	0 0.0%	68 69.4%	0 0.0%	17 17.3%	2 2.0%	0 0.0%	19 19.4%	4 0.0%	2 2.0%	5 5.1%	0 0.0%	11 11.2%
0727	Larceny/Remove levie d personal property	1	0 0.0%	0 0.0%	0 0.0%	0 0.0%	1 100.0%	0 0.0%	0 0.0%	1 100.0%	0 0.0%	0 0.0%	0 0.0%	0 0.0%	0 0.0%
0470	Larceny/Steal tobacc o from bed, \$5000/mo	2	2 100.0%	0 0.0%	2 100.0%	0 0.0%	0 0.0%	0 0.0%	0 0.0%	0 0.0%	0 0.0%	0 0.0%	0 0.0%	0 0.0%	0 0.0%
0332	Larceny/Stealing dog s	22	5 22.7%	0 0.0%	5 22.7%	0 0.0%	13 59.1%	2 9.1%	0 0.0%	15 68.2%	1 0.0%	0 0.0%	1 4.5%	0 0.0%	2 9.1%
2566	Law/Practice of law without license	9	1 11.1%	0 0.0%	1 11.1%	0 0.0%	6 66.7%	0 0.0%	0 0.0%	6 66.7%	0 0.0%	2 22.2%	0 0.0%	0 0.0%	2 22.2%
2326	Littering/15 to 500 lbs/27 to 100 cb ft	5	1 20.0%	0 0.0%	1 20.0%	0 0.0%	3 60.0%	0 0.0%	0 0.0%	3 60.0%	0 0.0%	0 0.0%	1 20.0%	0 0.0%	1 20.0%
2322	Littering/<15lbs or 27 cb ft-1st off	6	0 0.0%	0 0.0%	0 0.0%	0 0.0%	3 50.0%	1 16.7%	0 0.0%	4 66.7%	2 0.0%	0 0.0%	0 0.0%	0 0.0%	2 33.3%
2325	Littering/<15lbs or 27 cb ft-2nd/sub off	2	1 50.0%	0 0.0%	1 50.0%	0 0.0%	0 0.0%	0 0.0%	0 0.0%	0 0.0%	1 0.0%	0 0.0%	0 0.0%	0 0.0%	1 50.0%
0635	Littering/> 500 lbs or 100 cu ft in vol	8	3 37.5%	0 0.0%	3 37.5%	0 0.0%	1 12.5%	3 37.5%	0 0.0%	4 50.0%	0 0.0%	1 12.5%	0 0.0%	0 0.0%	1 12.5%
2323	Littering/Area not i nt for deposit-1st o	5	1 20.0%	0 0.0%	1 20.0%	0 0.0%	3 60.0%	1 20.0%	0 0.0%	4 80.0%	0 0.0%	0 0.0%	0 0.0%	0 0.0%	0 0.0%
2901	Lottery/Att to influ ence by coercion, et	16	5 31.2%	0 0.0%	5 31.2%	0 0.0%	3 18.8%	3 18.8%	0 0.0%	6 37.5%	1 0.0%	1 6.2%	3 18.8%	0 0.0%	5 31.2%

PROGRAM-ID CRM115
 FOR PERIOD 07/01/2003 THRU 06/30/2004
 RUN DATE 07/20/2004

SOUTH CAROLINA COURT ADMINISTRATION
 GENERAL SESSIONS DISPOSITIONS
 BY ALL OFFENSES

PAGE 30

CODE	OFFENSE	DISP INDIT. PERIOD	GUILTY PLEA	TRIAL: GUILTY	TOTAL CONVICT	TRIAL NOT GUILTY	PROS ENDED/ NOL PROS	PTI/ JUD COMMIT	JUD DISM	TOTAL NON- CONVICT	REMAND	DISM AT PRELIM/ NO BILL	FAIL TO APPEAR	OTHER	TOTAL OTHER
2903	Lottery/Conspiracy	2	0 0.0%	0 0.0%	0 0.0%	0 0.0%	1 50.0%	1 50.0%	0 0.0%	2 100.0%	0 0.0%	0 0.0%	0 0.0%	0 0.0%	0 0.0%
2900	Lottery/Defraud, cou nterfeit game ticket	112	39 34.8%	2 1.8%	41 36.6%	0 0.0%	27 24.1%	32 28.6%	0 0.0%	59 52.7%	5 0.0%	2 1.8%	5 4.5%	0 0.0%	12 10.7%
2897	Lottery/Sell ticket or allow < 18 yrs to	1	1 100.0%	0 0.0%	1 100.0%	0 0.0%	0 0.0%	0 0.0%	0 0.0%	0 0.0%	0 0.0%	0 0.0%	0 0.0%	0 0.0%	0 0.0%
0313	Lynching/Lynching-2n d deg	645	25 3.9%	1 0.2%	26 4.0%	1 0.2%	383 59.4%	27 4.2%	3 0.5%	414 64.2%	127 0.0%	57 8.8%	21 3.3%	0 0.0%	205 31.8%
2556	Magistrate/Violate p ers. restraining ord	2	0 0.0%	0 0.0%	0 0.0%	0 0.0%	0 0.0%	0 0.0%	0 0.0%	0 0.0%	2 0.0%	0 0.0%	0 0.0%	0 0.0%	2 100.0%
0051	Malicious / Willful injury to courthouse	43	14 32.6%	0 0.0%	14 32.6%	0 0.0%	26 60.5%	0 0.0%	0 0.0%	26 60.5%	1 0.0%	1 2.3%	1 2.3%	0 0.0%	3 7.0%
0493	Malicious/Inj to ani mal, >\$1000 < \$5000	492	176 35.8%	0 0.0%	176 35.8%	1 0.2%	202 41.1%	33 6.7%	2 0.4%	238 48.4%	36 0.0%	25 5.1%	17 3.5%	0 0.0%	78 15.9%
0510	Malicious/Inj tree,e tc >\$1000 < \$5000	170	56 32.9%	0 0.0%	56 32.9%	0 0.0%	74 43.5%	20 11.8%	2 1.2%	96 56.5%	10 0.0%	5 2.9%	3 1.8%	0 0.0%	18 10.6%
1165	Malicious/Injure tre e, house \$1000/less	167	59 35.3%	0 0.0%	59 35.3%	0 0.0%	72 43.1%	11 6.6%	0 0.0%	83 49.7%	17 0.0%	5 3.0%	3 1.8%	0 0.0%	25 15.0%
0494	Malicious/Injury ani mals, prop, \$5000/mo	104	19 18.3%	1 1.0%	20 19.2%	0 0.0%	57 54.8%	9 8.7%	0 0.0%	66 63.5%	6 0.0%	6 5.8%	6 5.8%	0 0.0%	18 17.3%
0492	Malicious/Injury to animals, \$1000/less	321	112 34.9%	0 0.0%	112 34.9%	1 0.3%	155 48.3%	15 4.7%	0 0.0%	171 53.3%	25 0.0%	4 1.2%	8 2.5%	1 0.3%	38 11.8%
0416	Malicious/Injury to house-tresp, >\$5000	48	18 37.5%	0 0.0%	18 37.5%	0 0.0%	23 47.9%	1 2.1%	0 0.0%	24 50.0%	0 0.0%	5 10.4%	0 0.0%	1 2.1%	6 12.5%
2458	Malicious/Injury to place of worship	7	4 57.1%	0 0.0%	4 57.1%	0 0.0%	3 42.9%	0 0.0%	0 0.0%	3 42.9%	0 0.0%	0 0.0%	0 0.0%	0 0.0%	0 0.0%
0218	Manslaughter/Involun tary manslaughter	26	20 76.9%	1 3.8%	21 80.8%	0 0.0%	3 11.5%	1 3.8%	0 0.0%	4 15.4%	0 0.0%	1 3.8%	0 0.0%	0 0.0%	1 3.8%
0056	Manslaughter/Involun tary, traffic relate	6	4 66.7%	0 0.0%	4 66.7%	0 0.0%	2 33.3%	0 0.0%	0 0.0%	2 33.3%	0 0.0%	0 0.0%	0 0.0%	0 0.0%	0 0.0%
0217	Manslaughter/Volunta ry manslaughter	99	84 84.8%	7 7.1%	91 91.9%	2 2.0%	5 5.1%	0 0.0%	0 0.0%	7 7.1%	0 0.0%	1 1.0%	0 0.0%	0 0.0%	1 1.0%
2833	Marine/License sale transport violation	2	0 0.0%	0 0.0%	0 0.0%	0 0.0%	0 0.0%	0 0.0%	0 0.0%	0 0.0%	2 0.0%	0 0.0%	0 0.0%	0 0.0%	2 100.0%
0317	Masks/Wearing masks & like	2	1 50.0%	0 0.0%	1 50.0%	0 0.0%	1 50.0%	0 0.0%	0 0.0%	1 50.0%	0 0.0%	0 0.0%	0 0.0%	0 0.0%	0 0.0%

PROGRAM-ID CRM115
 FOR PERIOD 07/01/2003 THRU 06/30/2004
 RUN DATE 07/20/2004

SOUTH CAROLINA COURT ADMINISTRATION
 GENERAL SESSIONS DISPOSITIONS
 BY ALL OFFENSES

PAGE 31

CODE	OFFENSE	DISP INDIT. PERIOD	GUILTY PLEA	TRIAL: GUILTY	TOTAL CONVICT	TRIAL NOT GUILTY	PROS ENDED/ NOL PROS	PTI/ JUD COMMIT	JUD DISM	TOTAL NON- CONVICT	REMAND	DISM AT PRELIM/ NO BILL	FAIL TO APPEAR	OTHER	TOTAL OTHER
2922	Medicaid/ Unauthoriz ed use of patient fu	1	1 100.0%	0 0.0%	1 100.0%	0 0.0%	0 0.0%	0 0.0%	0 0.0%	0 0.0%	0 0.0%	0 0.0%	0 0.0%	0 0.0%	0 0.0%
2348	Mental/Take child fr om facility	2	0 0.0%	0 0.0%	0 0.0%	0 0.0%	0 0.0%	1 50.0%	0 0.0%	1 50.0%	0 0.0%	0 0.0%	1 50.0%	0 0.0%	1 50.0%
0883	Mental/Take person f rom facility w/o per	1	1 100.0%	0 0.0%	1 100.0%	0 0.0%	0 0.0%	0 0.0%	0 0.0%	0 0.0%	0 0.0%	0 0.0%	0 0.0%	0 0.0%	0 0.0%
0048	Minor/Contributing t o delinquency of min	748	224 29.9%	3 0.4%	227 30.3%	1 0.1%	364 48.7%	96 12.8%	0 0.0%	461 61.6%	23 0.0%	19 2.5%	18 2.4%	0 0.0%	60 8.0%
2460	Minor/Purchase or po session of liquors	8	1 12.5%	0 0.0%	1 12.5%	0 0.0%	2 25.0%	5 62.5%	0 0.0%	7 87.5%	0 0.0%	0 0.0%	0 0.0%	0 0.0%	0 0.0%
1257	Minor/Purchase, poss -beer/wine by minor	22	3 13.6%	0 0.0%	3 13.6%	0 0.0%	7 31.8%	9 40.9%	0 0.0%	16 72.7%	3 0.0%	0 0.0%	0 0.0%	0 0.0%	3 13.6%
2443	Minor/Use minor to c ommit certain crimes	2	0 0.0%	0 0.0%	0 0.0%	0 0.0%	2 100.0%	0 0.0%	0 0.0%	2 100.0%	0 0.0%	0 0.0%	0 0.0%	0 0.0%	0 0.0%
2521	Miscellaneous/Crimin al offenses	70	7 10.0%	0 0.0%	7 10.0%	0 0.0%	47 67.1%	6 8.6%	0 0.0%	53 75.7%	5 0.0%	1 1.4%	3 4.3%	1 1.4%	10 14.3%
2520	Miscellaneous/Traffi c offenses	120	0 0.0%	0 0.0%	0 0.0%	0 0.0%	93 77.5%	6 5.0%	0 0.0%	99 82.5%	14 0.0%	2 1.7%	5 4.2%	0 0.0%	21 17.5%
0819	Misconduct/Malfeasan ce, etc in office	23	13 56.5%	2 8.7%	15 65.2%	1 4.3%	6 26.1%	1 4.3%	0 0.0%	8 34.8%	0 0.0%	0 0.0%	0 0.0%	0 0.0%	0 0.0%
0781	Misprision/Felony (n eg in report crime)	72	38 52.8%	1 1.4%	39 54.2%	0 0.0%	26 36.1%	2 2.8%	0 0.0%	28 38.9%	1 0.0%	3 4.2%	1 1.4%	0 0.0%	5 6.9%
2112	Motorcycle/Helmet vi olation, <21 yrs	1	0 0.0%	0 0.0%	0 0.0%	0 0.0%	0 0.0%	1 100.0%	0 0.0%	1 100.0%	0 0.0%	0 0.0%	0 0.0%	0 0.0%	0 0.0%
1069	Municipal/Use water system, unauth manne	1	1 100.0%	0 0.0%	1 100.0%	0 0.0%	0 0.0%	0 0.0%	0 0.0%	0 0.0%	0 0.0%	0 0.0%	0 0.0%	0 0.0%	0 0.0%
9000	Municipal/Viol of Ci ty Ordinance	4	0 0.0%	0 0.0%	0 0.0%	0 0.0%	4 100.0%	0 0.0%	0 0.0%	4 100.0%	0 0.0%	0 0.0%	0 0.0%	0 0.0%	0 0.0%
2356	Murder/Homicide by c hild abuse	12	2 16.7%	1 8.3%	3 25.0%	0 0.0%	9 75.0%	0 0.0%	0 0.0%	9 75.0%	0 0.0%	0 0.0%	0 0.0%	0 0.0%	0 0.0%
2357	Murder/Homicide-Chil d abuse, aid & abet	3	0 0.0%	1 33.3%	1 33.3%	0 0.0%	2 66.7%	0 0.0%	0 0.0%	2 66.7%	0 0.0%	0 0.0%	0 0.0%	0 0.0%	0 0.0%
0045	Murder/Killing by st abbing/thrusting	2	0 0.0%	0 0.0%	0 0.0%	0 0.0%	2 100.0%	0 0.0%	0 0.0%	2 100.0%	0 0.0%	0 0.0%	0 0.0%	0 0.0%	0 0.0%
0312	Murder/Lynching-1st deg	23	0 0.0%	1 4.3%	1 4.3%	0 0.0%	17 73.9%	0 0.0%	0 0.0%	17 73.9%	1 0.0%	2 8.7%	2 8.7%	0 0.0%	5 21.7%

PROGRAM-ID CRM115
 FOR PERIOD 07/01/2003 THRU 06/30/2004
 RUN DATE 07/20/2004

SOUTH CAROLINA COURT ADMINISTRATION
 GENERAL SESSIONS DISPOSITIONS
 BY ALL OFFENSES

PAGE 32

CODE	OFFENSE	DISP INDIT. PERIOD	GUILTY PLEA	TRIAL: GUILTY	TOTAL CONVICT	TRIAL NOT GUILTY	PROS ENDED/ NOL PROS	PTI/ JUD COMMIT	JUD DISM	TOTAL NON- CONVICT	REMAND	DISM AT PRELIM/ NO BILL	FAIL TO APPEAR	OTHER	TOTAL OTHER
0116	Murder/Murder	201	46 22.9%	52 25.9%	98 48.8%	10 5.0%	81 40.3%	0 0.0%	3 1.5%	94 46.8%	0 0.0%	5 2.5%	4 2.0%	0 0.0%	9 4.5%
2656	Neglect/Neglect of v ulnerable adult	19	9 47.4%	0 0.0%	9 47.4%	0 0.0%	7 36.8%	0 0.0%	0 0.0%	7 36.8%	0 0.0%	2 10.5%	1 5.3%	0 0.0%	3 15.8%
0869	Nuisance/Nuisance, c ommon	1	1 100.0%	0 0.0%	1 100.0%	0 0.0%	0 0.0%	0 0.0%	0 0.0%	0 0.0%	0 0.0%	0 0.0%	0 0.0%	0 0.0%	0 0.0%
0106	Nuisance/Use of buil ding for	1	1 100.0%	0 0.0%	1 100.0%	0 0.0%	0 0.0%	0 0.0%	0 0.0%	0 0.0%	0 0.0%	0 0.0%	0 0.0%	0 0.0%	0 0.0%
0144	Obscene/Commun messa ges non-telephonic	10	2 20.0%	0 0.0%	2 20.0%	0 0.0%	5 50.0%	3 30.0%	0 0.0%	8 80.0%	0 0.0%	0 0.0%	0 0.0%	0 0.0%	0 0.0%
0378	Obscene/Diss or exh harmful mat to minor	13	8 61.5%	0 0.0%	8 61.5%	0 0.0%	4 30.8%	0 0.0%	0 0.0%	4 30.8%	1 0.0%	0 0.0%	0 0.0%	0 0.0%	1 7.7%
0376	Obscene/Disseminate mat to person <12	12	6 50.0%	0 0.0%	6 50.0%	1 8.3%	5 41.7%	0 0.0%	0 0.0%	6 50.0%	0 0.0%	0 0.0%	0 0.0%	0 0.0%	0 0.0%
0375	Obscene/Disseminate mat to person <18	14	2 14.3%	0 0.0%	2 14.3%	0 0.0%	10 71.4%	2 14.3%	0 0.0%	12 85.7%	0 0.0%	0 0.0%	0 0.0%	0 0.0%	0 0.0%
0372	Obscene/Disseminate, procure or promote	27	5 18.5%	0 0.0%	5 18.5%	0 0.0%	19 70.4%	2 7.4%	0 0.0%	21 77.8%	0 0.0%	0 0.0%	1 3.7%	0 0.0%	1 3.7%
0377	Obscene/Exposure of private parts, lewd	39	19 48.7%	2 5.1%	21 53.8%	0 0.0%	11 28.2%	1 2.6%	1 2.6%	13 33.3%	5 0.0%	0 0.0%	0 0.0%	0 0.0%	5 12.8%
0374	Obscene/Hire person <18 to violate statu	12	1 8.3%	0 0.0%	1 8.3%	0 0.0%	8 66.7%	3 25.0%	0 0.0%	11 91.7%	0 0.0%	0 0.0%	0 0.0%	0 0.0%	0 0.0%
0373	Obscene/Preparation of material prohibit	2	0 0.0%	0 0.0%	0 0.0%	0 0.0%	2 100.0%	0 0.0%	0 0.0%	2 100.0%	0 0.0%	0 0.0%	0 0.0%	0 0.0%	0 0.0%
0118	Obstructing/Obstruct ing justice	68	27 39.7%	0 0.0%	27 39.7%	0 0.0%	31 45.6%	7 10.3%	0 0.0%	38 55.9%	2 0.0%	0 0.0%	1 1.5%	0 0.0%	3 4.4%
2765	Obstruction/Obstruct of investigat Tit 4	2	1 50.0%	0 0.0%	1 50.0%	0 0.0%	0 0.0%	1 50.0%	0 0.0%	1 50.0%	0 0.0%	0 0.0%	0 0.0%	0 0.0%	0 0.0%
2739	Open	1	0 0.0%	0 0.0%	0 0.0%	0 0.0%	1 100.0%	0 0.0%	0 0.0%	1 100.0%	0 0.0%	0 0.0%	0 0.0%	0 0.0%	0 0.0%
2869	Open	3	2 66.7%	0 0.0%	2 66.7%	0 0.0%	0 0.0%	1 33.3%	0 0.0%	1 33.3%	0 0.0%	0 0.0%	0 0.0%	0 0.0%	0 0.0%
1157	Perjury/False inform ation on document	1	1 100.0%	0 0.0%	1 100.0%	0 0.0%	0 0.0%	0 0.0%	0 0.0%	0 0.0%	0 0.0%	0 0.0%	0 0.0%	0 0.0%	0 0.0%
0507	Perjury/False sweari ng, administer oaths	7	1 14.3%	0 0.0%	1 14.3%	0 0.0%	4 57.1%	1 14.3%	0 0.0%	5 71.4%	0 0.0%	1 14.3%	0 0.0%	0 0.0%	1 14.3%

CODE	OFFENSE	DISP INDIT. PERIOD	GUILTY PLEA	TRIAL: GUILTY	TOTAL CONVICT	TRIAL NOT GUILTY	PROS ENDED/ NOL PROS	PTI/ JUD COMMIT	JUD DISM	TOTAL NON- CONVICT	REMAND	DISM AT PRELIM/ NO BILL	FAIL TO APPEAR	OTHER	TOTAL OTHER
2377	Perjury/Perjury	11	3 27.3%	0 0.0%	3 27.3%	1 9.1%	5 45.5%	0 0.0%	0 0.0%	6 54.5%	0 0.0%	1 9.1%	1 9.1%	0 0.0%	2 18.2%
2378	Perjury/Subornation of perjury	1	1 100.0%	0 0.0%	1 100.0%	0 0.0%	0 0.0%	0 0.0%	0 0.0%	0 0.0%	0 0.0%	0 0.0%	0 0.0%	0 0.0%	0 0.0%
0358	Perjury/Swear falsel y at elections	1	0 0.0%	0 0.0%	0 0.0%	0 0.0%	1 100.0%	0 0.0%	0 0.0%	1 100.0%	0 0.0%	0 0.0%	0 0.0%	0 0.0%	0 0.0%
2737	Pharmacist/Unlaw vio l of require per Sec	3	0 0.0%	0 0.0%	0 0.0%	0 0.0%	2 66.7%	1 33.3%	0 0.0%	3 100.0%	0 0.0%	0 0.0%	0 0.0%	0 0.0%	0 0.0%
0861	Pharmacist/Unlawf dr ug sale, dispns, etc	1	0 0.0%	0 0.0%	0 0.0%	0 0.0%	1 100.0%	0 0.0%	0 0.0%	1 100.0%	0 0.0%	0 0.0%	0 0.0%	0 0.0%	0 0.0%
0322	Poison/Administer or attmpt w/int to kil	3	0 0.0%	0 0.0%	0 0.0%	0 0.0%	2 66.7%	0 0.0%	0 0.0%	2 66.7%	1 0.0%	0 0.0%	0 0.0%	0 0.0%	1 33.3%
0925	Pollution/Cause/perm it, environment	24	5 20.8%	0 0.0%	5 20.8%	0 0.0%	7 29.2%	12 50.0%	0 0.0%	19 79.2%	0 0.0%	0 0.0%	0 0.0%	0 0.0%	0 0.0%
0468	Pollution/Discharge of fumes of acid,etc	1	0 0.0%	0 0.0%	0 0.0%	0 0.0%	1 100.0%	0 0.0%	0 0.0%	1 100.0%	0 0.0%	0 0.0%	0 0.0%	0 0.0%	0 0.0%
0123	Pollution/Violation of Poll Control Act	2	0 0.0%	0 0.0%	0 0.0%	0 0.0%	1 50.0%	1 50.0%	0 0.0%	2 100.0%	0 0.0%	0 0.0%	0 0.0%	0 0.0%	0 0.0%
2738	Prescription/Unlaw p oss, dispose, distri	37	17 45.9%	0 0.0%	17 45.9%	0 0.0%	18 48.6%	0 0.0%	0 0.0%	18 48.6%	0 0.0%	1 2.7%	1 2.7%	0 0.0%	2 5.4%
0437	Prisoners/Contraband , furnish or possess	72	23 31.9%	0 0.0%	23 31.9%	0 0.0%	34 47.2%	2 2.8%	0 0.0%	36 50.0%	6 0.0%	2 2.8%	5 6.9%	0 0.0%	13 18.1%
0074	Prisoners/Contraband , possess, furnish	92	37 40.2%	0 0.0%	37 40.2%	0 0.0%	34 37.0%	11 12.0%	0 0.0%	45 48.9%	9 0.0%	1 1.1%	0 0.0%	0 0.0%	10 10.9%
1305	Prisoners/Furnish w/ alcohol or drugs	2	1 50.0%	0 0.0%	1 50.0%	0 0.0%	0 0.0%	1 50.0%	0 0.0%	1 50.0%	0 0.0%	0 0.0%	0 0.0%	0 0.0%	0 0.0%
0439	Prisoners/Incite pri soners to riot	9	2 22.2%	0 0.0%	2 22.2%	0 0.0%	7 77.8%	0 0.0%	0 0.0%	7 77.8%	0 0.0%	0 0.0%	0 0.0%	0 0.0%	0 0.0%
0440	Prisoners/Participat e in riot by prisone	1	1 100.0%	0 0.0%	1 100.0%	0 0.0%	0 0.0%	0 0.0%	0 0.0%	0 0.0%	0 0.0%	0 0.0%	0 0.0%	0 0.0%	0 0.0%
2526	Prisoners/Throw bodi ly fluids on employe	90	38 42.2%	0 0.0%	38 42.2%	0 0.0%	49 54.4%	3 3.3%	0 0.0%	52 57.8%	0 0.0%	0 0.0%	0 0.0%	0 0.0%	0 0.0%
2791	Professions/False in fo to get lic or pra	11	5 45.5%	0 0.0%	5 45.5%	0 0.0%	1 9.1%	2 18.2%	1 9.1%	4 36.4%	0 0.0%	0 0.0%	2 18.2%	0 0.0%	2 18.2%
1171	Property/Travel on c ultivated fields	1	1 100.0%	0 0.0%	1 100.0%	0 0.0%	0 0.0%	0 0.0%	0 0.0%	0 0.0%	0 0.0%	0 0.0%	0 0.0%	0 0.0%	0 0.0%

PROGRAM-ID CRM115
 FOR PERIOD 07/01/2003 THRU 06/30/2004
 RUN DATE 07/20/2004

SOUTH CAROLINA COURT ADMINISTRATION
 GENERAL SESSIONS DISPOSITIONS
 BY ALL OFFENSES

PAGE 34

CODE	OFFENSE	DISP INDIT. PERIOD	GUILTY PLEA	TRIAL: GUILTY	TOTAL CONVICT	TRIAL NOT GUILTY	PROS ENDED/ NOL PROS	PTI/ JUD COMMIT	JUD DISM	TOTAL NON- CONVICT	REMAND	DISM AT PRELIM/ NO BILL	FAIL TO APPEAR	OTHER	TOTAL OTHER
1209	Prostitution/Further acts-2nd off	1	1 100.0%	0 0.0%	1 100.0%	0 0.0%	0 0.0%	0 0.0%	0 0.0%	0 0.0%	0 0.0%	0 0.0%	0 0.0%	0 0.0%	0 0.0%
0324	Prostitution/Further acts-3rd/sub off	1	1 100.0%	0 0.0%	1 100.0%	0 0.0%	0 0.0%	0 0.0%	0 0.0%	0 0.0%	0 0.0%	0 0.0%	0 0.0%	0 0.0%	0 0.0%
0640	Prostitution/Prostitution-1st off	6	4 66.7%	0 0.0%	4 66.7%	0 0.0%	2 33.3%	0 0.0%	0 0.0%	2 33.3%	0 0.0%	0 0.0%	0 0.0%	0 0.0%	0 0.0%
0323	Prostitution/Prostitution-2nd off	16	10 62.5%	0 0.0%	10 62.5%	0 0.0%	2 12.5%	0 0.0%	0 0.0%	2 12.5%	3 0.0%	0 0.0%	1 6.2%	0 0.0%	4 25.0%
0744	Prostitution/Prostitution-3rd/sub off	21	15 71.4%	0 0.0%	15 71.4%	0 0.0%	4 19.0%	0 0.0%	1 4.8%	5 23.8%	1 0.0%	0 0.0%	0 0.0%	0 0.0%	1 4.8%
2647	Public/Official use confidential inform	2	0 0.0%	0 0.0%	0 0.0%	0 0.0%	0 0.0%	2 100.0%	0 0.0%	2 100.0%	0 0.0%	0 0.0%	0 0.0%	0 0.0%	0 0.0%
0409	Public/Official, influence with bribes	6	5 83.3%	0 0.0%	5 83.3%	0 0.0%	1 16.7%	0 0.0%	0 0.0%	1 16.7%	0 0.0%	0 0.0%	0 0.0%	0 0.0%	0 0.0%
0115	Public/Official, misconduct in office	11	5 45.5%	0 0.0%	5 45.5%	0 0.0%	3 27.3%	1 9.1%	0 0.0%	4 36.4%	1 0.0%	0 0.0%	1 9.1%	0 0.0%	2 18.2%
2234	Railroad/Evas-toll, other than ride w/o per	1	0 0.0%	0 0.0%	0 0.0%	0 0.0%	1 100.0%	0 0.0%	0 0.0%	1 100.0%	0 0.0%	0 0.0%	0 0.0%	0 0.0%	0 0.0%
0970	Railroad/Injure due to violation, RR law	1	1 100.0%	0 0.0%	1 100.0%	0 0.0%	0 0.0%	0 0.0%	0 0.0%	0 0.0%	0 0.0%	0 0.0%	0 0.0%	0 0.0%	0 0.0%
0390	Railroad/Interfer w/traf device, w/death	2	1 50.0%	0 0.0%	1 50.0%	0 0.0%	0 0.0%	0 0.0%	0 0.0%	0 0.0%	1 0.0%	0 0.0%	0 0.0%	0 0.0%	1 50.0%
0571	Railroad/Interfere w/traf cont device, e	6	0 0.0%	0 0.0%	0 0.0%	0 0.0%	2 33.3%	1 16.7%	0 0.0%	3 50.0%	2 0.0%	0 0.0%	1 16.7%	0 0.0%	3 50.0%
0037	Railroad/Penalty for obstruct of (no de	2	0 0.0%	0 0.0%	0 0.0%	0 0.0%	1 50.0%	0 0.0%	0 0.0%	1 50.0%	0 0.0%	1 50.0%	0 0.0%	0 0.0%	1 50.0%
0579	Railroad/Shoot or throw missile at train	1	0 0.0%	0 0.0%	0 0.0%	0 0.0%	1 100.0%	0 0.0%	0 0.0%	1 100.0%	0 0.0%	0 0.0%	0 0.0%	0 0.0%	0 0.0%
0725	Recorded/Distrib w/o name/addr, oth viol	2	2 100.0%	0 0.0%	2 100.0%	0 0.0%	0 0.0%	0 0.0%	0 0.0%	0 0.0%	0 0.0%	0 0.0%	0 0.0%	0 0.0%	0 0.0%
0518	Recorded/Distrib-1000/m aud,etc-1st/sub	13	9 69.2%	0 0.0%	9 69.2%	0 0.0%	1 7.7%	3 23.1%	0 0.0%	4 30.8%	0 0.0%	0 0.0%	0 0.0%	0 0.0%	0 0.0%
0724	Recorded/Distrib-101 to 999 a, etc- 1st	3	2 66.7%	0 0.0%	2 66.7%	0 0.0%	1 33.3%	0 0.0%	0 0.0%	1 33.3%	0 0.0%	0 0.0%	0 0.0%	0 0.0%	0 0.0%
1172	Recorded/Distrib-25/less aud, etc-1st o	3	1 33.3%	0 0.0%	1 33.3%	0 0.0%	0 0.0%	2 66.7%	0 0.0%	2 66.7%	0 0.0%	0 0.0%	0 0.0%	0 0.0%	0 0.0%

PROGRAM-ID CRM115
 FOR PERIOD 07/01/2003 THRU 06/30/2004
 RUN DATE 07/20/2004

SOUTH CAROLINA COURT ADMINISTRATION
 GENERAL SESSIONS DISPOSITIONS
 BY ALL OFFENSES

PAGE 35

CODE	OFFENSE	DISP INDIT. PERIOD	GUILTY PLEA	TRIAL: GUILTY	TOTAL CONVICT	TRIAL NOT GUILTY	PROS ENDED/ NOL PROS	PTI/ JUD COMMIT	JUD DISM	TOTAL NON- CONVICT	REMAND	DISM AT PRELIM/ NO BILL	FAIL TO APPEAR	OTHER	TOTAL OTHER
0516	Recorded/Transf sound 1000/more-1st/sub	1	0 0.0%	0 0.0%	0 0.0%	0 0.0%	1 100.0%	0 0.0%	0 0.0%	1 100.0%	0 0.0%	0 0.0%	0 0.0%	0 0.0%	0 0.0%
0722	Recorded/Transf sound 101-999,180 D 1st	2	1 50.0%	0 0.0%	1 50.0%	0 0.0%	1 50.0%	0 0.0%	0 0.0%	1 50.0%	0 0.0%	0 0.0%	0 0.0%	0 0.0%	0 0.0%
0723	Recorded/Transf sounds, unauth, oth viol	1	0 0.0%	0 0.0%	0 0.0%	0 0.0%	0 0.0%	1 100.0%	0 0.0%	1 100.0%	0 0.0%	0 0.0%	0 0.0%	0 0.0%	0 0.0%
1326	Records/Public-remov e, deface, damage	1	0 0.0%	0 0.0%	0 0.0%	0 0.0%	0 0.0%	0 0.0%	0 0.0%	0 0.0%	1 100.0%	0 0.0%	0 0.0%	0 0.0%	1 100.0%
0662	Records/Viol confide nt of records, LAC	1	1 100.0%	0 0.0%	1 100.0%	0 0.0%	0 0.0%	0 0.0%	0 0.0%	0 0.0%	0 0.0%	0 0.0%	0 0.0%	0 0.0%	0 0.0%
0751	Religion/Disturbance of worship	1	1 100.0%	0 0.0%	1 100.0%	0 0.0%	0 0.0%	0 0.0%	0 0.0%	0 0.0%	0 0.0%	0 0.0%	0 0.0%	0 0.0%	0 0.0%
2597	Report/File false Felony police report	129	50 38.8%	0 0.0%	50 38.8%	0 0.0%	44 34.1%	11 8.5%	0 0.0%	55 42.6%	10 7.7%	5 3.9%	9 7.0%	0 0.0%	24 18.6%
2598	Report/File false Misdemeanor police rep	26	17 65.4%	0 0.0%	17 65.4%	0 0.0%	3 11.5%	2 7.7%	0 0.0%	5 19.2%	1 3.8%	1 3.8%	1 3.8%	1 3.8%	4 15.4%
1223	Report/Info to law enf, fire/rescue dept	106	30 28.3%	0 0.0%	30 28.3%	0 0.0%	50 47.2%	4 3.8%	0 0.0%	54 50.9%	19 17.9%	1 0.9%	2 1.9%	0 0.0%	22 20.8%
2353	Resisting/Arrest w/d ead weapon-2nd/sub o	3	2 66.7%	0 0.0%	2 66.7%	0 0.0%	1 33.3%	0 0.0%	0 0.0%	1 33.3%	0 0.0%	0 0.0%	0 0.0%	0 0.0%	0 0.0%
2352	Resisting/Arrest w/d eadly weapon-1st off	41	12 29.3%	2 4.9%	14 34.1%	0 0.0%	24 58.5%	1 2.4%	0 0.0%	25 61.0%	0 0.0%	0 0.0%	2 4.9%	0 0.0%	2 4.9%
0256	Resisting/Asslt poli ce officer serv proc	502	245 48.8%	3 0.6%	248 49.4%	1 0.2%	144 28.7%	23 4.6%	3 0.6%	171 34.1%	24 4.8%	23 4.6%	35 7.0%	1 0.2%	83 16.5%
0326	Resisting/Resisting officer serv process	1,832	1,110 60.6%	10 0.5%	1,120 61.1%	2 0.1%	489 26.7%	42 2.3%	4 0.2%	537 29.3%	75 4.1%	27 1.5%	70 3.8%	3 0.2%	175 9.6%
2595	Retirement/Use of St ate Retire informati	1	1 100.0%	0 0.0%	1 100.0%	0 0.0%	0 0.0%	0 0.0%	0 0.0%	0 0.0%	0 0.0%	0 0.0%	0 0.0%	0 0.0%	0 0.0%
2366	Riot/Instig, aid, pa rt in riot w/weapon	4	1 25.0%	0 0.0%	1 25.0%	0 0.0%	2 50.0%	0 0.0%	0 0.0%	2 50.0%	0 0.0%	0 0.0%	1 25.0%	0 0.0%	1 25.0%
0711	Riot/Instigate,aide, partic in riot, othe	9	7 77.8%	0 0.0%	7 77.8%	0 0.0%	2 22.2%	0 0.0%	0 0.0%	2 22.2%	0 0.0%	0 0.0%	0 0.0%	0 0.0%	0 0.0%
0641	Riot/Instigate,aide, participate in riot	10	1 10.0%	0 0.0%	1 10.0%	0 0.0%	0 0.0%	2 20.0%	0 0.0%	2 20.0%	0 0.0%	7 70.0%	0 0.0%	0 0.0%	7 70.0%
0139	Robbery/Armed or all eged w/deadly weapon	1,110	339 30.5%	26 2.3%	365 32.9%	19 1.7%	639 57.6%	4 0.4%	5 0.5%	667 60.1%	7 0.6%	41 3.7%	29 2.6%	1 0.1%	78 7.0%

PROGRAM-ID CRM115
 FOR PERIOD 07/01/2003 THRU 06/30/2004
 RUN DATE 07/20/2004

SOUTH CAROLINA COURT ADMINISTRATION
 GENERAL SESSIONS DISPOSITIONS
 BY ALL OFFENSES

PAGE 36

CODE	OFFENSE	DISP INDIT. PERIOD	GUILTY PLEA	TRIAL: GUILTY	TOTAL CONVICT	TRIAL NOT GUILTY	PROS ENDED/ NOL PROS	PTI/ JUD COMMIT	JUD DISM	TOTAL NON- CONVICT	REMAND	DISM AT PRELIM/ NO BILL	FAIL TO APPEAR	OTHER	TOTAL OTHER
0026	Robbery/Attempted armed or alleged robbery	175	73 41.7%	6 3.4%	79 45.1%	1 0.6%	86 49.1%	0 0.0%	0 0.0%	87 49.7%	1 0.0%	5 2.9%	3 1.7%	0 0.0%	9 5.1%
0025	Robbery/Attempted robbery	37	27 73.0%	2 5.4%	29 78.4%	0 0.0%	6 16.2%	0 0.0%	0 0.0%	6 16.2%	1 0.0%	0 0.0%	1 2.7%	0 0.0%	2 5.4%
0137	Robbery/C/L robbery, strong arm	886	591 66.7%	9 1.0%	600 67.7%	1 0.1%	236 26.6%	4 0.5%	0 0.0%	241 27.2%	19 0.0%	12 1.4%	11 1.2%	3 0.3%	45 5.1%
0257	Robbery/Enter bank w/intent to steal	29	9 31.0%	1 3.4%	10 34.5%	1 3.4%	12 41.4%	1 3.4%	0 0.0%	14 48.3%	4 0.0%	1 3.4%	0 0.0%	0 0.0%	5 17.2%
0138	Robbery/Highway robbery	2	1 50.0%	1 50.0%	2 100.0%	0 0.0%	0 0.0%	0 0.0%	0 0.0%	0 0.0%	0 0.0%	0 0.0%	0 0.0%	0 0.0%	0 0.0%
0574	RSG/Chop Shop Act, attempt violation	5	0 0.0%	0 0.0%	0 0.0%	0 0.0%	4 80.0%	0 0.0%	0 0.0%	4 80.0%	0 0.0%	1 20.0%	0 0.0%	0 0.0%	1 20.0%
0575	RSG/Chop Shop Act, conspiracy to violate	1	0 0.0%	0 0.0%	0 0.0%	0 0.0%	1 100.0%	0 0.0%	0 0.0%	1 100.0%	0 0.0%	0 0.0%	0 0.0%	0 0.0%	0 0.0%
0572	RSG/Chop Shop Act, buy, etc, veh w/tamp id	11	3 27.3%	0 0.0%	3 27.3%	0 0.0%	8 72.7%	0 0.0%	0 0.0%	8 72.7%	0 0.0%	0 0.0%	0 0.0%	0 0.0%	0 0.0%
0573	RSG/Chop Shop, alter, etc vehicle id #	20	4 20.0%	0 0.0%	4 20.0%	0 0.0%	15 75.0%	1 5.0%	0 0.0%	16 80.0%	0 0.0%	0 0.0%	0 0.0%	0 0.0%	0 0.0%
0371	RSG/Own, oper, trans, sell to Chop Shop	16	4 25.0%	0 0.0%	4 25.0%	0 0.0%	10 62.5%	0 0.0%	0 0.0%	10 62.5%	0 0.0%	0 0.0%	2 12.5%	0 0.0%	2 12.5%
0513	RSG/Rec stolen goods, > \$1000 < \$5000	595	262 44.0%	0 0.0%	262 44.0%	0 0.0%	228 38.3%	30 5.0%	2 0.3%	260 43.7%	20 0.0%	14 2.4%	38 6.4%	1 0.2%	73 12.3%
0512	RSG/Receiving stolen goods, <\$1000	376	144 38.3%	0 0.0%	144 38.3%	0 0.0%	155 41.2%	14 3.7%	0 0.0%	169 44.9%	48 0.0%	3 0.8%	11 2.9%	1 0.3%	63 16.8%
0514	RSG/Receiving stolen goods, >\$5000	248	103 41.5%	3 1.2%	106 42.7%	1 0.4%	104 41.9%	9 3.6%	2 0.8%	116 46.8%	6 0.0%	6 2.4%	14 5.6%	0 0.0%	26 10.5%
0643	Scalping/Sell tickets for > prescrib amnt	1	1 100.0%	0 0.0%	1 100.0%	0 0.0%	0 0.0%	0 0.0%	0 0.0%	0 0.0%	0 0.0%	0 0.0%	0 0.0%	0 0.0%	0 0.0%
0331	School/Disturbing schools	466	144 30.9%	0 0.0%	144 30.9%	1 0.2%	146 31.3%	100 21.5%	0 0.0%	247 53.0%	40 0.0%	17 3.6%	18 3.9%	0 0.0%	75 16.1%
0750	School/Enticing child from attending	30	3 10.0%	0 0.0%	3 10.0%	0 0.0%	19 63.3%	2 6.7%	0 0.0%	21 70.0%	6 0.0%	0 0.0%	0 0.0%	0 0.0%	6 20.0%
2617	Securities/Unif. Sec. Act, \$1000 or less	1	0 0.0%	0 0.0%	0 0.0%	0 0.0%	1 100.0%	0 0.0%	0 0.0%	1 100.0%	0 0.0%	0 0.0%	0 0.0%	0 0.0%	0 0.0%
2616	Securities/Unif. Sec. Act, \$1001 to \$20K	2	2 100.0%	0 0.0%	2 100.0%	0 0.0%	0 0.0%	0 0.0%	0 0.0%	0 0.0%	0 0.0%	0 0.0%	0 0.0%	0 0.0%	0 0.0%

PROGRAM-ID CRM115
 FOR PERIOD 07/01/2003 THRU 06/30/2004
 RUN DATE 07/20/2004

SOUTH CAROLINA COURT ADMINISTRATION
 GENERAL SESSIONS DISPOSITIONS
 BY ALL OFFENSES

CODE	OFFENSE	DISP INDIT. PERIOD	GUILTY PLEA	TRIAL: GUILTY	TOTAL CONVICT	TRIAL NOT GUILTY	PROS ENDED/ NOL PROS	PTI/ JUD COMMIT	JUD DISM	TOTAL NON- CONVICT	REMAND	DISM AT PRELIM/ NO BILL	FAIL TO APPEAR	OTHER	TOTAL OTHER
2615	Securities/Unif. Sec . Act, \$20,000/more	9	9 100.0%	0 0.0%	9 100.0%	0 0.0%	0 0.0%	0 0.0%	0 0.0%	0 0.0%	0 0.0%	0 0.0%	0 0.0%	0 0.0%	0 0.0%
0253	Sex/Asslt w/itc crim sex cond-1st deg	84	7 8.3%	2 2.4%	9 10.7%	5 6.0%	59 70.2%	2 2.4%	0 0.0%	66 78.6%	1 0.0%	3 3.6%	5 6.0%	0 0.0%	9 10.7%
0254	Sex/Asslt w/itc crim sex cond-2nd deg	28	3 10.7%	0 0.0%	3 10.7%	0 0.0%	17 60.7%	0 0.0%	1 3.6%	18 64.3%	2 0.0%	3 10.7%	2 7.1%	0 0.0%	7 25.0%
0255	Sex/Asslt w/itc crim sex cond-3rd deg	11	2 18.2%	0 0.0%	2 18.2%	0 0.0%	8 72.7%	0 0.0%	0 0.0%	8 72.7%	1 0.0%	0 0.0%	0 0.0%	0 0.0%	1 9.1%
0385	Sex/Crim sex conduct w/min <11yrs-1st de	276	56 20.3%	9 3.3%	65 23.6%	1 0.4%	181 65.6%	6 2.2%	0 0.0%	188 68.1%	7 0.0%	7 2.5%	9 3.3%	0 0.0%	23 8.3%
0397	Sex/Crim sex conduct w/minor <16-2nd deg	189	42 22.2%	2 1.1%	44 23.3%	2 1.1%	118 62.4%	16 8.5%	0 0.0%	136 72.0%	1 0.0%	1 0.5%	7 3.7%	0 0.0%	9 4.8%
0396	Sex/Crim sex conduct w/minor-11-14-2nd d	351	76 21.7%	11 3.1%	87 24.8%	8 2.3%	215 61.3%	17 4.8%	0 0.0%	240 68.4%	3 0.0%	9 2.6%	12 3.4%	0 0.0%	24 6.8%
0386	Sex/Crim sex conduct w/sep spouse-1st de	3	1 33.3%	0 0.0%	1 33.3%	0 0.0%	2 66.7%	0 0.0%	0 0.0%	2 66.7%	0 0.0%	0 0.0%	0 0.0%	0 0.0%	0 0.0%
0398	Sex/Crim sex conduct w/sep spouse-2nd de	1	0 0.0%	0 0.0%	0 0.0%	0 0.0%	0 0.0%	1 100.0%	0 0.0%	1 100.0%	0 0.0%	0 0.0%	0 0.0%	0 0.0%	0 0.0%
0160	Sex/crim sexual cond uct- 1st deg	238	31 13.0%	8 3.4%	39 16.4%	7 2.9%	162 68.1%	2 0.8%	0 0.0%	171 71.8%	2 0.0%	18 7.6%	8 3.4%	0 0.0%	28 11.8%
0162	Sex/crim sexual cond uct- 3rd deg	112	27 24.1%	1 0.9%	28 25.0%	0 0.0%	61 54.5%	7 6.2%	0 0.0%	68 60.7%	4 0.0%	11 9.8%	1 0.9%	0 0.0%	16 14.3%
0161	Sex/crim sexual cond uct-2nd deg	90	8 8.9%	0 0.0%	8 8.9%	4 4.4%	68 75.6%	0 0.0%	0 0.0%	72 80.0%	1 0.0%	6 6.7%	3 3.3%	0 0.0%	10 11.1%
0399	Sex/Engage child <18 for sex perform	6	0 0.0%	0 0.0%	0 0.0%	0 0.0%	5 83.3%	0 0.0%	0 0.0%	5 83.3%	0 0.0%	0 0.0%	1 16.7%	0 0.0%	1 16.7%
0090	Sex/Incest	11	1 9.1%	0 0.0%	1 9.1%	0 0.0%	10 90.9%	0 0.0%	0 0.0%	10 90.9%	0 0.0%	0 0.0%	0 0.0%	0 0.0%	0 0.0%
0091	Sex/Indecent exposur e	242	106 43.8%	3 1.2%	109 45.0%	0 0.0%	83 34.3%	26 10.7%	0 0.0%	109 45.0%	11 0.0%	8 3.3%	5 2.1%	0 0.0%	24 9.9%
2468	Sex/Lewd Act, com/at tmpt upon child <16	665	220 33.1%	15 2.3%	235 35.3%	8 1.2%	375 56.4%	17 2.6%	1 0.2%	401 60.3%	7 0.0%	12 1.8%	10 1.5%	0 0.0%	29 4.4%
2606	Sex/Offender Registr y-fail to file, 1st	300	217 72.3%	1 0.3%	218 72.7%	0 0.0%	68 22.7%	0 0.0%	0 0.0%	68 22.7%	1 0.0%	0 0.0%	13 4.3%	0 0.0%	14 4.7%
2607	Sex/Offender Registr y-fail to file, 2nd	19	14 73.7%	0 0.0%	14 73.7%	0 0.0%	3 15.8%	0 0.0%	0 0.0%	3 15.8%	0 0.0%	0 0.0%	2 10.5%	0 0.0%	2 10.5%

PROGRAM-ID CRM115
 FOR PERIOD 07/01/2003 THRU 06/30/2004
 RUN DATE 07/20/2004

SOUTH CAROLINA COURT ADMINISTRATION
 GENERAL SESSIONS DISPOSITIONS
 BY ALL OFFENSES

PAGE 38

CODE	OFFENSE	DISP INDIT. PERIOD	GUILTY PLEA	TRIAL: GUILTY	TOTAL CONVICT	TRIAL NOT GUILTY	PROS ENDED/ NOL PROS	PTI/ JUD COMMIT	JUD DISM	TOTAL NON- CONVICT	REMAND	DISM AT PRELIM/ NO BILL	FAIL TO APPEAR	OTHER	TOTAL OTHER
2435	Sex/Offender Registr y-fail to file, 3rd/	2	0 0.0%	0 0.0%	0 0.0%	0 0.0%	2 100.0%	0 0.0%	0 0.0%	2 100.0%	0 0.0%	0 0.0%	0 0.0%	0 0.0%	0 0.0%
2609	Sex/Offender Registr y-false info, 2nd of	1	0 0.0%	0 0.0%	0 0.0%	0 0.0%	1 100.0%	0 0.0%	0 0.0%	1 100.0%	0 0.0%	0 0.0%	0 0.0%	0 0.0%	0 0.0%
0383	Sex/Participate in p rostitution of minor	3	0 0.0%	0 0.0%	0 0.0%	0 0.0%	1 33.3%	0 0.0%	0 0.0%	1 33.3%	0 0.0%	0 0.0%	2 66.7%	0 0.0%	2 66.7%
0120	Sex/Peeping Tom, eav esdropping/peeping	51	16 31.4%	0 0.0%	16 31.4%	0 0.0%	20 39.2%	11 21.6%	0 0.0%	31 60.8%	2 0.0%	2 3.9%	0 0.0%	0 0.0%	4 7.8%
0382	Sex/Promoting prosti tution of minor	5	2 40.0%	0 0.0%	2 40.0%	0 0.0%	3 60.0%	0 0.0%	0 0.0%	3 60.0%	0 0.0%	0 0.0%	0 0.0%	0 0.0%	0 0.0%
2893	Sex/Second deg sex m iscon w inmate, pati	1	0 0.0%	0 0.0%	0 0.0%	0 0.0%	1 100.0%	0 0.0%	0 0.0%	1 100.0%	0 0.0%	0 0.0%	0 0.0%	0 0.0%	0 0.0%
0381	Sex/Sexual exploitat ion of minor- 3rd d	18	16 88.9%	0 0.0%	16 88.9%	0 0.0%	2 11.1%	0 0.0%	0 0.0%	2 11.1%	0 0.0%	0 0.0%	0 0.0%	0 0.0%	0 0.0%
0379	Sex/Sexual exploitat ion of minor-1st deg	10	1 10.0%	0 0.0%	1 10.0%	1 10.0%	6 60.0%	0 0.0%	0 0.0%	7 70.0%	0 0.0%	0 0.0%	2 20.0%	0 0.0%	2 20.0%
0380	Sex/Sexual exploitat ion of minor-2nd deg	61	19 31.1%	0 0.0%	19 31.1%	0 0.0%	39 63.9%	1 1.6%	0 0.0%	40 65.6%	0 0.0%	1 1.6%	1 1.6%	0 0.0%	2 3.3%
0412	Sex/Spousal sexual b attery	9	0 0.0%	0 0.0%	0 0.0%	0 0.0%	7 77.8%	0 0.0%	0 0.0%	7 77.8%	0 0.0%	2 22.2%	0 0.0%	0 0.0%	2 22.2%
2865	Sex/Voyeurism view r ecord photo, 1st off	4	2 50.0%	0 0.0%	2 50.0%	0 0.0%	0 0.0%	0 0.0%	0 0.0%	0 0.0%	0 0.0%	0 0.0%	2 50.0%	0 0.0%	2 50.0%
0461	Sex/w/patient/trainee /inmate	13	5 38.5%	0 0.0%	5 38.5%	0 0.0%	8 61.5%	0 0.0%	0 0.0%	8 61.5%	0 0.0%	0 0.0%	0 0.0%	0 0.0%	0 0.0%
2878	Shoplifting/Enhancem ent for 3rd/sub >\$5000	37	24 64.9%	0 0.0%	24 64.9%	0 0.0%	8 21.6%	0 0.0%	0 0.0%	8 21.6%	0 0.0%	2 5.4%	2 5.4%	1 2.7%	5 13.5%
2877	Shoplifting/Enhancem ent for 3rd/sub. <\$1	195	151 77.4%	3 1.5%	154 79.0%	0 0.0%	14 7.2%	0 0.0%	0 0.0%	14 7.2%	14 0.0%	6 3.1%	6 3.1%	1 0.5%	27 13.8%
0528	Shoplifting/Shoplift ing, \$1000/less	312	151 48.4%	0 0.0%	151 48.4%	0 0.0%	77 24.7%	5 1.6%	2 0.6%	84 26.9%	24 0.0%	30 9.6%	22 7.1%	1 0.3%	77 24.7%
0530	Shoplifting/Shoplift ing, > \$5000	8	6 75.0%	0 0.0%	6 75.0%	0 0.0%	1 12.5%	0 0.0%	0 0.0%	1 12.5%	0 0.0%	0 0.0%	1 12.5%	0 0.0%	1 12.5%
0529	Shoplifting/Shoplift ing, >\$1000 < \$5000	92	45 48.9%	0 0.0%	45 48.9%	0 0.0%	19 20.7%	2 2.2%	1 1.1%	22 23.9%	5 0.0%	8 8.7%	11 12.0%	1 1.1%	25 27.2%
0146	Slander/Slander & li bel	3	0 0.0%	0 0.0%	0 0.0%	0 0.0%	3 100.0%	0 0.0%	0 0.0%	3 100.0%	0 0.0%	0 0.0%	0 0.0%	0 0.0%	0 0.0%

PROGRAM-ID CRM115
 FOR PERIOD 07/01/2003 THRU 06/30/2004
 RUN DATE 07/20/2004

SOUTH CAROLINA COURT ADMINISTRATION
 GENERAL SESSIONS DISPOSITIONS
 BY ALL OFFENSES

CODE	OFFENSE	DISP INDIT. PERIOD	GUILTY PLEA	TRIAL: GUILTY	TOTAL CONVICT	TRIAL NOT GUILTY	PROS ENDED/ NOL PROS	PTI/ JUD COMMIT	JUD DISM	TOTAL NON- CONVICT	REMAND	DISM AT PRELIM/ NO BILL	FAIL TO APPEAR	OTHER	TOTAL OTHER
0795	Solicitation/to comm it Felony	7	1 14.3%	0 0.0%	1 14.3%	0 0.0%	6 85.7%	0 0.0%	0 0.0%	6 85.7%	0 0.0%	0 0.0%	0 0.0%	0 0.0%	0 0.0%
0787	Spying/Conceal viola tor, treason Chapter	2	1 50.0%	0 0.0%	1 50.0%	0 0.0%	1 50.0%	0 0.0%	0 0.0%	1 50.0%	0 0.0%	0 0.0%	0 0.0%	0 0.0%	0 0.0%
2408	Stalking/Aggrav w/in 7yrs of prior convi	3	0 0.0%	0 0.0%	0 0.0%	0 0.0%	2 66.7%	0 0.0%	1 33.3%	3 100.0%	0 0.0%	0 0.0%	0 0.0%	0 0.0%	0 0.0%
2407	Stalking/Aggrav w/in junct/restrain order	3	2 66.7%	0 0.0%	2 66.7%	0 0.0%	1 33.3%	0 0.0%	0 0.0%	1 33.3%	0 0.0%	0 0.0%	0 0.0%	0 0.0%	0 0.0%
2406	Stalking/Aggravated Stalking	30	5 16.7%	1 3.3%	6 20.0%	0 0.0%	5 16.7%	1 3.3%	0 0.0%	6 20.0%	18 0.0%	0 0.0%	0 0.0%	0 0.0%	18 60.0%
2402	Stalking/Harass w/in 7yrs of prior convi	11	9 81.8%	0 0.0%	9 81.8%	0 0.0%	2 18.2%	0 0.0%	0 0.0%	2 18.2%	0 0.0%	0 0.0%	0 0.0%	0 0.0%	0 0.0%
2401	Stalking/Harassment	39	15 38.5%	0 0.0%	15 38.5%	0 0.0%	10 25.6%	0 0.0%	0 0.0%	10 25.6%	8 0.0%	3 7.7%	3 7.7%	0 0.0%	14 35.9%
2403	Stalking/Stalking	111	30 27.0%	0 0.0%	30 27.0%	0 0.0%	49 44.1%	7 6.3%	0 0.0%	56 50.5%	11 0.0%	12 10.8%	2 1.8%	0 0.0%	25 22.5%
2405	Stalking/Stalking w/ in 7yrs prior convic	1	1 100.0%	0 0.0%	1 100.0%	0 0.0%	0 0.0%	0 0.0%	0 0.0%	0 0.0%	0 0.0%	0 0.0%	0 0.0%	0 0.0%	0 0.0%
2404	Stalking/Stalking w/ injunct/restrain ord	3	1 33.3%	0 0.0%	1 33.3%	0 0.0%	0 0.0%	1 33.3%	0 0.0%	1 33.3%	1 0.0%	0 0.0%	0 0.0%	0 0.0%	1 33.3%
0298	Subpoena/Failure to comply w/subpoena	2	1 50.0%	0 0.0%	1 50.0%	0 0.0%	0 0.0%	1 50.0%	0 0.0%	1 50.0%	0 0.0%	0 0.0%	0 0.0%	0 0.0%	0 0.0%
0040	Subversive / Violati ons of Subv. Reg. Ac	3	3 100.0%	0 0.0%	3 100.0%	0 0.0%	0 0.0%	0 0.0%	0 0.0%	0 0.0%	0 0.0%	0 0.0%	0 0.0%	0 0.0%	0 0.0%
2596	Suicide/Assisted sui cide	1	0 0.0%	0 0.0%	0 0.0%	0 0.0%	0 0.0%	1 100.0%	0 0.0%	1 100.0%	0 0.0%	0 0.0%	0 0.0%	0 0.0%	0 0.0%
0150	Swindling/Swindling	30	8 26.7%	0 0.0%	8 26.7%	0 0.0%	9 30.0%	2 6.7%	0 0.0%	11 36.7%	9 0.0%	1 3.3%	1 3.3%	0 0.0%	11 36.7%
0754	Tattooing/Tattooing	8	7 87.5%	0 0.0%	7 87.5%	0 0.0%	1 12.5%	0 0.0%	0 0.0%	1 12.5%	0 0.0%	0 0.0%	0 0.0%	0 0.0%	0 0.0%
2930	Tax /Furnishing fals e tax document	5	5 100.0%	0 0.0%	5 100.0%	0 0.0%	0 0.0%	0 0.0%	0 0.0%	0 0.0%	0 0.0%	0 0.0%	0 0.0%	0 0.0%	0 0.0%
2987	Tax/ wilfully assist ing in false or frau	2	2 100.0%	0 0.0%	2 100.0%	0 0.0%	0 0.0%	0 0.0%	0 0.0%	0 0.0%	0 0.0%	0 0.0%	0 0.0%	0 0.0%	0 0.0%
2757	Tax/Evasion of tax o r assessment	3	2 66.7%	0 0.0%	2 66.7%	0 0.0%	1 33.3%	0 0.0%	0 0.0%	1 33.3%	0 0.0%	0 0.0%	0 0.0%	0 0.0%	0 0.0%

PROGRAM-ID CRM115
 FOR PERIOD 07/01/2003 THRU 06/30/2004
 RUN DATE 07/20/2004

SOUTH CAROLINA COURT ADMINISTRATION
 GENERAL SESSIONS DISPOSITIONS
 BY ALL OFFENSES

PAGE 40

CODE	OFFENSE	DISP INDIT. PERIOD	GUILTY PLEA	TRIAL: GUILTY	TOTAL CONVICT	TRIAL NOT GUILTY	PROS ENDED/ NOL PROS	PTI/ JUD COMMIT	JUD DISM	TOTAL NON- CONVICT	REMAND	DISM AT PRELIM/ NO BILL	FAIL TO APPEAR	OTHER	TOTAL OTHER
0495	Tax/Fail to make rtr n,w/hld,rmit,w/int	2	0 0.0%	0 0.0%	0 0.0%	0 0.0%	2 100.0%	0 0.0%	0 0.0%	2 100.0%	0 0.0%	0 0.0%	0 0.0%	0 0.0%	0 0.0%
2758	Tax/Failure to coll, acct or pay over	7	0 0.0%	0 0.0%	0 0.0%	0 0.0%	7 100.0%	0 0.0%	0 0.0%	7 100.0%	0 0.0%	0 0.0%	0 0.0%	0 0.0%	0 0.0%
0152	Tax/Failure to pay t ax, w/intent to evad	11	2 18.2%	0 0.0%	2 18.2%	0 0.0%	9 81.8%	0 0.0%	0 0.0%	9 81.8%	0 0.0%	0 0.0%	0 0.0%	0 0.0%	0 0.0%
2762	Tax/False tax statem ent, filing or assis	9	0 0.0%	0 0.0%	0 0.0%	0 0.0%	9 100.0%	0 0.0%	0 0.0%	9 100.0%	0 0.0%	0 0.0%	0 0.0%	0 0.0%	0 0.0%
1128	Tax/Operate of retai l business w/o licen	1	0 0.0%	0 0.0%	0 0.0%	0 0.0%	0 0.0%	0 0.0%	0 0.0%	0 0.0%	1 0.0%	0 0.0%	0 0.0%	0 0.0%	1 100.0%
0683	Tax/Public official, secrecy of matters	1	1 100.0%	0 0.0%	1 100.0%	0 0.0%	0 0.0%	0 0.0%	0 0.0%	0 0.0%	0 0.0%	0 0.0%	0 0.0%	0 0.0%	0 0.0%
0599	Tax/Remove/conceal t ax imposed goods	13	0 0.0%	0 0.0%	0 0.0%	0 0.0%	13 100.0%	0 0.0%	0 0.0%	13 100.0%	0 0.0%	0 0.0%	0 0.0%	0 0.0%	0 0.0%
1215	Telephone/Auto dial device viol-1st/2nd	2	0 0.0%	0 0.0%	0 0.0%	0 0.0%	0 0.0%	2 100.0%	0 0.0%	2 100.0%	0 0.0%	0 0.0%	0 0.0%	0 0.0%	0 0.0%
1298	Telephone/Unlawful u se of 911 #	40	18 45.0%	0 0.0%	18 45.0%	1 2.5%	13 32.5%	2 5.0%	1 2.5%	17 42.5%	4 0.0%	0 0.0%	1 2.5%	0 0.0%	5 12.5%
2553	Telephone/Unlawful u se of telephone (aft	49	9 18.4%	0 0.0%	9 18.4%	0 0.0%	13 26.5%	1 2.0%	0 0.0%	14 28.6%	23 0.0%	3 6.1%	0 0.0%	0 0.0%	26 53.1%
1213	Telephone/Unsolicit calls viol-1st/2nd o	11	0 0.0%	0 0.0%	0 0.0%	0 0.0%	1 9.1%	0 0.0%	0 0.0%	1 9.1%	10 0.0%	0 0.0%	0 0.0%	0 0.0%	10 90.9%
2923	Theft of a controlle d substance, 1st off	43	17 39.5%	0 0.0%	17 39.5%	0 0.0%	17 39.5%	6 14.0%	0 0.0%	23 53.5%	0 0.0%	0 0.0%	2 4.7%	1 2.3%	3 7.0%
2769	Threat/Threat vulner adult sub to invest	1	1 100.0%	0 0.0%	1 100.0%	0 0.0%	0 0.0%	0 0.0%	0 0.0%	0 0.0%	0 0.0%	0 0.0%	0 0.0%	0 0.0%	0 0.0%
2605	Threat/Threaten life , public employee	38	21 55.3%	0 0.0%	21 55.3%	0 0.0%	10 26.3%	2 5.3%	0 0.0%	12 31.6%	3 0.0%	1 2.6%	1 2.6%	0 0.0%	5 13.2%
0541	Threat/Threaten life , public official	255	88 34.5%	0 0.0%	88 34.5%	0 0.0%	118 46.3%	15 5.9%	0 0.0%	133 52.2%	21 0.0%	5 2.0%	7 2.7%	1 0.4%	34 13.3%
0337	Timber/Cut or trans w/o permission >\$50	6	1 16.7%	0 0.0%	1 16.7%	0 0.0%	5 83.3%	0 0.0%	0 0.0%	5 83.3%	0 0.0%	0 0.0%	0 0.0%	0 0.0%	0 0.0%
0477	Timber/Drifted, sale , \$5000/more	1	1 100.0%	0 0.0%	1 100.0%	0 0.0%	0 0.0%	0 0.0%	0 0.0%	0 0.0%	0 0.0%	0 0.0%	0 0.0%	0 0.0%	0 0.0%
0124	Tools/Poss, make cap able of crim use	274	81 29.6%	0 0.0%	81 29.6%	1 0.4%	134 48.9%	32 11.7%	0 0.0%	167 60.9%	0 0.0%	13 4.7%	12 4.4%	1 0.4%	26 9.5%

PROGRAM-ID CRM115
 FOR PERIOD 07/01/2003 THRU 06/30/2004
 RUN DATE 07/20/2004

SOUTH CAROLINA COURT ADMINISTRATION
 GENERAL SESSIONS DISPOSITIONS
 BY ALL OFFENSES

PAGE 41

CODE	OFFENSE	DISP INDIT. PERIOD	GUILTY PLEA	TRIAL: GUILTY	TOTAL CONVICT	TRIAL NOT GUILTY	PROS ENDED/ NOL PROS	PTI/ JUD COMMIT	JUD DISM	TOTAL NON- CONVICT	REMAND	DISM AT PRELIM/ NO BILL	FAIL TO APPEAR	OTHER	TOTAL OTHER	
2992	Trade/price gouging during emergency	1	0 0.0%	0 0.0%	0 0.0%	0 0.0%	0 0.0%	0 0.0%	0 0.0%	0 0.0%	0 0.0%	1 0.0%	0 0.0%	0 0.0%	0 100.0%	1
2490	Trademarks/Goods w/c counterfeit/individua	27	8 29.6%	0 0.0%	8 29.6%	0 0.0%	11 40.7%	6 22.2%	0 0.0%	17 63.0%	0 0.0%	0 0.0%	2 7.4%	0 0.0%	2 7.4%	2
2491	Trademarks/Goods w/c counterfeit/other	7	1 14.3%	0 0.0%	1 14.3%	0 0.0%	5 71.4%	1 14.3%	0 0.0%	6 85.7%	0 0.0%	0 0.0%	0 0.0%	0 0.0%	0 0.0%	0
2439	Trader/Merchandise source viol, 1st off	3	3 100.0%	0 0.0%	3 100.0%	0 0.0%	0 0.0%	0 0.0%	0 0.0%	0 0.0%	0 0.0%	0 0.0%	0 0.0%	0 0.0%	0 0.0%	0
2472	Traffi /Operate carr ier w/o a reg card	1	0 0.0%	0 0.0%	0 0.0%	0 0.0%	1 100.0%	0 0.0%	0 0.0%	1 100.0%	0 0.0%	0 0.0%	0 0.0%	0 0.0%	0 0.0%	0
0057	Traffic / Habitual T raffic Offenders, DU	868	503 57.9%	1 0.1%	504 58.1%	0 0.0%	281 32.4%	0 0.0%	1 0.1%	282 32.5%	7 0.8%	19 2.2%	56 6.5%	0 0.0%	82 9.4%	82
2150	Traffic/Abandon veh on public/priv prop	1	0 0.0%	0 0.0%	0 0.0%	0 0.0%	1 100.0%	0 0.0%	0 0.0%	1 100.0%	0 0.0%	0 0.0%	0 0.0%	0 0.0%	0 0.0%	0
0131	Traffic/Allowing use of car for racing	6	1 16.7%	0 0.0%	1 16.7%	0 0.0%	0 0.0%	0 0.0%	0 0.0%	0 0.0%	5 83.3%	0 0.0%	0 0.0%	0 0.0%	5 83.3%	5
2111	Traffic/Bicyclists, play veh, art viol	1	0 0.0%	0 0.0%	0 0.0%	0 0.0%	0 0.0%	0 0.0%	0 0.0%	0 0.0%	1 100.0%	0 0.0%	0 0.0%	0 0.0%	1 100.0%	1
2446	Traffic/Blocking bus iness or residence	1	0 0.0%	0 0.0%	0 0.0%	0 0.0%	0 0.0%	0 0.0%	0 0.0%	0 0.0%	1 100.0%	0 0.0%	0 0.0%	0 0.0%	1 100.0%	1
2065	Traffic/Com veh w/o lic,DUI-3rd/sub off	1	0 0.0%	0 0.0%	0 0.0%	0 0.0%	1 100.0%	0 0.0%	0 0.0%	1 100.0%	0 0.0%	0 0.0%	0 0.0%	0 0.0%	0 0.0%	0
2487	Traffic/Deface lic. plate w/int to defr	2	0 0.0%	0 0.0%	0 0.0%	0 0.0%	2 100.0%	0 0.0%	0 0.0%	2 100.0%	0 0.0%	0 0.0%	0 0.0%	0 0.0%	0 0.0%	0
2088	Traffic/Display of s ample license plate	1	1 100.0%	0 0.0%	1 100.0%	0 0.0%	0 0.0%	0 0.0%	0 0.0%	0 0.0%	0 0.0%	0 0.0%	0 0.0%	0 0.0%	0 0.0%	0
2515	Traffic/Disregarding stop sign	19	1 5.3%	0 0.0%	1 5.3%	0 0.0%	10 52.6%	1 5.3%	0 0.0%	11 57.9%	5 26.3%	0 0.0%	2 10.5%	0 0.0%	7 36.8%	7
2516	Traffic/Disregarding yield sign	1	1 100.0%	0 0.0%	1 100.0%	0 0.0%	0 0.0%	0 0.0%	0 0.0%	0 0.0%	0 0.0%	0 0.0%	0 0.0%	0 0.0%	0 0.0%	0
2583	Traffic/Drive commer c veh w/o lic-2nd/su	1	0 0.0%	0 0.0%	0 0.0%	0 0.0%	0 0.0%	0 0.0%	0 0.0%	0 0.0%	1 100.0%	0 0.0%	0 0.0%	0 0.0%	1 100.0%	1
2509	Traffic/Drive w/o li cense in possession	54	6 11.1%	0 0.0%	6 11.1%	0 0.0%	27 50.0%	2 3.7%	0 0.0%	29 53.7%	16 29.6%	0 0.0%	3 5.6%	0 0.0%	19 35.2%	19
2053	Traffic/Drive while suspended/not licens	3	0 0.0%	0 0.0%	0 0.0%	0 0.0%	1 33.3%	0 0.0%	0 0.0%	1 33.3%	0 0.0%	0 0.0%	2 66.7%	0 0.0%	2 66.7%	2

PROGRAM-ID CRM115
 FOR PERIOD 07/01/2003 THRU 06/30/2004
 RUN DATE 07/20/2004

SOUTH CAROLINA COURT ADMINISTRATION
 GENERAL SESSIONS DISPOSITIONS
 BY ALL OFFENSES

PAGE 42

CODE	OFFENSE	DISP INDIT. PERIOD	GUILTY PLEA	TRIAL: GUILTY	TOTAL CONVICT	TRIAL NOT GUILTY	PROS ENDED/ NOL PROS	PTI/ JUD COMMIT	JUD DISM	TOTAL NON- CONVICT	REMAND	DISM AT PRELIM/ NO BILL	FAIL TO APPEAR	OTHER	TOTAL OTHER
2056	Traffic/Driver lic c hap, no other penalt	4	0 0.0%	0 0.0%	0 0.0%	0 0.0%	1 25.0%	1 25.0%	0 0.0%	2 50.0%	2 0.0%	0 0.0%	0 0.0%	0 0.0%	2 50.0%
2511	Traffic/Driving on w rong side of road	5	0 0.0%	0 0.0%	0 0.0%	0 0.0%	4 80.0%	0 0.0%	0 0.0%	4 80.0%	0 0.0%	0 0.0%	1 20.0%	0 0.0%	1 20.0%
2519	Traffic/Driving too fast for conditions	18	1 5.6%	0 0.0%	1 5.6%	0 0.0%	7 38.9%	2 11.1%	0 0.0%	9 50.0%	5 0.0%	0 0.0%	3 16.7%	0 0.0%	8 44.4%
0701	Traffic/Driving w/ou t license-1st off	64	16 25.0%	0 0.0%	16 25.0%	0 0.0%	27 42.2%	3 4.7%	0 0.0%	30 46.9%	7 0.0%	0 0.0%	11 17.2%	0 0.0%	18 28.1%
0093	Traffic/Driving w/ou t license-2nd off	71	29 40.8%	0 0.0%	29 40.8%	0 0.0%	16 22.5%	1 1.4%	0 0.0%	17 23.9%	11 0.0%	1 1.4%	13 18.3%	0 0.0%	25 35.2%
0094	Traffic/Driving w/ou t license-3rd/subs	28	9 32.1%	0 0.0%	9 32.1%	0 0.0%	9 32.1%	0 0.0%	0 0.0%	9 32.1%	7 0.0%	0 0.0%	3 10.7%	0 0.0%	10 35.7%
2192	Traffic/Fail to appe ar,required by ticke	1	0 0.0%	0 0.0%	0 0.0%	0 0.0%	1 100.0%	0 0.0%	0 0.0%	1 100.0%	0 0.0%	0 0.0%	0 0.0%	0 0.0%	0 0.0%
2488	Traffic/Fail to comp ly with direction	21	15 71.4%	0 0.0%	15 71.4%	0 0.0%	4 19.0%	0 0.0%	0 0.0%	4 19.0%	2 0.0%	0 0.0%	0 0.0%	0 0.0%	2 9.5%
2099	Traffic/Fail to give info & render aid	17	5 29.4%	0 0.0%	5 29.4%	0 0.0%	12 70.6%	0 0.0%	0 0.0%	12 70.6%	0 0.0%	0 0.0%	0 0.0%	0 0.0%	0 0.0%
2559	Traffic/Fail to main tain insurance proof	11	0 0.0%	0 0.0%	0 0.0%	0 0.0%	6 54.5%	1 9.1%	0 0.0%	7 63.6%	3 0.0%	0 0.0%	1 9.1%	0 0.0%	4 36.4%
2049	Traffic/Fail to retu rn driver's susp lic	7	1 14.3%	0 0.0%	1 14.3%	0 0.0%	3 42.9%	0 0.0%	0 0.0%	3 42.9%	3 0.0%	0 0.0%	0 0.0%	0 0.0%	3 42.9%
2076	Traffic/Fail to sign registration card	4	0 0.0%	0 0.0%	0 0.0%	0 0.0%	2 50.0%	1 25.0%	0 0.0%	3 75.0%	1 0.0%	0 0.0%	0 0.0%	0 0.0%	1 25.0%
0065	Traffic/Fail to stop for blue lht,1st of	2,278	1,354 59.4%	14 0.6%	1,368 60.1%	5 0.2%	554 24.3%	137 6.0%	1 0.0%	697 30.6%	35 0.0%	38 1.7%	137 6.0%	3 0.1%	213 9.4%
2110	Traffic/Fail to stop veh for blind perso	8	6 75.0%	0 0.0%	6 75.0%	0 0.0%	1 12.5%	0 0.0%	0 0.0%	1 12.5%	0 0.0%	0 0.0%	1 12.5%	0 0.0%	1 12.5%
2398	Traffic/Fail to stop -blue light, death	1	0 0.0%	0 0.0%	0 0.0%	0 0.0%	1 100.0%	0 0.0%	0 0.0%	1 100.0%	0 0.0%	0 0.0%	0 0.0%	0 0.0%	0 0.0%
2397	Traffic/Fail to stop -blue light, injury	1	0 0.0%	0 0.0%	0 0.0%	0 0.0%	0 0.0%	1 100.0%	0 0.0%	1 100.0%	0 0.0%	0 0.0%	0 0.0%	0 0.0%	0 0.0%
2165	Traffic/Fail to surr en lic, reg, 3rd/sub	1	1 100.0%	0 0.0%	1 100.0%	0 0.0%	0 0.0%	0 0.0%	0 0.0%	0 0.0%	0 0.0%	0 0.0%	0 0.0%	0 0.0%	0 0.0%
2164	Traffic/Fail to surr end lic, reg, 1st of	7	0 0.0%	0 0.0%	0 0.0%	0 0.0%	5 71.4%	1 14.3%	0 0.0%	6 85.7%	1 0.0%	0 0.0%	0 0.0%	0 0.0%	1 14.3%

PROGRAM-ID CRM115
 FOR PERIOD 07/01/2003 THRU 06/30/2004
 RUN DATE 07/20/2004

SOUTH CAROLINA COURT ADMINISTRATION
 GENERAL SESSIONS DISPOSITIONS
 BY ALL OFFENSES

PAGE 43

CODE	OFFENSE	DISP INDIT. PERIOD	GUILTY PLEA	TRIAL: GUILTY	TOTAL CONVICT	TRIAL NOT GUILTY	PROS ENDED/ NOL PROS	PTI/ JUD COMMIT	JUD DISM	TOTAL NON- CONVICT	REMAND	DISM AT PRELIM/ NO BILL	FAIL TO APPEAR	OTHER	TOTAL OTHER
2138	Traffic/Fail to use headlight-required	6	0 0.0%	0 0.0%	0 0.0%	0 0.0%	0 0.0%	1 16.7%	0 0.0%	1 16.7%	5 0.0%	0 0.0%	0 0.0%	0 0.0%	5 83.3%
2571	Traffic/Fail to yiel d on left turn	3	1 33.3%	0 0.0%	1 33.3%	0 0.0%	2 66.7%	0 0.0%	0 0.0%	2 66.7%	0 0.0%	0 0.0%	0 0.0%	0 0.0%	0 0.0%
2423	Traffic/Fail-stop fo r school bus, 1st of	7	1 14.3%	0 0.0%	1 14.3%	0 0.0%	3 42.9%	0 0.0%	0 0.0%	3 42.9%	2 0.0%	0 0.0%	1 14.3%	0 0.0%	3 42.9%
2396	Traffic/Fail-stop-bl ue lght,no inj-2nd/s	74	66 89.2%	1 1.4%	67 90.5%	0 0.0%	7 9.5%	0 0.0%	0 0.0%	7 9.5%	0 0.0%	0 0.0%	0 0.0%	0 0.0%	0 0.0%
2426	Traffic/Fail-stop/sc hool bus w/death	3	1 33.3%	0 0.0%	1 33.3%	0 0.0%	1 33.3%	1 33.3%	0 0.0%	2 66.7%	0 0.0%	0 0.0%	0 0.0%	0 0.0%	0 0.0%
2424	Traffic/Fail-stop/sc hool bus, 2nd/sub of	2	1 50.0%	0 0.0%	1 50.0%	0 0.0%	1 50.0%	0 0.0%	0 0.0%	1 50.0%	0 0.0%	0 0.0%	0 0.0%	0 0.0%	0 0.0%
2489	Traffic/Failure to o bey control devices	5	1 20.0%	0 0.0%	1 20.0%	0 0.0%	1 20.0%	0 0.0%	0 0.0%	1 20.0%	2 0.0%	0 0.0%	1 20.0%	0 0.0%	3 60.0%
2513	Traffic/Failure to y ield right-of-way	5	0 0.0%	0 0.0%	0 0.0%	0 0.0%	0 0.0%	0 0.0%	0 0.0%	0 0.0%	4 0.0%	0 0.0%	1 20.0%	0 0.0%	5 100.0%
2174	Traffic/False certif , evid of insur-1st	1	0 0.0%	0 0.0%	0 0.0%	0 0.0%	0 0.0%	0 0.0%	0 0.0%	0 0.0%	1 0.0%	0 0.0%	0 0.0%	0 0.0%	1 100.0%
2510	Traffic/Following ve hicle too closely	2	0 0.0%	0 0.0%	0 0.0%	0 0.0%	1 50.0%	0 0.0%	0 0.0%	1 50.0%	1 0.0%	0 0.0%	0 0.0%	0 0.0%	1 50.0%
2128	Traffic/Gross weight vio, 4251 to 5250 l	1	1 100.0%	0 0.0%	1 100.0%	0 0.0%	0 0.0%	0 0.0%	0 0.0%	0 0.0%	0 0.0%	0 0.0%	0 0.0%	0 0.0%	0 0.0%
2464	Traffic/Hit & run, a tt veh, prop damage	541	265 49.0%	2 0.4%	267 49.4%	0 0.0%	135 25.0%	41 7.6%	0 0.0%	176 32.5%	46 0.0%	12 2.2%	40 7.4%	0 0.0%	98 18.1%
2463	Traffic/Hit & run, w /death	19	10 52.6%	1 5.3%	11 57.9%	0 0.0%	5 26.3%	0 0.0%	1 5.3%	6 31.6%	0 0.0%	0 0.0%	2 10.5%	0 0.0%	2 10.5%
2462	Traffic/Hit & run, w /great injury	42	27 64.3%	1 2.4%	28 66.7%	0 0.0%	8 19.0%	3 7.1%	0 0.0%	11 26.2%	0 0.0%	0 0.0%	3 7.1%	0 0.0%	3 7.1%
2461	Traffic/Hit & run, w /minor injury	178	96 53.9%	3 1.7%	99 55.6%	0 0.0%	61 34.3%	4 2.2%	0 0.0%	65 36.5%	3 0.0%	5 2.8%	6 3.4%	0 0.0%	14 7.9%
2554	Traffic/Improper sta rt of vehicle	3	0 0.0%	0 0.0%	0 0.0%	0 0.0%	2 66.7%	0 0.0%	0 0.0%	2 66.7%	1 0.0%	0 0.0%	0 0.0%	0 0.0%	1 33.3%
2486	Traffic/License plat e other issued	33	2 6.1%	1 3.0%	3 9.1%	0 0.0%	23 69.7%	1 3.0%	0 0.0%	24 72.7%	6 0.0%	0 0.0%	0 0.0%	0 0.0%	6 18.2%
2059	Traffic/License-alte r, sale fictitious	16	1 6.2%	0 0.0%	1 6.2%	0 0.0%	2 12.5%	4 25.0%	0 0.0%	6 37.5%	2 0.0%	7 43.8%	0 0.0%	0 0.0%	9 56.2%

PROGRAM-ID CRM115
 FOR PERIOD 07/01/2003 THRU 06/30/2004
 RUN DATE 07/20/2004

SOUTH CAROLINA COURT ADMINISTRATION
 GENERAL SESSIONS DISPOSITIONS
 BY ALL OFFENSES

PAGE 44

CODE	OFFENSE	DISP INDIT. PERIOD	GUILTY PLEA	TRIAL: GUILTY	TOTAL CONVICT	TRIAL NOT GUILTY	PROS ENDED/ NOL PROS	PTI/ JUD COMMIT	JUD DISM	TOTAL NON- CONVICT	REMAND	DISM AT PRELIM/ NO BILL	FAIL TO APPEAR	OTHER	TOTAL OTHER
2073	Traffic/Oper veh w/d elinquent reg/licens	2	0 0.0%	0 0.0%	0 0.0%	0 0.0%	2 100.0%	0 0.0%	0 0.0%	2 100.0%	0 0.0%	0 0.0%	0 0.0%	0 0.0%	0 0.0%
2140	Traffic/Oper veh, no t int for night use	2	0 0.0%	0 0.0%	0 0.0%	0 0.0%	2 100.0%	0 0.0%	0 0.0%	2 100.0%	0 0.0%	0 0.0%	0 0.0%	0 0.0%	0 0.0%
2579	Traffic/Operate unsa fe vehicle	7	0 0.0%	0 0.0%	0 0.0%	0 0.0%	6 85.7%	0 0.0%	0 0.0%	6 85.7%	1 0.0%	0 0.0%	0 0.0%	0 0.0%	1 14.3%
2047	Traffic/Operate veh in vio-restrict lic	2	0 0.0%	0 0.0%	0 0.0%	0 0.0%	2 100.0%	0 0.0%	0 0.0%	2 100.0%	0 0.0%	0 0.0%	0 0.0%	0 0.0%	0 0.0%
2070	Traffic/Operate veh w/fraud reg/license	2	0 0.0%	0 0.0%	0 0.0%	0 0.0%	1 50.0%	0 0.0%	0 0.0%	1 50.0%	0 0.0%	0 0.0%	1 50.0%	0 0.0%	1 50.0%
2485	Traffic/Operate veh w/o reg/license	33	1 3.0%	0 0.0%	1 3.0%	0 0.0%	21 63.6%	2 6.1%	0 0.0%	23 69.7%	5 0.0%	1 3.0%	3 9.1%	0 0.0%	9 27.3%
2075	Traffic/Operate vehi cle w/miss lic plate	13	1 7.7%	0 0.0%	1 7.7%	0 0.0%	9 69.2%	1 7.7%	0 0.0%	10 76.9%	2 0.0%	0 0.0%	0 0.0%	0 0.0%	2 15.4%
2512	Traffic/Operation of unsafe vehicle	8	0 0.0%	0 0.0%	0 0.0%	0 0.0%	7 87.5%	0 0.0%	0 0.0%	7 87.5%	1 0.0%	0 0.0%	0 0.0%	0 0.0%	1 12.5%
2108	Traffic/Pedest on cn trlled access hi-way	1	0 0.0%	0 0.0%	0 0.0%	0 0.0%	1 100.0%	0 0.0%	0 0.0%	1 100.0%	0 0.0%	0 0.0%	0 0.0%	0 0.0%	0 0.0%
0130	Traffic/Racing on pu blic road	49	8 16.3%	0 0.0%	8 16.3%	1 2.0%	20 40.8%	10 20.4%	0 0.0%	31 63.3%	6 0.0%	4 8.2%	0 0.0%	0 0.0%	10 20.4%
0657	Traffic/Reckless Dri ving	146	94 64.4%	1 0.7%	95 65.1%	0 0.0%	29 19.9%	5 3.4%	0 0.0%	34 23.3%	13 0.0%	0 0.0%	4 2.7%	0 0.0%	17 11.6%
2077	Traffic/Registration card, etc-alteratio	1	0 0.0%	0 0.0%	0 0.0%	0 0.0%	1 100.0%	0 0.0%	0 0.0%	1 100.0%	0 0.0%	0 0.0%	0 0.0%	0 0.0%	0 0.0%
2096	Traffic/Rtrd-US Arm Force lic plate vio	1	0 0.0%	0 0.0%	0 0.0%	0 0.0%	1 100.0%	0 0.0%	0 0.0%	1 100.0%	0 0.0%	0 0.0%	0 0.0%	0 0.0%	0 0.0%
2155	Traffic/Seat belt Ar ticle violation	62	2 3.2%	0 0.0%	2 3.2%	0 0.0%	47 75.8%	0 0.0%	0 0.0%	47 75.8%	13 0.0%	0 0.0%	0 0.0%	0 0.0%	13 21.0%
2886	Traffic/Seatbelt vio l.	6	0 0.0%	0 0.0%	0 0.0%	0 0.0%	4 66.7%	1 16.7%	0 0.0%	5 83.3%	1 0.0%	0 0.0%	0 0.0%	0 0.0%	1 16.7%
2885	Traffic/Seatbelt vio l. - Child	2	0 0.0%	0 0.0%	0 0.0%	0 0.0%	2 100.0%	0 0.0%	0 0.0%	2 100.0%	0 0.0%	0 0.0%	0 0.0%	0 0.0%	0 0.0%
2134	Traffic/Sheet tobacc o truck permit viol	1	1 100.0%	0 0.0%	1 100.0%	0 0.0%	0 0.0%	0 0.0%	0 0.0%	0 0.0%	0 0.0%	0 0.0%	0 0.0%	0 0.0%	0 0.0%
2100	Traffic/Speeding, 10 mph/less over limit	17	1 5.9%	0 0.0%	1 5.9%	0 0.0%	13 76.5%	0 0.0%	0 0.0%	13 76.5%	2 0.0%	0 0.0%	1 5.9%	0 0.0%	3 17.6%

PROGRAM-ID CRM115
 FOR PERIOD 07/01/2003 THRU 06/30/2004
 RUN DATE 07/20/2004

SOUTH CAROLINA COURT ADMINISTRATION
 GENERAL SESSIONS DISPOSITIONS
 BY ALL OFFENSES

PAGE 45

CODE	OFFENSE	DISP INDIT. PERIOD	GUILTY PLEA	TRIAL: GUILTY	TOTAL CONVICT	TRIAL NOT GUILTY	PROS ENDED/ NOL PROS	PTI/ JUD COMMIT	JUD DISM	TOTAL NON- CONVICT	REMAND	DISM AT PRELIM/ NO BILL	FAIL TO APPEAR	OTHER	TOTAL OTHER
2103	Traffic/Speeding, > 25 mph over limit	7	3 42.9%	0 0.0%	3 42.9%	0 0.0%	2 28.6%	0 0.0%	0 0.0%	2 28.6%	2 0.0%	0 0.0%	0 0.0%	0 0.0%	2 28.6%
2101	Traffic/Speeding, >1 0 to 15 mph over lim	12	1 8.3%	0 0.0%	1 8.3%	0 0.0%	6 50.0%	0 0.0%	0 0.0%	6 50.0%	5 0.0%	0 0.0%	0 0.0%	0 0.0%	5 41.7%
2102	Traffic/Speeding, >1 5 to 25 mph over lim	11	1 9.1%	0 0.0%	1 9.1%	0 0.0%	7 63.6%	0 0.0%	0 0.0%	7 63.6%	3 0.0%	0 0.0%	0 0.0%	0 0.0%	3 27.3%
2798	Traffic/Striking fixtures-failure to rep	2	1 50.0%	0 0.0%	1 50.0%	0 0.0%	1 50.0%	0 0.0%	0 0.0%	1 50.0%	0 0.0%	0 0.0%	0 0.0%	0 0.0%	0 0.0%
2153	Traffic/Uniform traf fic law Chapter	5	0 0.0%	0 0.0%	0 0.0%	0 0.0%	3 60.0%	0 0.0%	0 0.0%	3 60.0%	2 0.0%	0 0.0%	0 0.0%	0 0.0%	2 40.0%
2560	Traffic/Uninsured ve hicle fee violation	14	7 50.0%	0 0.0%	7 50.0%	0 0.0%	0 0.0%	0 0.0%	0 0.0%	0 0.0%	5 0.0%	0 0.0%	2 14.3%	0 0.0%	7 50.0%
2514	Traffic/Unlawful cha nging of lanes	1	0 0.0%	0 0.0%	0 0.0%	0 0.0%	0 0.0%	0 0.0%	0 0.0%	0 0.0%	0 0.0%	0 0.0%	1 100.0%	0 0.0%	1 100.0%
2508	Traffic/Unlawful tur ning	2	0 0.0%	0 0.0%	0 0.0%	0 0.0%	0 0.0%	0 0.0%	0 0.0%	0 0.0%	2 0.0%	0 0.0%	0 0.0%	0 0.0%	2 100.0%
2060	Traffic/Use another' s/alter lic, id card	4	1 25.0%	0 0.0%	1 25.0%	0 0.0%	2 50.0%	0 0.0%	0 0.0%	2 50.0%	1 0.0%	0 0.0%	0 0.0%	0 0.0%	1 25.0%
2057	Traffic/Use lic, fra ud applic-2nd/sub of	2	1 50.0%	0 0.0%	1 50.0%	0 0.0%	1 50.0%	0 0.0%	0 0.0%	1 50.0%	0 0.0%	0 0.0%	0 0.0%	0 0.0%	0 0.0%
2058	Traffic/Use license, fraud applic-1st of	15	0 0.0%	0 0.0%	0 0.0%	0 0.0%	7 46.7%	1 6.7%	0 0.0%	8 53.3%	6 0.0%	0 0.0%	1 6.7%	0 0.0%	7 46.7%
2090	Traffic/Vehicle regi st/lic Chapter viol	2	0 0.0%	0 0.0%	0 0.0%	0 0.0%	2 100.0%	0 0.0%	0 0.0%	2 100.0%	0 0.0%	0 0.0%	0 0.0%	0 0.0%	0 0.0%
2578	Traffic/Vehicular ti re violation	6	0 0.0%	0 0.0%	0 0.0%	0 0.0%	4 66.7%	0 0.0%	0 0.0%	4 66.7%	2 0.0%	0 0.0%	0 0.0%	0 0.0%	2 33.3%
2141	Traffic/Window tint, etc , vio, profess	1	0 0.0%	0 0.0%	0 0.0%	0 0.0%	1 100.0%	0 0.0%	0 0.0%	1 100.0%	0 0.0%	0 0.0%	0 0.0%	0 0.0%	0 0.0%
2143	Traffic/Window tint, oper vehicle reg vi	4	0 0.0%	0 0.0%	0 0.0%	0 0.0%	3 75.0%	0 0.0%	0 0.0%	3 75.0%	1 0.0%	0 0.0%	0 0.0%	0 0.0%	1 25.0%
2912	Trafficking in MDMA, >100 units, <500 un	7	4 57.1%	0 0.0%	4 57.1%	0 0.0%	1 14.3%	0 0.0%	0 0.0%	1 14.3%	2 0.0%	0 0.0%	0 0.0%	0 0.0%	2 28.6%
2320	Trespassing/Enter pa sture/land aft notic	8	5 62.5%	0 0.0%	5 62.5%	0 0.0%	2 25.0%	0 0.0%	0 0.0%	2 25.0%	1 0.0%	0 0.0%	0 0.0%	0 0.0%	1 12.5%
1167	Trespassing/Enter pr emises after warning	112	56 50.0%	0 0.0%	56 50.0%	0 0.0%	35 31.2%	4 3.6%	2 1.8%	41 36.6%	10 0.0%	0 0.0%	5 4.5%	0 0.0%	15 13.4%

PROGRAM-ID CRM115
 FOR PERIOD 07/01/2003 THRU 06/30/2004
 RUN DATE 07/20/2004

SOUTH CAROLINA COURT ADMINISTRATION
 GENERAL SESSIONS DISPOSITIONS
 BY ALL OFFENSES

PAGE 46

CODE	OFFENSE	DISP INDIT. PERIOD	GUILTY PLEA	TRIAL: GUILTY	TOTAL CONVICT	TRIAL NOT GUILTY	PROS ENDED/ NOL PROS	PTI/ JUD COMMIT	JUD DISM	TOTAL NON- CONVICT	REMAND	DISM AT PRELIM/ NO BILL	FAIL TO APPEAR	OTHER	TOTAL OTHER
1169	Trespassing/Entry in to enclosed places	56	29 51.8%	0 0.0%	29 51.8%	0 0.0%	20 35.7%	3 5.4%	0 0.0%	23 41.1%	3 0.0%	0 0.0%	1 1.8%	0 0.0%	4 7.1%
0652	Trespassing/Entry land, w/o perm-1st off	37	32 86.5%	0 0.0%	32 86.5%	0 0.0%	5 13.5%	0 0.0%	0 0.0%	5 13.5%	0 0.0%	0 0.0%	0 0.0%	0 0.0%	0 0.0%
2665	Urine/Adulterate bodily fluid sam. to de	2	0 0.0%	0 0.0%	0 0.0%	0 0.0%	2 100.0%	0 0.0%	0 0.0%	2 100.0%	0 0.0%	0 0.0%	0 0.0%	0 0.0%	0 0.0%
2663	Urine/Advertise sub to defeat drug test	2	1 50.0%	0 0.0%	1 50.0%	0 0.0%	0 0.0%	1 50.0%	0 0.0%	1 50.0%	0 0.0%	0 0.0%	0 0.0%	0 0.0%	0 0.0%
2667	Urine/Poss adul intend to def drug test	6	0 0.0%	0 0.0%	0 0.0%	0 0.0%	3 50.0%	1 16.7%	0 0.0%	4 66.7%	0 0.0%	2 33.3%	0 0.0%	0 0.0%	2 33.3%
2654	Urine/Sell give dist market to def drug	1	0 0.0%	0 0.0%	0 0.0%	0 0.0%	0 0.0%	0 0.0%	1 100.0%	1 100.0%	0 0.0%	0 0.0%	0 0.0%	0 0.0%	0 0.0%
0029	Utilities/Avoid or attempt pay for telec	25	11 44.0%	0 0.0%	11 44.0%	1 4.0%	12 48.0%	1 4.0%	0 0.0%	14 56.0%	0 0.0%	0 0.0%	0 0.0%	0 0.0%	0 0.0%
0728	Utilities/Bypass utility meter-2nd/sub o	3	1 33.3%	0 0.0%	1 33.3%	0 0.0%	0 0.0%	0 0.0%	0 0.0%	0 0.0%	2 0.0%	0 0.0%	0 0.0%	0 0.0%	2 66.7%
1197	Utilities/Bypass utility meters-1st off	1	1 100.0%	0 0.0%	1 100.0%	0 0.0%	0 0.0%	0 0.0%	0 0.0%	0 0.0%	0 0.0%	0 0.0%	0 0.0%	0 0.0%	0 0.0%
0730	Utilities/Device, plans, etc-avoid pay	3	1 33.3%	0 0.0%	1 33.3%	0 0.0%	2 66.7%	0 0.0%	0 0.0%	2 66.7%	0 0.0%	0 0.0%	0 0.0%	0 0.0%	0 0.0%
0111	Utilities/Injury to teleph., telgrph, el	28	24 85.7%	0 0.0%	24 85.7%	0 0.0%	4 14.3%	0 0.0%	0 0.0%	4 14.3%	0 0.0%	0 0.0%	0 0.0%	0 0.0%	0 0.0%
2330	Utilities/Theft of cable serv-1st off	1	0 0.0%	0 0.0%	0 0.0%	0 0.0%	1 100.0%	0 0.0%	0 0.0%	1 100.0%	0 0.0%	0 0.0%	0 0.0%	0 0.0%	0 0.0%
1196	Utilities/Theft of electric current - 1s	6	2 33.3%	0 0.0%	2 33.3%	0 0.0%	2 33.3%	0 0.0%	0 0.0%	2 33.3%	2 0.0%	0 0.0%	0 0.0%	0 0.0%	2 33.3%
0655	Vehicle/Damage or tamper w/vehicle	43	27 62.8%	0 0.0%	27 62.8%	0 0.0%	5 11.6%	0 0.0%	0 0.0%	5 11.6%	11 0.0%	0 0.0%	0 0.0%	0 0.0%	11 25.6%
0536	Vehicle/Engine, remove, falsifying VIN	2	0 0.0%	0 0.0%	0 0.0%	0 0.0%	1 50.0%	0 0.0%	0 0.0%	1 50.0%	0 0.0%	1 50.0%	0 0.0%	0 0.0%	1 50.0%
0645	Vehicle/False report of stolen vehicle	2	1 50.0%	0 0.0%	1 50.0%	0 0.0%	0 0.0%	0 0.0%	0 0.0%	0 0.0%	1 0.0%	0 0.0%	0 0.0%	0 0.0%	1 50.0%
1239	Vehicle/Lic plate, remove/conc owner id	2	0 0.0%	0 0.0%	0 0.0%	0 0.0%	1 50.0%	0 0.0%	0 0.0%	1 50.0%	1 0.0%	0 0.0%	0 0.0%	0 0.0%	1 50.0%
0430	Vehicle/Poss, sell, disp;stolen, \$5000/m	660	271 41.1%	0 0.0%	271 41.1%	0 0.0%	268 40.6%	16 2.4%	1 0.2%	285 43.2%	14 0.0%	47 7.1%	43 6.5%	0 0.0%	104 15.8%

PROGRAM-ID CRM115
 FOR PERIOD 07/01/2003 THRU 06/30/2004
 RUN DATE 07/20/2004

SOUTH CAROLINA COURT ADMINISTRATION
 GENERAL SESSIONS DISPOSITIONS
 BY ALL OFFENSES

PAGE 47

CODE	OFFENSE	DISP INDIT. PERIOD	GUILTY PLEA	TRIAL: GUILTY	TOTAL CONVICT	TRIAL NOT GUILTY	PROS ENDED/ NOL PROS	PTI/ JUD COMMIT	JUD DISM	TOTAL NON- CONVICT	REMAND	DISM AT PRELIM/ NO BILL	FAIL TO APPEAR	OTHER	TOTAL OTHER
0537	Vehicle/Receive, sel l w/falsified VIN #	1	0 0.0%	0 0.0%	0 0.0%	0 0.0%	1 100.0%	0 0.0%	0 0.0%	1 100.0%	0 0.0%	0 0.0%	0 0.0%	0 0.0%	0 0.0%
1237	Vehicle/Remove or fa lsify of VIN number	6	1 16.7%	0 0.0%	1 16.7%	0 0.0%	4 66.7%	0 0.0%	0 0.0%	4 66.7%	1 0.0%	0 0.0%	0 0.0%	0 0.0%	1 16.7%
1241	Vehicle/Stolen-poss, etc, \$1000/less	111	44 39.6%	0 0.0%	44 39.6%	0 0.0%	48 43.2%	3 2.7%	1 0.9%	52 46.8%	3 0.0%	4 3.6%	8 7.2%	0 0.0%	15 13.5%
0538	Vehicle/Stolen-poss, etc,>\$1000 < \$5000	525	283 53.9%	0 0.0%	283 53.9%	0 0.0%	169 32.2%	11 2.1%	0 0.0%	180 34.3%	16 0.0%	18 3.4%	26 5.0%	2 0.4%	62 11.8%
1235	Vehicle/Title, fail to deliver-highw dep	2	1 50.0%	0 0.0%	1 50.0%	0 0.0%	0 0.0%	0 0.0%	0 0.0%	0 0.0%	1 0.0%	0 0.0%	0 0.0%	0 0.0%	1 50.0%
0535	Vehicle/Title, lic p late-alter, forge, e	9	0 0.0%	0 0.0%	0 0.0%	0 0.0%	5 55.6%	0 0.0%	0 0.0%	5 55.6%	1 0.0%	0 0.0%	3 33.3%	0 0.0%	4 44.4%
0222	Vehicle/Use of vehic le w/out permission	425	236 55.5%	0 0.0%	236 55.5%	0 0.0%	150 35.3%	2 0.5%	1 0.2%	153 36.0%	3 0.0%	13 3.1%	19 4.5%	1 0.2%	36 8.5%
0756	Vehicle/Usew/o perm w/int to deprive	372	194 52.2%	0 0.0%	194 52.2%	1 0.3%	133 35.8%	9 2.4%	0 0.0%	143 38.4%	5 0.0%	16 4.3%	13 3.5%	1 0.3%	35 9.4%
0350	Voting/Remove or all ow ballot to be seen	1	1 100.0%	0 0.0%	1 100.0%	0 0.0%	0 0.0%	0 0.0%	0 0.0%	0 0.0%	0 0.0%	0 0.0%	0 0.0%	0 0.0%	0 0.0%
0589	Voting/Tampering w/v oting machine	2	0 0.0%	0 0.0%	0 0.0%	0 0.0%	1 50.0%	0 0.0%	0 0.0%	1 50.0%	0 0.0%	0 0.0%	1 50.0%	0 0.0%	1 50.0%
0361	Voting/Threaten, int imidate, abuse voter	1	1 100.0%	0 0.0%	1 100.0%	0 0.0%	0 0.0%	0 0.0%	0 0.0%	0 0.0%	0 0.0%	0 0.0%	0 0.0%	0 0.0%	0 0.0%
0362	Voting/Unlawful dist campaign literature	1	1 100.0%	0 0.0%	1 100.0%	0 0.0%	0 0.0%	0 0.0%	0 0.0%	0 0.0%	0 0.0%	0 0.0%	0 0.0%	0 0.0%	0 0.0%
0302	Waste/Hazardous Wast e Mgmt Act-1st off	2	1 50.0%	0 0.0%	1 50.0%	0 0.0%	1 50.0%	0 0.0%	0 0.0%	1 50.0%	0 0.0%	0 0.0%	0 0.0%	0 0.0%	0 0.0%
0897	Waste/Solid Waste Ac t, viol-1st off	13	5 38.5%	0 0.0%	5 38.5%	0 0.0%	0 0.0%	6 46.2%	0 0.0%	6 46.2%	0 0.0%	2 15.4%	0 0.0%	0 0.0%	2 15.4%
0898	Waste/Solid Waste Ac t, viol-2nd/sub off	1	0 0.0%	0 0.0%	0 0.0%	0 0.0%	0 0.0%	1 100.0%	0 0.0%	1 100.0%	0 0.0%	0 0.0%	0 0.0%	0 0.0%	0 0.0%
1081	Water/Damage, poll, obt from Mitford dis	2	2 100.0%	0 0.0%	2 100.0%	0 0.0%	0 0.0%	0 0.0%	0 0.0%	0 0.0%	0 0.0%	0 0.0%	0 0.0%	0 0.0%	0 0.0%
2698	Watercraft/Operator fails to render assi	1	0 0.0%	0 0.0%	0 0.0%	0 0.0%	0 0.0%	0 0.0%	0 0.0%	0 0.0%	1 0.0%	0 0.0%	0 0.0%	0 0.0%	1 100.0%
2701	Watercraft/Operator fails to render assi	1	1 100.0%	0 0.0%	1 100.0%	0 0.0%	0 0.0%	0 0.0%	0 0.0%	0 0.0%	0 0.0%	0 0.0%	0 0.0%	0 0.0%	0 0.0%

CODE	OFFENSE	DISP INDIT. PERIOD	GUILTY PLEA	TRIAL: GUILTY	TOTAL CONVICT	TRIAL NOT GUILTY	PROS ENDED/ NOL PROS	PTI/ JUD COMMIT	JUD DISM	TOTAL NON- CONVICT	REMAND	DISM AT PRELIM/ NO BILL	FAIL TO APPEAR	OTHER	TOTAL OTHER
2684	Watercraft/Reckless operat of water devi	1	0 0.0%	0 0.0%	0 0.0%	0 0.0%	0 0.0%	0 0.0%	0 0.0%	0 0.0%	1 0.0%	0 0.0%	0 0.0%	0 0.0%	1 100.0%
2907	Weapon/Discharge fir earm occup vehicle e	4	1 25.0%	0 0.0%	1 25.0%	0 0.0%	1 25.0%	0 0.0%	0 0.0%	1 25.0%	2 0.0%	0 0.0%	0 0.0%	0 0.0%	2 50.0%
0122	Weapons / Point & pr es firearms at perso	940	241 25.6%	9 1.0%	250 26.6%	12 1.3%	522 55.5%	49 5.2%	5 0.5%	588 62.6%	17 0.0%	62 6.6%	21 2.2%	2 0.2%	102 10.9%
0346	Weapons/ Manufacture or poss Firebombs	3	1 33.3%	0 0.0%	1 33.3%	0 0.0%	1 33.3%	0 0.0%	0 0.0%	1 33.3%	1 0.0%	0 0.0%	0 0.0%	0 0.0%	1 33.3%
0552	Weapons/ poss-machin e -saw off -rifles-e	3	0 0.0%	0 0.0%	0 0.0%	0 0.0%	2 66.7%	0 0.0%	0 0.0%	2 66.7%	1 0.0%	0 0.0%	0 0.0%	0 0.0%	1 33.3%
0202	Weapons/Add penalty/ where alcohol sold	36	12 33.3%	0 0.0%	12 33.3%	0 0.0%	17 47.2%	3 8.3%	0 0.0%	20 55.6%	1 0.0%	0 0.0%	3 8.3%	0 0.0%	4 11.1%
0010	Weapons/Assault w/co ncealed weapon	18	2 11.1%	0 0.0%	2 11.1%	0 0.0%	9 50.0%	0 0.0%	0 0.0%	9 50.0%	3 0.0%	4 22.2%	0 0.0%	0 0.0%	7 38.9%
0043	Weapons/Carry concea l weapon, not pistol	104	27 26.0%	0 0.0%	27 26.0%	0 0.0%	56 53.8%	6 5.8%	0 0.0%	62 59.6%	5 0.0%	3 2.9%	7 6.7%	0 0.0%	15 14.4%
2505	Weapons/Carry in res tricted places	1	0 0.0%	0 0.0%	0 0.0%	0 0.0%	0 0.0%	1 100.0%	0 0.0%	1 100.0%	0 0.0%	0 0.0%	0 0.0%	0 0.0%	0 0.0%
0300	Weapons/Carry or dis play in public bldg	11	0 0.0%	0 0.0%	0 0.0%	0 0.0%	8 72.7%	1 9.1%	0 0.0%	9 81.8%	0 0.0%	2 18.2%	0 0.0%	0 0.0%	2 18.2%
0615	Weapons/Carrying on school property	99	27 27.3%	0 0.0%	27 27.3%	0 0.0%	24 24.2%	35 35.4%	0 0.0%	59 59.6%	3 0.0%	7 7.1%	3 3.0%	0 0.0%	13 13.1%
0052	Weapons/Discharging firearms into dwelli	158	43 27.2%	0 0.0%	43 27.2%	1 0.6%	85 53.8%	5 3.2%	0 0.0%	91 57.6%	6 0.0%	15 9.5%	3 1.9%	0 0.0%	24 15.2%
0311	Weapons/False inform on license applicat	6	1 16.7%	0 0.0%	1 16.7%	0 0.0%	5 83.3%	0 0.0%	0 0.0%	5 83.3%	0 0.0%	0 0.0%	0 0.0%	0 0.0%	0 0.0%
0335	Weapons/Illegal poss of teargas	1	0 0.0%	0 0.0%	0 0.0%	0 0.0%	1 100.0%	0 0.0%	0 0.0%	1 100.0%	0 0.0%	0 0.0%	0 0.0%	0 0.0%	0 0.0%
0543	Weapons/Penalties, v iol-- pistols	5	2 40.0%	0 0.0%	2 40.0%	0 0.0%	3 60.0%	0 0.0%	0 0.0%	3 60.0%	0 0.0%	0 0.0%	0 0.0%	0 0.0%	0 0.0%
0339	Weapons/Place loaded trap/spring gun, et	1	0 0.0%	0 0.0%	0 0.0%	0 0.0%	0 0.0%	0 0.0%	0 0.0%	0 0.0%	1 0.0%	0 0.0%	0 0.0%	0 0.0%	1 100.0%
0549	Weapons/Pos dur vlcr m if not sen 2 Lw/oP	659	90 13.7%	25 3.8%	115 17.5%	14 2.1%	481 73.0%	3 0.5%	4 0.6%	502 76.2%	12 0.0%	18 2.7%	11 1.7%	1 0.2%	42 6.4%
2364	Weapons/Sale/deliv/p ossess-stolen pistol	1,197	351 29.3%	2 0.2%	353 29.5%	3 0.3%	668 55.8%	50 4.2%	1 0.1%	722 60.3%	16 0.0%	47 3.9%	58 4.8%	1 0.1%	122 10.2%

PROGRAM-ID CRM115
 FOR PERIOD 07/01/2003 THRU 06/30/2004
 RUN DATE 07/20/2004

SOUTH CAROLINA COURT ADMINISTRATION
 GENERAL SESSIONS DISPOSITIONS
 BY ALL OFFENSES

PAGE 49

CODE	OFFENSE	DISP INDIT. PERIOD	GUILTY PLEA	TRIAL: GUILTY	TOTAL CONVICT	TRIAL NOT GUILTY	PROS ENDED/ NOL PROS	PTI/ JUD COMMIT	JUD DISM	TOTAL NON- CONVICT	REMAND	DISM AT PRELIM/ NO BILL	FAIL TO APPEAR	OTHER	TOTAL OTHER
0315	Weapons/Unlaw store/ poss machine gun, et	87	38 43.7%	0 0.0%	38 43.7%	0 0.0%	29 33.3%	5 5.7%	0 0.0%	34 39.1%	5 0.0%	10 11.5%	0 0.0%	0 0.0%	15 17.2%
0314	Weapons/Unlaw transp ort-machine gun, etc	9	2 22.2%	0 0.0%	2 22.2%	0 0.0%	6 66.7%	0 0.0%	0 0.0%	6 66.7%	0 0.0%	1 11.1%	0 0.0%	0 0.0%	1 11.1%
0044	Weapons/Unlawful car rying of pistol	2,029	961 47.4%	4 0.2%	965 47.6%	4 0.2%	714 35.2%	161 7.9%	0 0.0%	879 43.3%	34 0.0%	52 2.6%	98 4.8%	1 0.0%	185 9.1%
2506	Weapons/Use under in fluence alcohol/drug	24	10 41.7%	0 0.0%	10 41.7%	0 0.0%	7 29.2%	1 4.2%	0 0.0%	8 33.3%	3 0.0%	1 4.2%	2 8.3%	0 0.0%	6 25.0%
2457	Wildlife/Alter hunti ng or fishing licens	1	0 0.0%	0 0.0%	0 0.0%	0 0.0%	1 100.0%	0 0.0%	0 0.0%	1 100.0%	0 0.0%	0 0.0%	0 0.0%	0 0.0%	0 0.0%
0943	Wildlife/Amer alliga tor-vio 50-15-0030	1	0 0.0%	0 0.0%	0 0.0%	0 0.0%	1 100.0%	0 0.0%	0 0.0%	1 100.0%	0 0.0%	0 0.0%	0 0.0%	0 0.0%	0 0.0%
1785	Wildlife/Artif light , w/ammo/gun-1st off	5	5 100.0%	0 0.0%	5 100.0%	0 0.0%	0 0.0%	0 0.0%	0 0.0%	0 0.0%	0 0.0%	0 0.0%	0 0.0%	0 0.0%	0 0.0%
1723	Wildlife/Conspire to vio 2+ Title 50	2	0 0.0%	0 0.0%	0 0.0%	0 0.0%	2 100.0%	0 0.0%	0 0.0%	2 100.0%	0 0.0%	0 0.0%	0 0.0%	0 0.0%	0 0.0%
2859	Wildlife/Edgefield S ladelake bass violat	1	1 100.0%	0 0.0%	1 100.0%	0 0.0%	0 0.0%	0 0.0%	0 0.0%	0 0.0%	0 0.0%	0 0.0%	0 0.0%	0 0.0%	0 0.0%
0941	Wildlife/Endangered- take, possess, etc	1	1 100.0%	0 0.0%	1 100.0%	0 0.0%	0 0.0%	0 0.0%	0 0.0%	0 0.0%	0 0.0%	0 0.0%	0 0.0%	0 0.0%	0 0.0%
1753	Wildlife/Fed Migrato ry Bird Act,viol-gen	4	0 0.0%	0 0.0%	0 0.0%	0 0.0%	0 0.0%	0 0.0%	0 0.0%	0 0.0%	4 0.0%	0 0.0%	0 0.0%	0 0.0%	4 100.0%
1712	Wildlife/Hunt,etc-on land-w/o consent-3r	1	1 100.0%	0 0.0%	1 100.0%	0 0.0%	0 0.0%	0 0.0%	0 0.0%	0 0.0%	0 0.0%	0 0.0%	0 0.0%	0 0.0%	0 0.0%
1797	Wildlife/Hunt-trespa s\wildlife sanctuary	1	0 0.0%	0 0.0%	0 0.0%	0 0.0%	1 100.0%	0 0.0%	0 0.0%	1 100.0%	0 0.0%	0 0.0%	0 0.0%	0 0.0%	0 0.0%
2454	Wildlife/Hunting, fi shing w/o license	1	0 0.0%	0 0.0%	0 0.0%	0 0.0%	0 0.0%	0 0.0%	0 0.0%	0 0.0%	1 0.0%	0 0.0%	0 0.0%	0 0.0%	1 100.0%
0933	Wildlife/Hunting-fis hing w/susp license	3	0 0.0%	0 0.0%	0 0.0%	0 0.0%	2 66.7%	0 0.0%	0 0.0%	2 66.7%	1 0.0%	0 0.0%	0 0.0%	0 0.0%	1 33.3%
0934	Wildlife/Illegal tak ing-bears\bear parts	1	0 0.0%	0 0.0%	0 0.0%	0 0.0%	0 0.0%	1 100.0%	0 0.0%	1 100.0%	0 0.0%	0 0.0%	0 0.0%	0 0.0%	0 0.0%
1790	Wildlife/Kill,etc-mi gratory bird -or sal	1	0 0.0%	0 0.0%	0 0.0%	0 0.0%	0 0.0%	0 0.0%	0 0.0%	0 0.0%	0 0.0%	0 0.0%	1 100.0%	0 0.0%	1 100.0%
2674	Wildlife/Lake Murray waterfowl hunt viol	1	1 100.0%	0 0.0%	1 100.0%	0 0.0%	0 0.0%	0 0.0%	0 0.0%	0 0.0%	0 0.0%	0 0.0%	0 0.0%	0 0.0%	0 0.0%

PROGRAM-ID CRM115
 FOR PERIOD 07/01/2003 THRU 06/30/2004
 RUN DATE 07/20/2004

SOUTH CAROLINA COURT ADMINISTRATION
 GENERAL SESSIONS DISPOSITIONS
 BY ALL OFFENSES

PAGE 50

CODE	OFFENSE	DISP INDIT. PERIOD	GUILTY PLEA	TRIAL: GUILTY	TOTAL CONVICT	TRIAL NOT GUILTY	PROS ENDED/ NOL	PTI/ JUD COMMIT	JUD DISM	TOTAL NON- CONVICT	REMAND	DISM AT PRELIM/ NO BILL	FAIL TO APPEAR	OTHER	TOTAL OTHER
0196	Wildlife/Night hunting deer/bear-1st off	10	10 100.0%	0 0.0%	10 100.0%	0 0.0%	0 0.0%	0 0.0%	0 0.0%	0 0.0%	0 0.0%	0 0.0%	0 0.0%	0 0.0%	0 0.0%
0197	Wildlife/Night hunting deer/bear-2nd off	1	0 0.0%	0 0.0%	0 0.0%	0 0.0%	1 100.0%	0 0.0%	0 0.0%	1 100.0%	0 0.0%	0 0.0%	0 0.0%	0 0.0%	0 0.0%
0193	Wildlife/Night hunting-1st off	43	25 58.1%	0 0.0%	25 58.1%	1 2.3%	8 18.6%	1 2.3%	0 0.0%	10 23.3%	6 0.0%	2 4.7%	0 0.0%	0 0.0%	8 18.6%
1855	Wildlife/Nongame-Take, possess, etc	3	1 33.3%	0 0.0%	1 33.3%	0 0.0%	0 0.0%	1 33.3%	0 0.0%	1 33.3%	1 0.0%	0 0.0%	0 0.0%	0 0.0%	1 33.3%
1761	Wildlife/Trapping rabbits unlawfully	1	1 100.0%	0 0.0%	1 100.0%	0 0.0%	0 0.0%	0 0.0%	0 0.0%	0 0.0%	0 0.0%	0 0.0%	0 0.0%	0 0.0%	0 0.0%
** OFFENSE TOTALS **		106631	46116 43.25%	599 0.6%	46715 43.8%	321 0.3%	42342 39.7%	5827 5.5%	165 0.2%	48655 45.6%	4085 3.8%	2481 2.3%	4259 4.0%	436 0.4%	11261 10.6%