



# Colleton County First Steps Partnership *Fiscal Year 2008 Annual Report*

**Board Chair:**

Lelia Williams

**Executive Director:**

Mary T. Jones

**Contact Information:**

120 Smith Street  
Walterboro, SC 29488

**Phone:** (843) 542-9494

**Fax:** (843) 542-9494

**E-mail:**

mjjones@scfirststeps.org

---

Total children in county under  
age 6: 3,242

Children under age 6 living in  
poverty: 30%

---

## Colleton County Highlights

- 35% of parents in Parents As Tea hears enrolled in school to finish their education
- “I see that my son is talking a lot more when Mrs. Hamilton comes and goes. Thank you so much!”  
–Irish Smalls,  
CountDown to Kindergarten

## EXECUTIVE DIRECTOR’S MESSAGE

I am very excited to have in our PAT Program one of the parents whom we have been helping to get her son on the right track. Our PAT referred him to Baby Net.

He was able to get in the School District 3 year old half day Program and is getting help with his speech because he has a delay in speech. We have used various books, activities, and games with him is talking is main or issue.

We are proud of his mother who has worked hard to get him help where needed, stay in school, and worked. My hats are off too the mother whom has done well with her son.

Mary T. Jones  
Executive Director  
**Colleton First Steps**

## **First Steps to School Readiness Strategy Areas**

*The First Steps initiative approaches children's school readiness needs in five ways:*

**Family Strengthening:** A parent is a child's first and best teacher. First Steps works to help parents become the best parents they can be. First Steps also helps parents further their own education.

**Healthy Start:** Children's development and ability to learn are profoundly impacted by their health in the earliest years. First Steps works to help families understand children's health needs through education and screenings while also working to help them access needed health services.

**Quality Child Care:** Quality child care provides immediate and long-term learning benefits for children. First Steps works to expand the availability of quality child-care to families and to enhance the level of quality in existing child-care environments.

**Early Education:** Research shows that children who participate in high-quality preschool classes are more likely to start school ready to learn, as well as be more successful later in life. First Steps works to expand high-quality 3-year-old and 4-year-old kindergarten opportunities in public and private settings.

**School Transition:** The transition into kindergarten is a critical time that sets the tone for children's perspectives about the school years, as well their parents' perspectives. Making a strong initial connection between school and home -- and supporting both parents and students during this transition time -- has been shown to impact students' later school success and parents' later involvement during the school years.

## **2007-08 County Partnership Programs by Strategy**

### **FAMILY STRENGTHENING.**

#### **Parents As Teachers**

**Program description:** The Born to Learn (BTL) curriculum and the Knowledge Path Early Literacy is used to deliver services. The Born to Learn curriculum has four domains of child development used for all personal visits: language, intellectual, social-emotional and motor development. Knowledge Path to Early Literacy Kit was created to enhance Emergent Literacy. Emergent Literacy is a philosophy that even before birth, all children can learn the skills that builds early literacy before they can read and write. Knowledge Path to Early Literacy Kit focuses on five key Literacy Areas; listening, speaking, reading, writing, and understanding. All personal visits also include five essential components; rapport building, observation, discussion, parent-child activity, and

a summary. Our Parents As Teachers program consist of six components,: personal visits, group meetings, screenings, resource network, assessments. Each family will be assessed using the Keys to Interactive Parenting Scale (KIPS) and the Adult-Child Interactive Reading Inventory (ACIRI). The KIPS assessment is designed to assess parent behaviors, while the ACIRI is designed to assess the parent and child's interactive reading behaviors. After each family is assessed then an Individual Family Plan (IFP) will be designed to meet each individual family's needs and goals.

**Program results:**

- 20 families was served, serving a total of 35 children
  - 40% are Hispanic and speak Spanish
  - 60% are African-American
- 55% have multiple children
  - 73% have children under the age of five
- 85% were single parents
- 90% lived below poverty
- 35% were teen mothers
- 60% did not have high school diploma
- 35% have enrolled in school to further there education
  - 50% have received a GED or High School Diploma
  - 75% are enrolled in college
- 15% were low birth weight
- 100% received books from Dollywood
- 95% of these families met at least one risk factor
- 100% of families
- Parent Educators spent 352.82 hours for visits
- 100% of parents met the minimum of 1.5 visits a month
  - an average of 1.92 visits a month
- 100% met the minimum of 45 minutes
- 88% increased on their KIPS assessment
- Only 20% of children were eligible for the pre ACRI assessment
  - The average for adults was 2.08
  - 2.29 for children
- 2 referrals were made to other community agencies

## **QUALITY CHILD CARE.**

### **Quality Enhancement**

**Program description:** The partnership continued to work with the four centers that were participating in the program. There are three components included in the Quality Enhancement Plan; ECERS assessment, on-site technical assistance, and funding for materials to improve assessment scores. Each provider will receive a pre and post ECERS assessment for their center during the first quarter, based on these scores each provider will create an Improvement Plan (IP) that has measurable objectives. Technical assistance will be provided for each facility. The technical assistant will visit each center for two hours at a minimal of two visits per month. Funds will be provided to each center

based on their assessments and their IP's. This program will coordinate with ABC Monitoring or State Licensing specialist. All providers have access to the lending library which providers can check out materials such as curriculums, puzzles, games, etc.

Program results:

- 4 child care centers were served
  - Only one new provider applied this year
- Serving a total of 123 children
- Serving a total of 24 staff
- 100% of directors served have a SC Early Childhood Credential (ECD 101)
  - 25% have an Associate Degree
  - 25% have a Bachelor's Degree
  - 50% have a High School Diploma
- 75% have their high school diploma
- 4% have a GED
- 4% have a Bachelor's Degree
- 100% were ABC Level B
- 100% have a QE Plan on file
- 4 facilities received technical assistance
- An average of 5.64 visit was provided by the TA each month
- 46.50 hours of TA was provided to each child care provider
  - 46% was for classroom
  - 44% was for mentoring
  - 81% was for administrative mentoring
- 41 Visits were made by the TA
- \$3,200.38 was given in mini-grants
- 4 providers received ECERS assessments
- Providers had an average of 4.21 on their ECERS assessments
- 1 facility is working towards NAEYC accreditation
- 100% participated in training sponsored by First Steps
- 46% are receiving TEACH Scholarships
- 4% turnover rate
- 25 providers used the lending library

### **Child Care Training and Development**

Certified training will be provided locally and scheduled at times that are convenient for child care providers to attend. Examples of training topics include but are not limited to ECERS overview, age appropriate curriculums, program administration, positive discipline, growth and development, nutrition, and health and safety. The partnership will also partner with T.E.A.C.H. and The Technical College of the Lowcountry to offer Early Childhood Development 101 (ECD101) in the Colleton County.

- 35 certified training hours were offered
- 2 hours of registered training hours was offered
- 128 providers attended training

### **Child Care Scholarships**

Due to the new Board of Trustees Priority Risk Factors standards the partnership board has provided scholarships to those meeting these risk factors only.

Parents were required to participate in the Parents As Teachers (PAT) program as well.

- 6 children were provided scholarships
- 100% of these children participated in Parents As Teachers
- 100% received a book from Dollywood
- 50% mothers had less than high school education
- 33% were low birth weight
- 100% were living in poverty
- 100% were single mothers
- 50% were teen mothers
- 100% are enrolled in a facility that is participating in Quality Enhancement

### **EARLY EDUCATION.**

#### **Extended 4K to full day**

**Program description:** Extend two half-day 4K classes to full-day for 40 children who have reached four (4) year of age on or before September 1, 2007 in accordance with program/state requirements. Priority must be given to children identified as “at risk”. This year the school district attended the Anderson 5 program (based on SC state standards and the activities are developmentally appropriate), which supplements the High-Scope curriculum.

#### **Program results:**

- 36 children served
- 36 children were documented to have met the SC Curriculum Standards for 4K
- All
- All participating students were targeted for participation on the basis of compound readiness risk factors
  - Homes of 150% poverty or above
  - Unstable home
  - Single parent homes
  - Families of low literacy and those who qualify for family literacy services
  - Parents not completing high school
  - Children of incarcerated parents
  - Children with IEPs best served in an inclusive 4K class
  - Homeless and foster children
  - Migrant and children from homes whose primary language is not English
  - Low birth weight, participation in Baby Net
  - Long term/chronic illness, diagnosed disability or delay
  - Agency referral/traumatic experience
- Each teacher has completed training through High/Scope Curriculum and Work Sampling System through the SCDE

- Margaret Farrell completed the High/Scope 4 week LTTP training during 2002-2003. She participated as the peer teacher during the completion of Martha Strickland's H/S Trainer's Certification during 2004-2005
- Mrs. Farrell Completed WSS Training during 03-04
- Mrs. Farrell completed Anderson 5 curriculum training summer 06
- All SC 4K requirements were met or exceeded:
  - Curriculum=High/Scope Curriculum and Anderson 5 Curriculum
  - Pupil-teacher ratios=maintained at a maximum of 20
  - Materials=high quality environment to support multilevel learning of every child according to 4K SC standards as set by a H/S learning environment and ECERS-r
  - Class size=exceeds that standard 35sq. ft. per child and 100 sq.ft. per child outdoors
- 100% parent participation in 2 conferences and 2 home visits each.
- 100% reported satisfaction!

## **SCHOOL TRANSITION.**

### **CountDown To Kindergarten**

**Program description:** CountDown to Kindergarten is a school transition program designed to successfully bridge at-risk students into the k12 school environment. It includes three components: public awareness, home visits, and the CountDown celebration. Certified teachers conduct 8 home visits to identified families/students during the summer prior to the student beginning kindergarten. Colleton County First Steps works with the local schools, Head Start, faith organizations, and child care providers to identify children to participate in the program. Students are screened and parent participation is required. During the home visits, children and their families are introduced to materials used in Kindergarten classes and are given a Kindergarten Transition Toolkit (books, puzzles, clay, blocks, floor mats, etc..). The final visit is a field trip to the school that the child will attend in the fall. Change in student and parent interaction is measured before and after participation. A relationship is developed with the students, families and teachers in order to measure longer-term impact of student success and parent involvement.

### **Program results:**

- 17 children were served
- 100% received 8 home visits
- 59% were placed in their home visitor's kindergarten class
- 37.5% of parents did not finish high school
- 37.5% were in single parent homes
- 6.25% was living with a guardian or foster parent
- 12.5% did not speak English
- 87.5% qualified for free lunch
- 6.25% qualified for reduce lunch

## FINANCIAL SUMMARY

<b>Expenditures By Funding Source</b>	
State Appropriation ( <i>Fund 10</i> )	\$205,294.67
E.I.A. Appropriation ( <i>Fund 55</i> )	\$17,305.42
Lottery Appropriation ( <i>Fund 35</i> )	\$0
C.D.E.P.P. Appropriation ( <i>Fund 60</i> )	\$0
C.O.E. Appropriation ( <i>Fund 65</i> )	\$0
N.F.P. Appropriation ( <i>Fund 70</i> )	\$0
State Private ( <i>Fund 15</i> )	\$0
Local Private ( <i>Fund 20</i> )	\$313
Federal ( <i>Fund 30</i> )	\$0
In-Kind ( <i>Fund 25</i> )	\$
<b>TOTAL:</b>	<b>\$222,913.09</b>

<b>Expenditures By Program / Strategy Name</b>	
Scholarship Initiatives	\$10,200
Quality Enhancement	\$34,908.48
Child Care Training	\$7,125.76
Extended 4K	\$64,772
Countdown to Kindergarten	\$3,318.42
Parents as teachers	\$43,477.68
Imagination Library	\$1,911.42
	\$
	\$
	\$
	\$
	\$
Indirect Programmatic Functions	<b>\$39,657.96</b>
Administrative Functions	\$19,000.52
<b>TOTAL:</b>	<b>\$224,372.24</b>

### CLARIFICATION(s)

1. Money from fund 11 (carry forward money) is not included in the figures for Expenditures By Funding Source
-

## **COUNTY PARTNERSHIP BOARD OF TRUSTEES**

Keshia Edwards, Childcare  
Betsey Moody, DHEC  
Susane Gant, Business Community  
LaTasha Gibson, Non-Profit  
Leila Williams, School District Appointee  
Millie Murray, Early Childhood Education  
Phyllis Murdaugh, Legislative Delegation  
Eric Campbell, Faith Community  
Shawn Brown, Transportation  
Roxie Bishop, Pre-K  
Shiela Keaise, County Library Appointee  
Juliet Green, DSS  
Karen Whitaker, Head Start Appointee

---

## **COUNTY DATA SNAPSHOT**

In FY08, First Steps County Partnerships statewide made it a priority to become increasingly data-driven. County Partnerships successfully began using powerful new components of the First Steps data system, and County Partnerships also utilized data in new ways to drive their FY09 program plans. In addition to enhanced program data tracking, County Partnerships are also focusing on the best available data about children and families to best understand their communities' needs. At the end of FY08 and the beginning of FY09, County Partnerships began an extensive analysis of this data, including data about the risk factors known to impact children's potential school success, such as low birth weight, teen mothers, and families living in poverty. A county-level risk data report is included in the subsequent pages of this report.

In FY08, there were no kids on the waiting list, however 39 children who were identified for priority placement in 4K full-day (on the basis of compounded developmental academic and family risk factors) were not served due to lack of space. Only 19 of the county's 53 child care facilities were ABC-Enhanced or equivalent. According to Kids Count figures in 2000, 61% of the county's children under the age of six have parents in the work place, and births to single mothers have increased to 55.1% in 2005. Births to mothers under the age of 20 increased to 19.3% and 6.1% of these births were to mothers under the age of 18. Mothers who received less than a high school education have risen to 27.4%. In recent parent surveys 86% of parents of children in 4 and 5 year old kindergarten selected parenting skills and quality education as top priorities in Colleton County. To increase children's readiness for school and respond to parents concerns and county needs, Colleton Co. Partnership targeted its resources towards Parenting/Family Literacy and Quality Early Education in both public and private sectors.



# 2008 School Readiness Risk Profile

# Colleton County

Total Children Under Six: 3,101

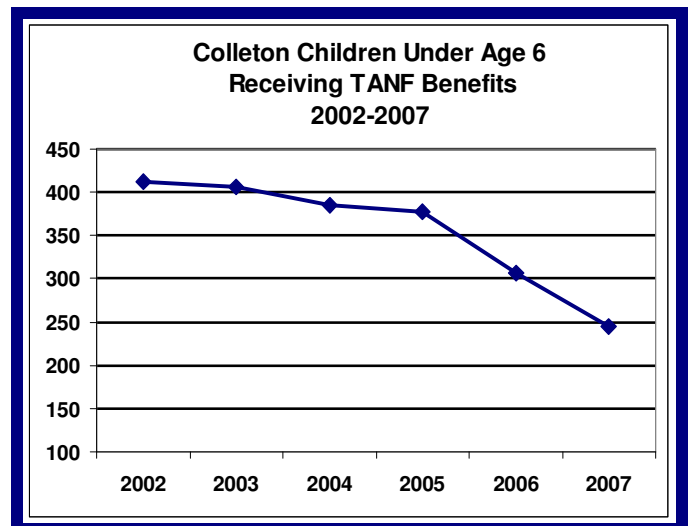
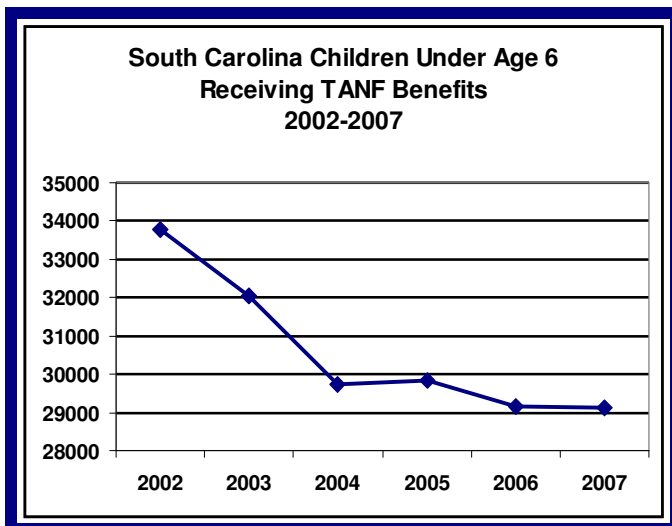
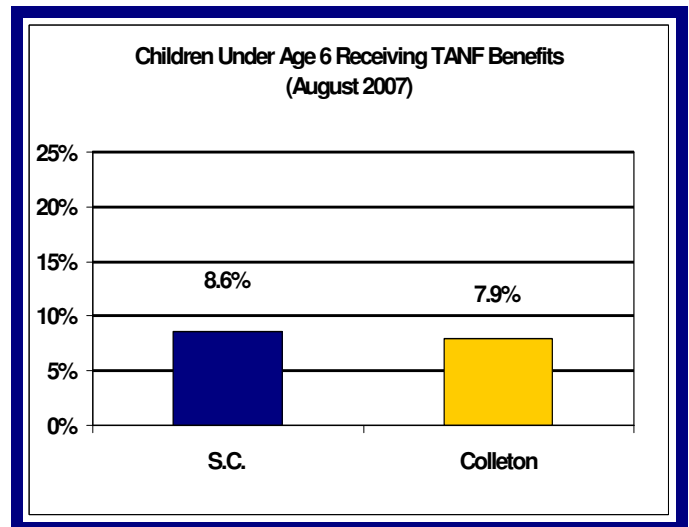
## CHILD POVERTY (Children in Families Receiving TANF Benefits)

Statewide Average (2007): 8.4%      Colleton County (2007): 7.9%

***Fast Fact: Roughly 1 in 12 Colleton County children has an annual family income equivalent to \$10,325 (or less) for a family of four. A recent statewide analysis suggests that 45% of these children will be retained or score at the "below basic" level (PACT) by third grade.***

Children in deep poverty often face a wide variety of school readiness obstacles, ranging from inadequate prenatal care and nutrition to low maternal education.

245 of Colleton County's 3,101 children under age 6 received federal Temporary Assistance for Needy Families (TANF) benefits during 2007, indicating a family income at or below 50% of the federal poverty definition.



# 2008 School Readiness Risk Profile

# Colleton County

Total Children Under Six: 3,101

## CHILDREN AT LOW BIRTH WEIGHT (Less Than 5.5 lbs.)

Statewide Average (2005): 10.2%

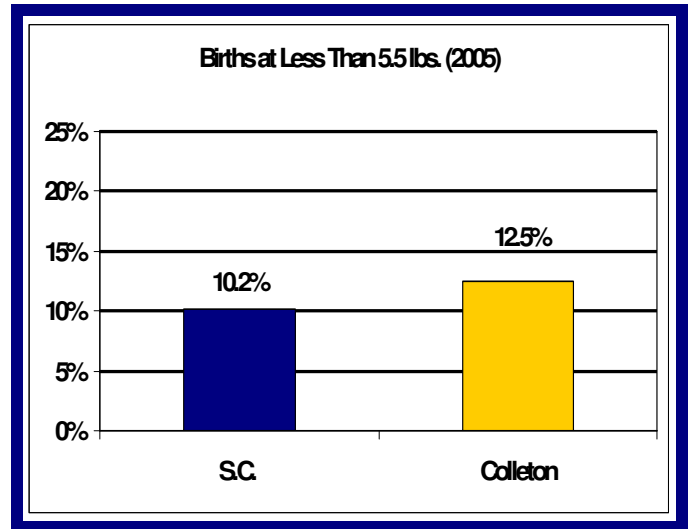
Colleton County (2005): 12.5%

**Fast Fact:** 1 in 8 Colleton County children is born at a weight less than 5.5 lbs. A recent statewide analysis suggests that at least one-third of these children (36%-52% depending on weight category) will be retained or score at the "below basic" level (PACT) by third grade.

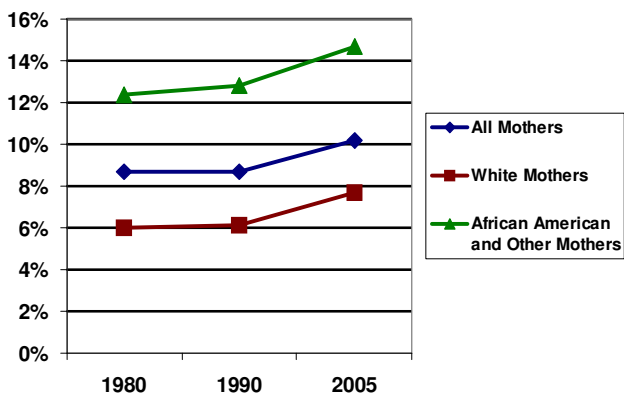
Babies born at low weights are often prone to developmental delays associated with early academic failure.

Many have received inadequate prenatal care and suffer from significant health complications.

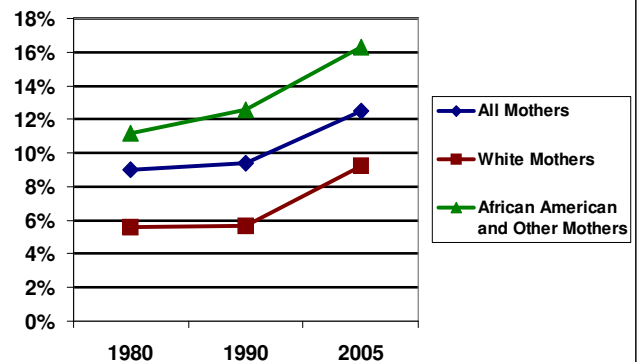
68 of the 543 children born in Colleton County during 2005 weighed less than 5.5 lbs.



South Carolina Births at Less than 5.5 lbs.



Colleton County Births at Less than 5.5 lbs.



# 2008 School Readiness Risk Profile

# Colleton County

Total Children Under Six: 3,101

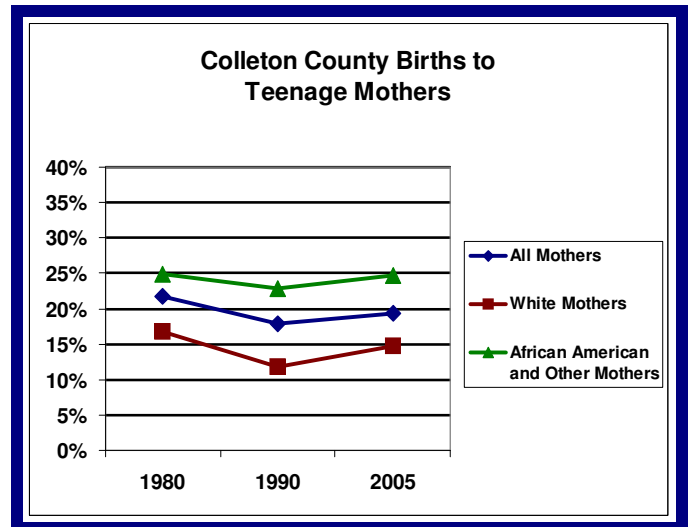
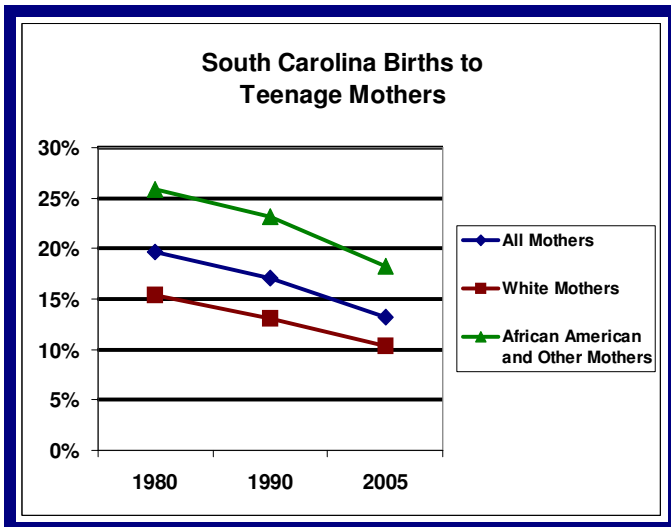
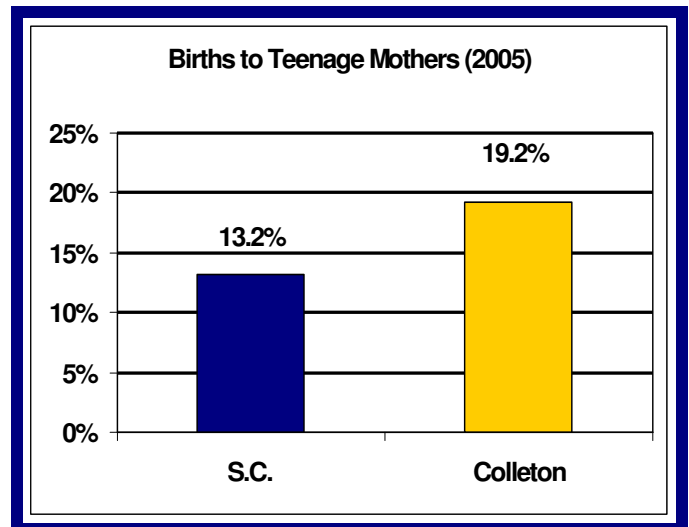
## BIRTHS TO TEENAGE MOTHERS

Statewide Average (2005): 13.2%      Colleton County (2005): 19.2%

**Fast Fact:** Nearly 1 in 5 Colleton County births is to a mother under 20 years of age. A recent statewide analysis suggests that 43% of these children will be retained or score at the “below basic” level (PACT) by third grade.

Teenage parents often lack the maturity and knowledge required to optimally fulfill important parental responsibilities, are less likely to advance their own educational attainment and often fail to advance beyond low-income status.

105 of the 543 children born in Colleton County during 2005 had teenage mothers.



# 2008 School Readiness Risk Profile

# Colleton County

Total Children Under Six: 3,101

## BIRTHS TO MOTHERS WITH LESS THAN A HIGH SCHOOL DIPLOMA

Statewide Average (2005): 23.7%      Colleton County (2005): 27.4%

**Fast Fact:** Just over 1 in 4 children in Colleton County is born to a mother possessing less than a high school diploma. A recent statewide analysis suggests that roughly half (48%) of these children will be retained or score at the “below basic” level (PACT) by third grade.

Research suggests that a mother’s own educational attainment is closely linked to the subsequent academic performance of her children.

149 of the 543 children born in Colleton County during 2005 had mothers with less than a high school diploma.

