



The South Carolina Silent Witness Story
Report on Domestic Violence Homicide Victims from 2012

Laura Church
October 1, 2013

This year's ceremony will mark the sixteenth anniversary of Silent Witness.

In 2012, there were a total of 48 people murdered by a household member, according to the South Carolina¹² definition. Of those 48 people, 39 were women, constituting 81% of the total, and 9 were men, constituting 19% of the total.

The demographics of the victims were as follows: 54% were White, 44% were African American, and 2% were Asian. The average age of these victims was 45 years old.

The Office of the Attorney General, through its S.T.O.P. Violence Against Women program, collected the data by contacting every Sheriff's Office, Coroner's Office, Police Department and Solicitor's Office in the State. Those offices were provided with a victim information sheet to complete and asked to provide any incident reports related to domestic homicide victims. As always, these offices were gracious and provided this Office with an abundance of information. In addition, all information was crosschecked for accuracy with the records of the South Carolina Law Enforcement Division.

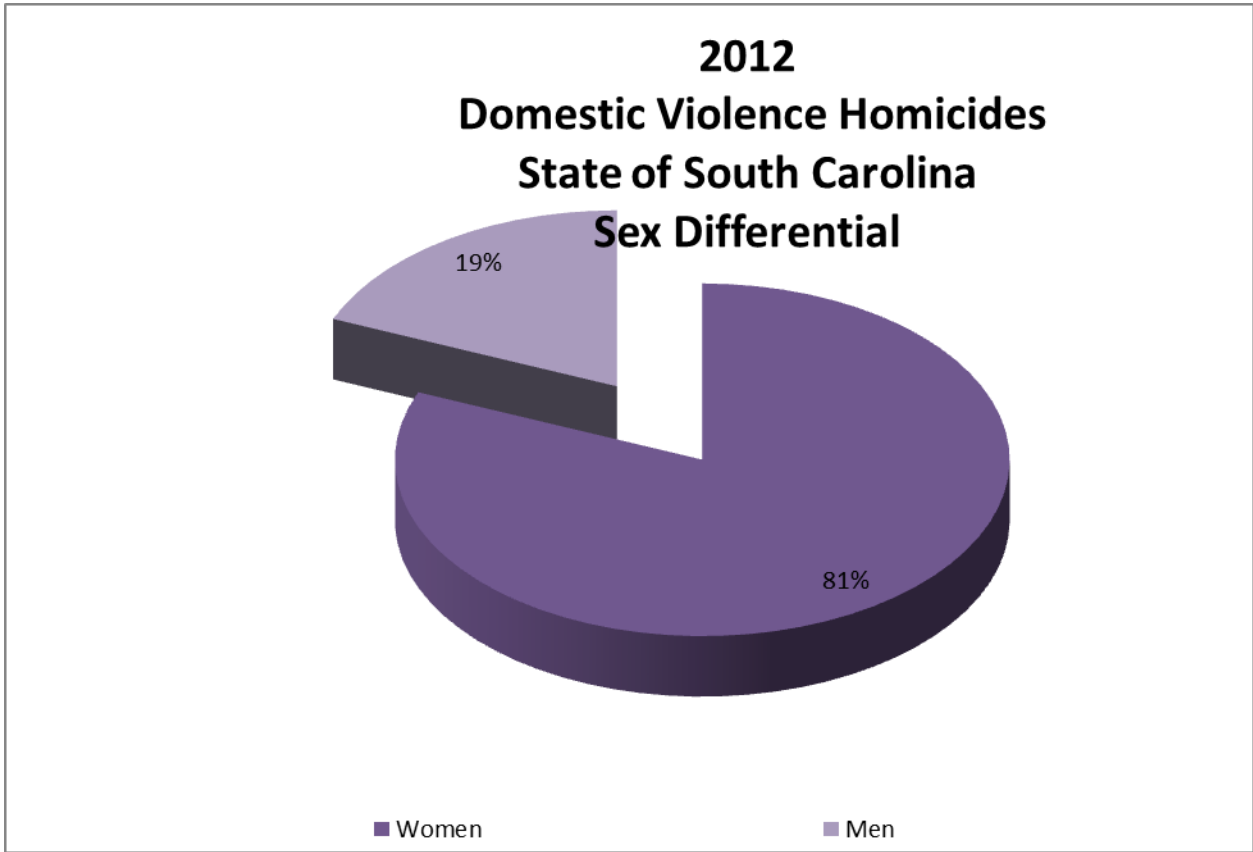
Twenty-four counties reported one or more domestic homicides for 2012.

Guns were the primary weapon used in these homicides. In 60% of the cases, a gunshot wound was listed as the primary cause of death. Knives were used in 19% of the cases; 11% were caused by blunt force trauma; 4% were strangulation; 4% were from asphyxiation; and 2% was from medical neglect.

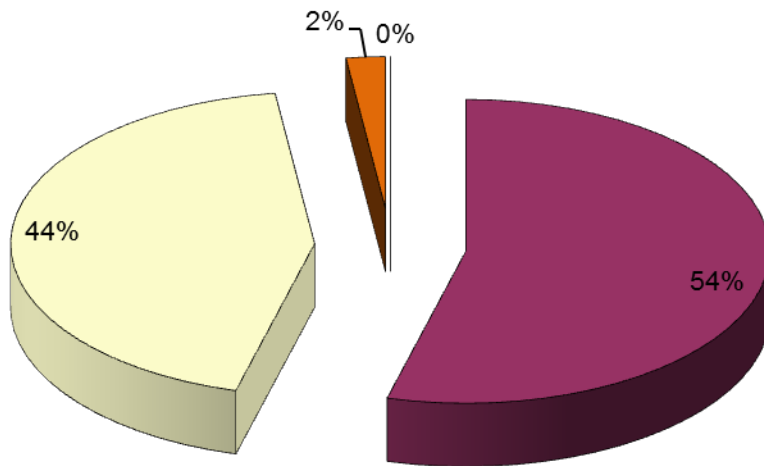
The courts have disposed of only eight cases. There are twenty-three trials pending, sixteen defendants have committed suicide, and one died while awaiting trial.

Attached to this document are county-by-county statistics and statewide graphs depicting the statistics mentioned in this report.

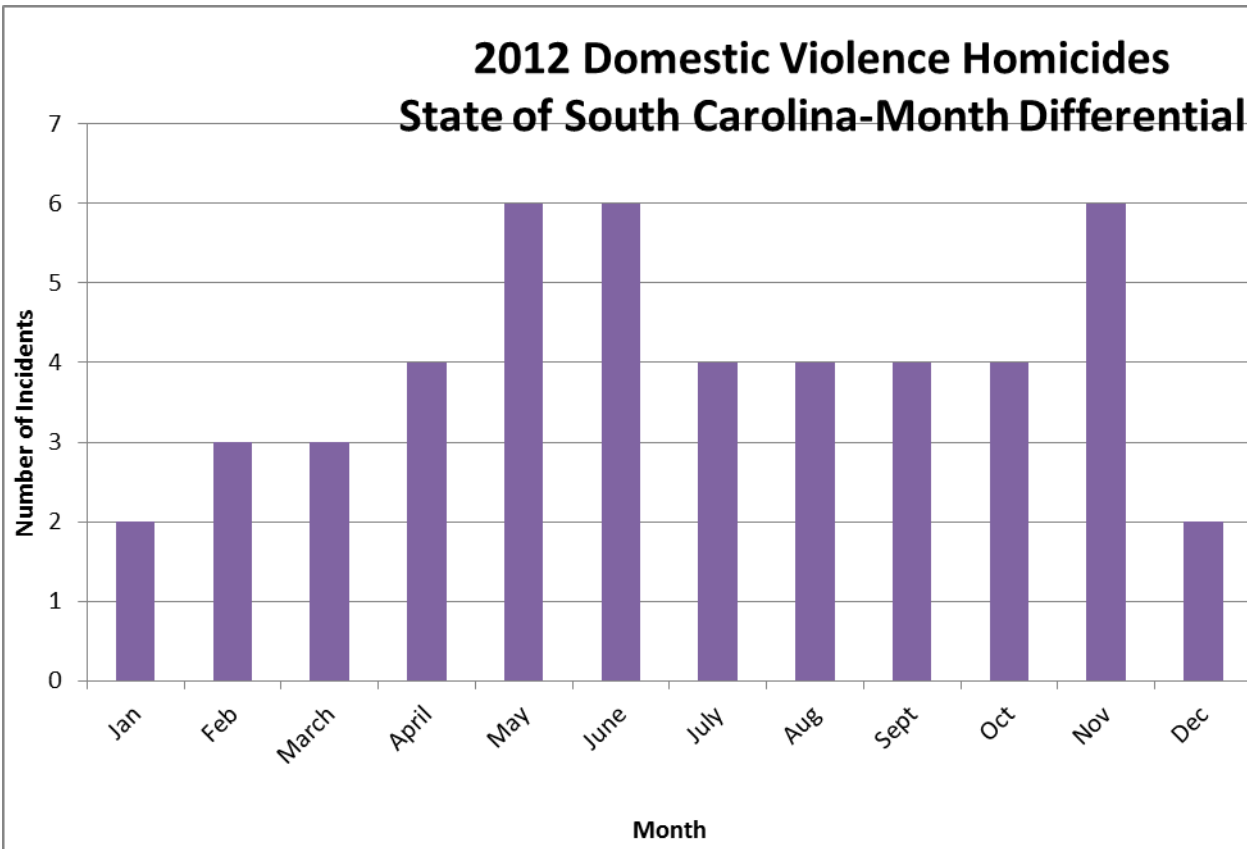
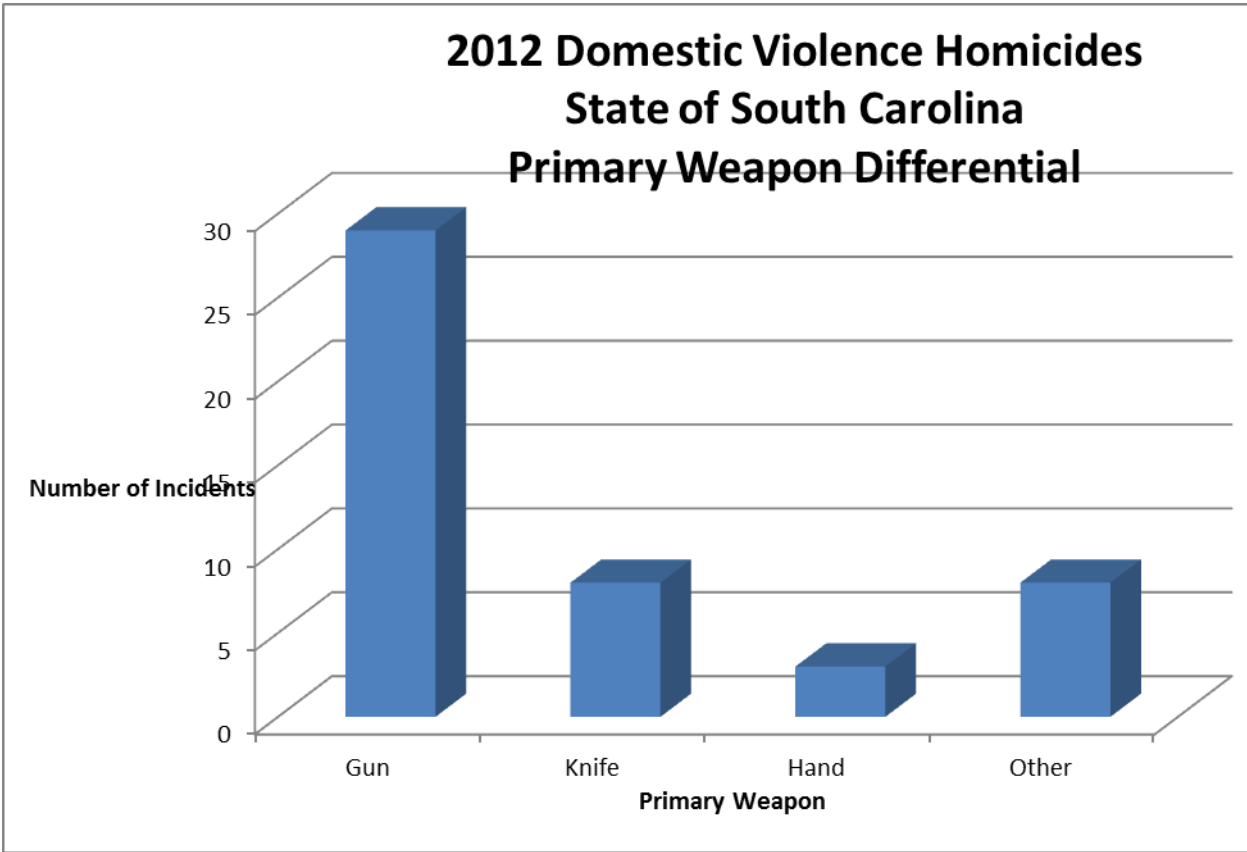
¹² §16-25-10 defines "household member" as spouses, former spouses, persons who have a child in common, or a male and female who are cohabiting or formerly have cohabited.

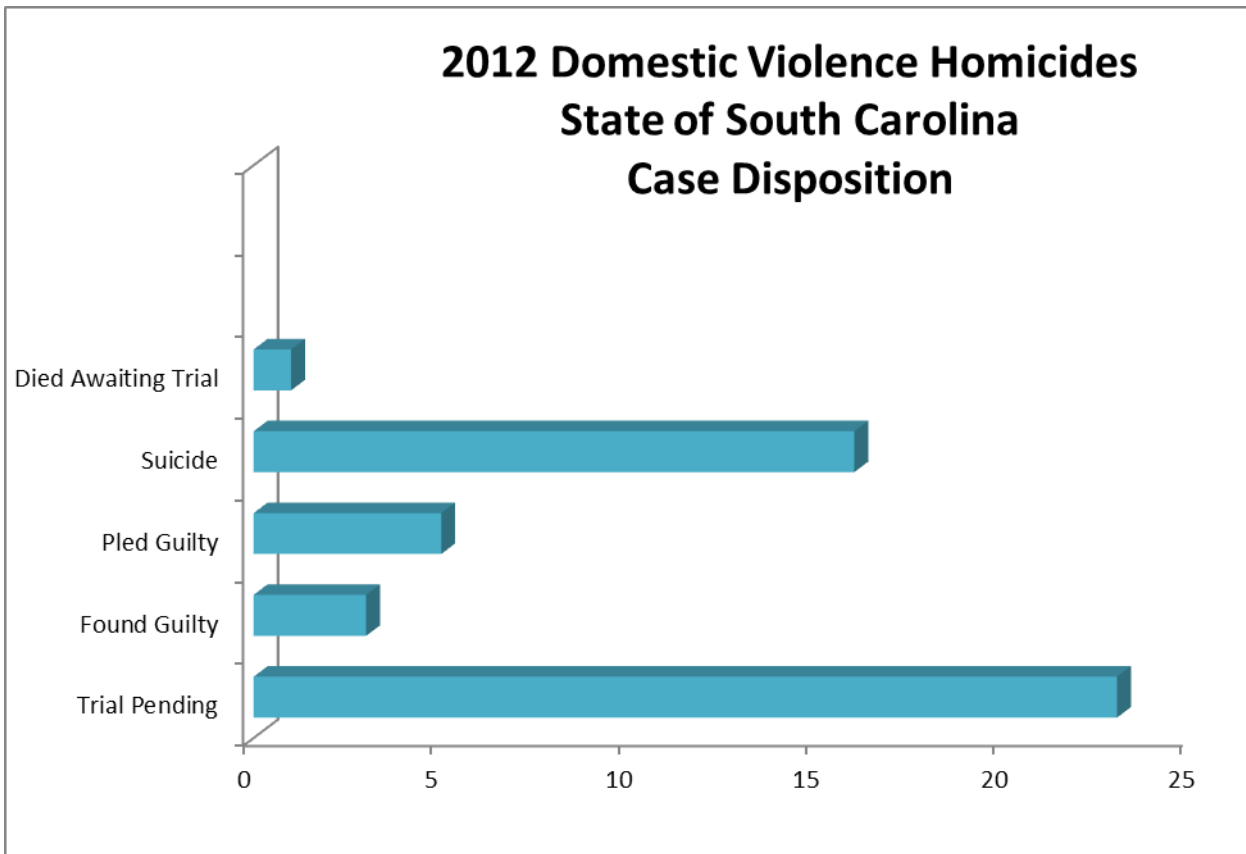


2012 Domestic Violence Homicides State of South Carolina Race Differential



■ Hispanics ■ Whites ■ African Americans ■ Other





County Statistics

Abbeville

Women:	0	Men:	0	Total:	0	Avg Age:	0
Whites:	0	Blacks:	0	Hispanic/Other:	0		
Gun:	0	Knife:	0	Hand/Other:	0		
Disposition:							

Aiken

Women:	1	Men:	0	Total:	1	Avg Age:	68
Whites:	1	Blacks:	0	Hispanic/Other:	0		
Gun:	1	Knife:	0	Hand/Other:	0		
Disposition:	suicide						

Allendale

Women:	0	Men:	0	Total:	0	Avg Age:	0
Whites:	0	Blacks:	0	Hispanic/Other:	0		
Gun:	0	Knife:	0	Hand/Other:	0		
Disposition:							

Anderson

Women:	2	Men:	1	Total:	3	Avg Age:	54
Whites:	2	Blacks:	1	Hispanic/Other:	0		
Gun:	1	Knife:	1	Hand/Other:	1		
Disposition:	awaiting trial; suicide; pled guilty and sentenced to 17 years without parole						

Bamberg

Women:	0	Men:	0	Total:	0	Avg Age:	0
Whites:	0	Blacks:	0	Hispanic/Other:	0		
Gun:	0	Knife:	0	Hand/Other:	0		
Disposition:	0						

Barnwell

Women:	0	Men:	0	Total:	0	Avg Age:	0
Whites:	0	Blacks:	0	Hispanic/Other:	0		
Gun:	0	Knife:	0	Hand/Other:	0		
Disposition:	0						

Beaufort

Women:	2	Men:	0	Total:	2	Avg Age:	53
Whites:	1	Blacks:	1	Hispanic/Other:	0		
Gun:	1	Knife:	1	Hand/Other:	0		
Disposition:	awaiting trial; suicide						

Berkeley

Women:	1	Men:	0	Total:	1	Avg Age:	61
Whites:	0	Blacks:	0	Hispanic/Other:	1		
Gun:	0	Knife:	1	Hand/Other:	0		
Disposition:	awaiting trial						

Calhoun

Women:	0	Men:	0	Total:	0	Avg Age:	0
Whites:	0	Blacks:	0	Hispanic/Other:	0		
Gun:	0	Knife:	0	Hand/Other:	0		
Disposition:	0						

Charleston

Women:	1	Men:	1	Total:	2	Avg Age:	30
Whites:	1	Blacks:	1	Hispanic/Other:	0		
Gun:	1	Knife:	1	Hand/Other:	0		
Disposition:	awaiting trial; suicide						

Cherokee

Women:	1	Men:	0	Total:	1	Avg Age:	44
Whites:	0	Blacks:	1	Hispanic/Other:	0		
Gun:	1	Knife:	0	Hand/Other:	0		
Disposition:	found guilty and sentenced to life in prison without parole						

Chester

Women:	0	Men:	0	Total:	0	Avg Age:	0
Whites:	0	Blacks:	0	Hispanic/Other:	0		
Gun:	0	Knife:	0	Hand/Other:	0		
Disposition:	0						

Chesterfield

Women:	0	Men:	0	Total:	0	Avg Age:	0
Whites:	0	Blacks:	2	Hispanic/Other:	0		
Gun:	0	Knife:	0	Hand/Other:	0		
Disposition:							

Clarendon

Women:	0	Men:	0	Total:	0	Avg Age:	0
Whites:	0	Blacks:	0	Hispanic/Other:	0		
Gun:	0	Knife:	0	Hand/Other:	0		
Disposition:	0						

Colleton

Women:	0	Men:	0	Total:	0	Avg Age:	0
Whites:	0	Blacks:	0	Hispanic/Other:	0		
Gun:	0	Knife:	0	Hand/Other:	0		
Disposition:							

Darlington

Women:	2	Men:	0	Total:	2	Avg Age:	76
Whites:	2	Blacks:	0	Hispanic/Other:	0		
Gun:	2	Knife:	0	Hand/Other:	0		
Disposition:	suicide (2)						

Dillon

Women:	0	Men:	0	Total:	0	Avg Age:	0
Whites:	0	Blacks:	0	Hispanic/Other:	0		
Gun:	0	Knife:	0	Hand/Other:	0		
Disposition:	0						

Dorchester

Women:	0	Men:	0	Total:	0	Avg Age:	0
Whites:	0	Blacks:	0	Hispanic/Other:	0		
Gun:	0	Knife:	0	Hand/Other:	0		
Disposition:							

Edgefield

Women:	0	Men:	0	Total:	0	Avg Age:	0
Whites:	0	Blacks:	0	Hispanic/Other:	0		
Gun:	0	Knife:	0	Hand/Other:	0		
Disposition:							

Fairfield

Women:	1	Men:	0	Total:	1	Avg Age:	67
Whites:	0	Blacks:	1	Hispanic/Other:	0		
Gun:	1	Knife:	0	Hand/Other:	0		
Disposition:	awaiting trial						

Florence

Women:	1	Men:	0	Total:	1	Avg Age:	32
Whites:	1	Blacks:	0	Hispanic/Other:	0		
Gun:	1	Knife:	0	Hand/Other:	0		
Disposition:	suicide						

Georgetown

Women:	0	Men:	0	Total:	0	Avg Age:	0
Whites:	0	Blacks:	0	Hispanic/Other:	0		
Gun:	0	Knife:	0	Hand/Other:	0		
Disposition:							

Greenville

Women:	2	Men:	1	Total:	3	Avg Age:	47
Whites:	2	Blacks:	1	Hispanic/Other:	0		
Gun:	2	Knife:	1	Hand/Other:	0		
Disposition:	awaiting trial; suicide (2)						

Greenwood

Women:	1	Men:	0	Total:	1	Avg Age:	46
Whites:	1	Blacks:	0	Hispanic/Other:	0		
Gun:	1	Knife:	0	Hand/Other:	0		
Disposition:	awaiting trial						

Hampton

Women:	0	Men:	0	Total:	0	Avg Age:	0
Whites:	0	Blacks:	0	Hispanic/Other:	0		
Gun:	0	Knife:	0	Hand/Other:	0		
Disposition:							

Horry

Women:	0	Men:	1	Total:	1	Avg Age:	66
Whites:	1	Blacks:	0	Hispanic/Other:	0		
Gun:	1	Knife:	0	Hand/Other:	0		
Disposition:	awaiting trial						

Jasper

Women:	0	Men:	1	Total:	1	Avg Age:	48
Whites:	0	Blacks:	1	Hispanic/Other:	0		
Gun:	1	Knife:	0	Hand/Other:	0		
Disposition:	awaiting trial						

Kershaw

Women:	0	Men:	0	Total:	0	Avg Age:	0
Whites:	0	Blacks:	0	Hispanic/Other:	0		
Gun:	0	Knife:	0	Hand/Other:	0		
Disposition:							

Lancaster

Women:	0	Men:	0	Total:	0	Avg Age:	0
Whites:	0	Blacks:	0	Hispanic/Other:	0		
Gun:	0	Knife:	0	Hand/Other:	0		
Disposition:	0						

Laurens

Women:	0	Men:	0	Total:	0	Avg Age:	0
Whites:	0	Blacks:	1	Hispanic/Other:	0		
Gun:	0	Knife:	0	Hand/Other:	0		
Disposition:							

Lee

Women:	0	Men:	0	Total:	0	Avg Age:	0
Whites:	0	Blacks:	0	Hispanic/Other:	0		
Gun:	0	Knife:	0	Hand/Other:	0		
Disposition:	0						

Lexington

Women:	5	Men:	0	Total:	5	Avg Age:	30
Whites:	3	Blacks:	2	Hispanic/Other:	0		
Gun:	3	Knife:	1	Hand/Other:	1		
Disposition:	awaiting trial (3); suicide; pled guilty and sentenced to 20 years without parole						

Marion

Women: 0 Men: 1 Total: 1 Avg Age: 59
Whites: 1 Blacks: 0 Hispanic/Other: 0
Gun: Knife: 1 Hand/Other: 0
Disposition: awaiting trial

Marlboro

Women: 0 Men: 0 Total: 0 Avg Age: 0
Whites: 0 Blacks: 0 Hispanic/Other: 0
Gun: 0 Knife: 0 Hand/Other: 0
Disposition:

McCormick

Women: 0 Men: 0 Total: 0 Avg Age: 0
Whites: 0 Blacks: 0 Hispanic/Other: 0
Gun: 0 Knife: 0 Hand/Other: 0
Disposition: 0

Newberry

Women: 1 Men: 0 Total: 1 Avg Age: 42
Whites: 1 Blacks: 0 Hispanic/Other: 0
Gun: 0 Knife: 1 Hand/Other: 0
Disposition: awaiting trial

Oconee

Women: 2 Men: 0 Total: 2 Avg Age: 72
Whites: 2 Blacks: 0 Hispanic/Other: 0
Gun: 1 Knife: 0 Hand/Other: 1
Disposition: suicide; died awaiting trial

Orangeburg

Women: 5 Men: 0 Total: 5 Avg Age: 29
Whites: 0 Blacks: 5 Hispanic/Other: 0
Gun: 3 Knife: 1 Hand/Other: 1
Disposition: awaiting trial (2); suicide; pled guilty and sentenced to 3 years; pled guilty and sentenced to 40 years without parole

Pickens

Women: 2 Men: 0 Total: 2 Avg Age: 42
Whites: 2 Blacks: 0 Hispanic/Other: 0
Gun: 2 Knife: 0 Hand/Other: 0
Disposition: suicide (2)

Richland

Women: 6 Men: 0 Total: 6 Avg Age: 37
Whites: 3 Blacks: 3 Hispanic/Other: 0
Gun: 3 Knife: 0 Hand/Other: 3
Disposition: awaiting trial (3); suicide; found guilty and sentenced to 50 years; found guilty and sentenced to life without parole

Saluda

Women:	0	Men:	0	Total:	0	Avg Age:	0
Whites:	0	Blacks:	0	Hispanic/Other:	0		
Gun:	0	Knife:	0	Hand/Other:	0		
Disposition:							

Spartanburg

Women:	1	Men:	1	Total:	2	Avg Age:	43
Whites:	1	Blacks:	1	Hispanic/Other:	0		
Gun:	2	Knife:	0	Hand/Other:	0		
Disposition:	awaiting trial; suicide						

Sumter

Women:	1	Men:	0	Total:	1	Avg Age:	54
Whites:	0	Blacks:	1	Hispanic/Other:	0		
Gun:	0	Knife:	0	Hand/Other:	1		
Disposition:	awaiting trial						

Union

Women:	0	Men:	1	Total:	1	Avg Age:	33
Whites:	0	Blacks:	1	Hispanic/Other:	0		
Gun:	0	Knife:	1	Hand/Other:	0		
Disposition:	awaiting trial						

Williamsburg

Women:	0	Men:	0	Total:	0	Avg Age:	0
Whites:	0	Blacks:	0	Hispanic/Other:	0		
Gun:	0	Knife:	0	Hand/Other:	0		
Disposition:	0						

York

Women:	1	Men:	1	Total:	2	Avg Age:	39
Whites:	1	Blacks:	1	Hispanic/Other:	0		
Gun:	1	Knife:	0	Hand/Other:	1		
Disposition:	awaiting trial; pled guilty; sentenced to 40 years without parole						