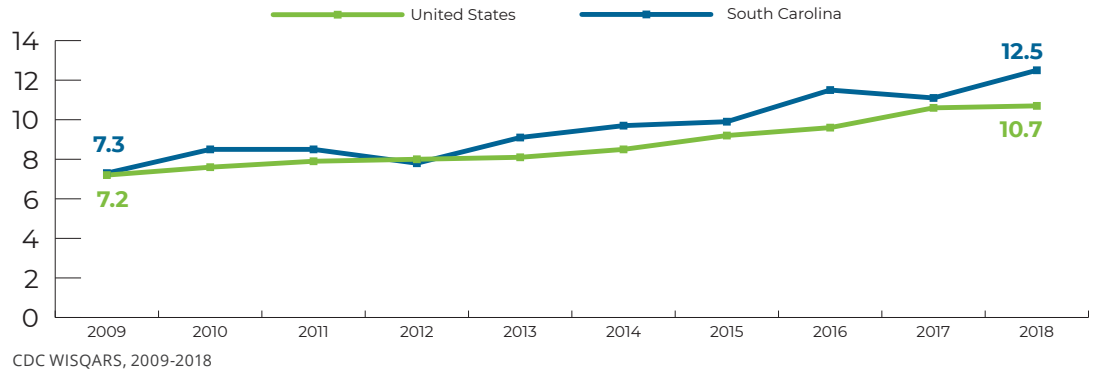




# Youth Suicide in South Carolina

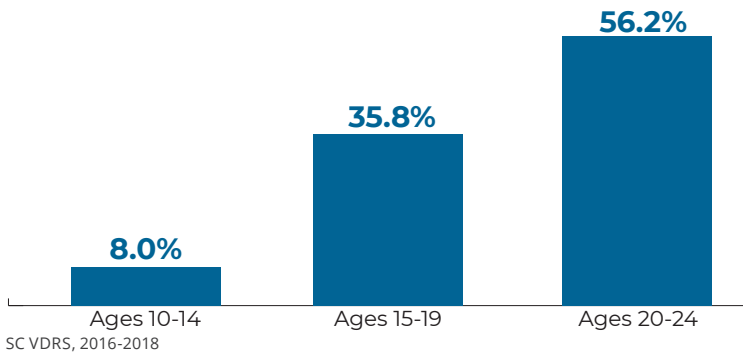
Suicide is a serious and preventable public health problem. However, suicide rates among youth **ages 10-24** years old have continued to increase nationally and within South Carolina.

**Adolescent and Young Adult Suicide Deaths Among Those Aged 10-24**  
Rate per 100,000 population



## YOUTH SUICIDE BY DEMOGRAPHICS

**Adolescent and Young Adult Suicide by Age Group**  
Percent



**349**  
Youth

died by suicide in South Carolina from 2016-2018.

Youth suicides occurred most frequently among **young adults aged 20-24**.

**80.8%**  
are males

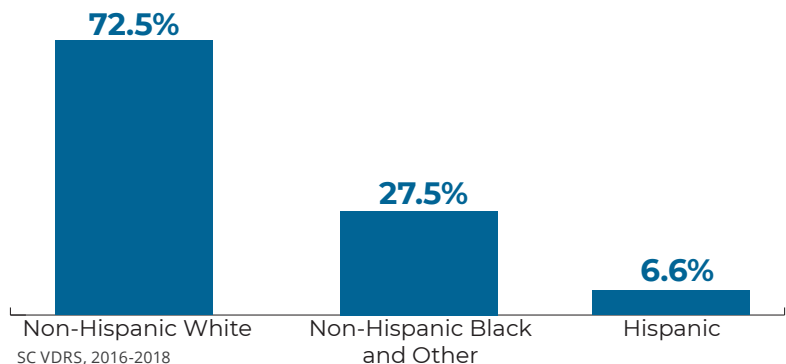
VS

**19.2%**  
are females

Most youth suicide deaths were among males while most emergency department (ED) visits and hospitalizations for suicide attempts were among females.

**Adolescent and Young Adult Suicide by Race/Ethnicity**  
Percent

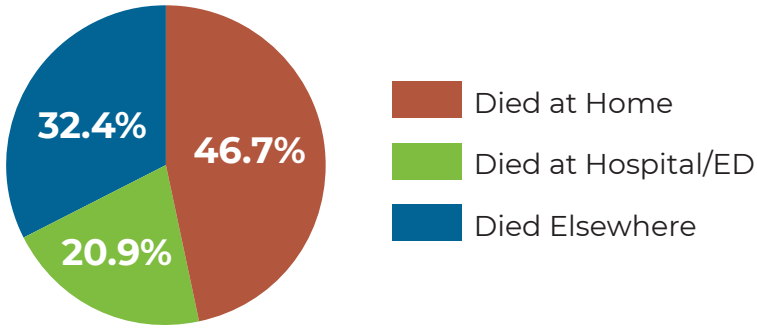
**2x** as many non-Hispanic White youths died by suicide compared to youths from other races combined from 2016-2018.



# INCIDENT CHARACTERISTICS OF YOUTH SUICIDE

## Suicide Death Locations

Percent

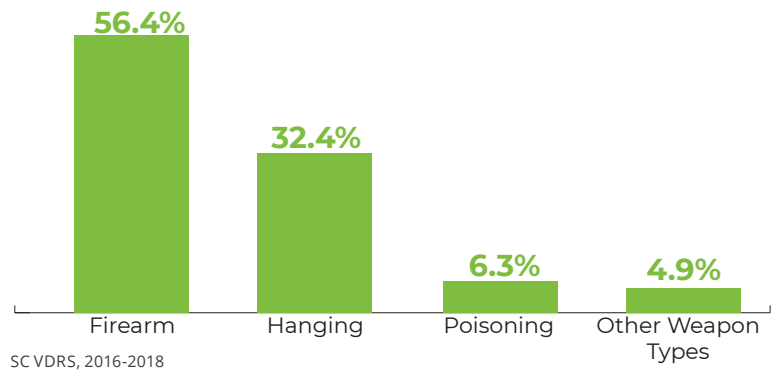


About **one half** of youth suicide victims died at home.

## Primary Method Type Used

Percent

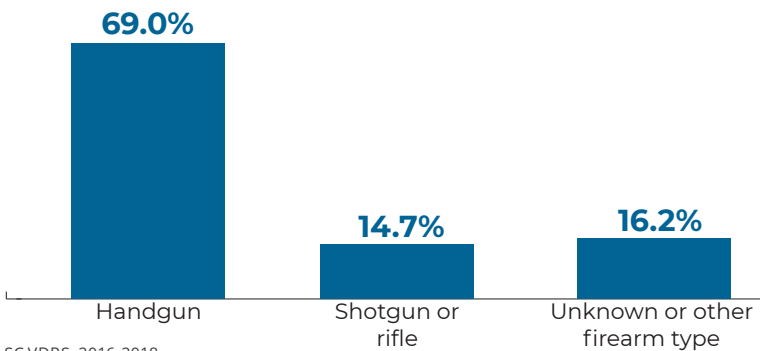
Firearms were the most common weapon used in youth suicides, accounting for **56.4%** of youth suicide deaths.



SC VDRS, 2016-2018

## Type of Firearm Used to Inflict Injury

Percent



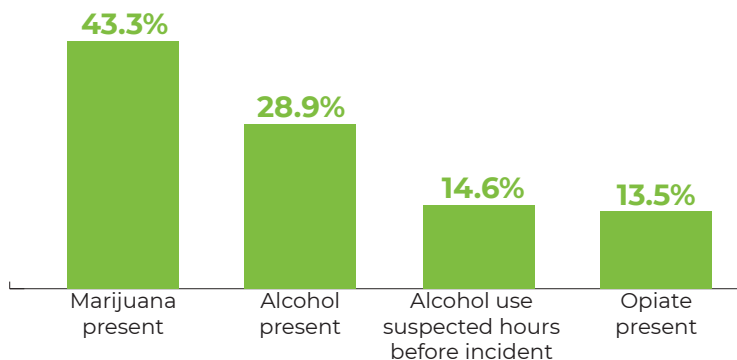
SC VDRS, 2016-2018

**69.0% of youths** used a handgun, making them the most common type of firearm used in youth suicide deaths with firearms.

## Victim Substance Use or Exposure

Percent

Of youths tested, **43.3%** of youth suicide victims had marijuana present, and **28.9%** had alcohol present. **14.6%** were suspected to have used alcohol hours before the incident.

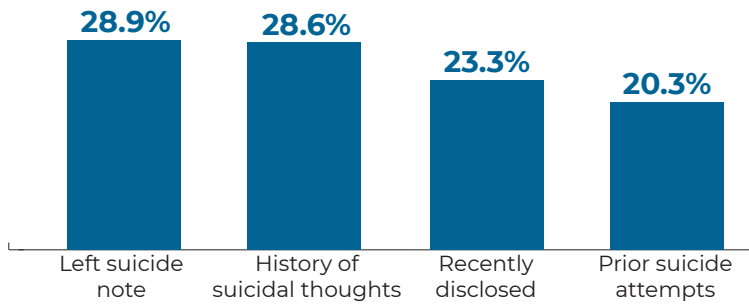


SC VDRS, 2016-2018

# YOUTH SUICIDE BY PRECIPITATING CIRCUMSTANCES

## Suicide History and Disclosures

Percent



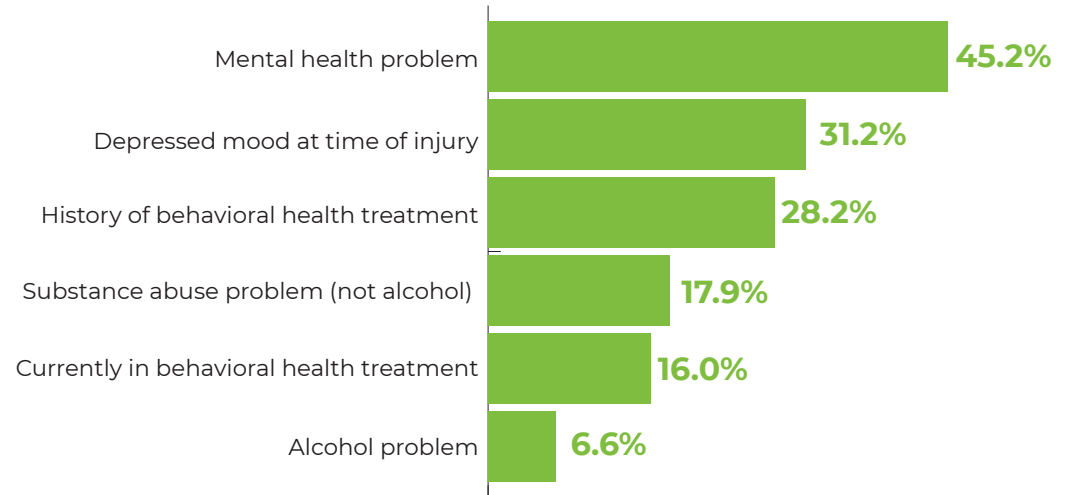
**20.3%** of youth suicide victims previously attempted suicide and **more than ¼** had a history of suicidal thoughts.

SC VDRS, 2016-2018

## Mental Health and Substance Use

Percent

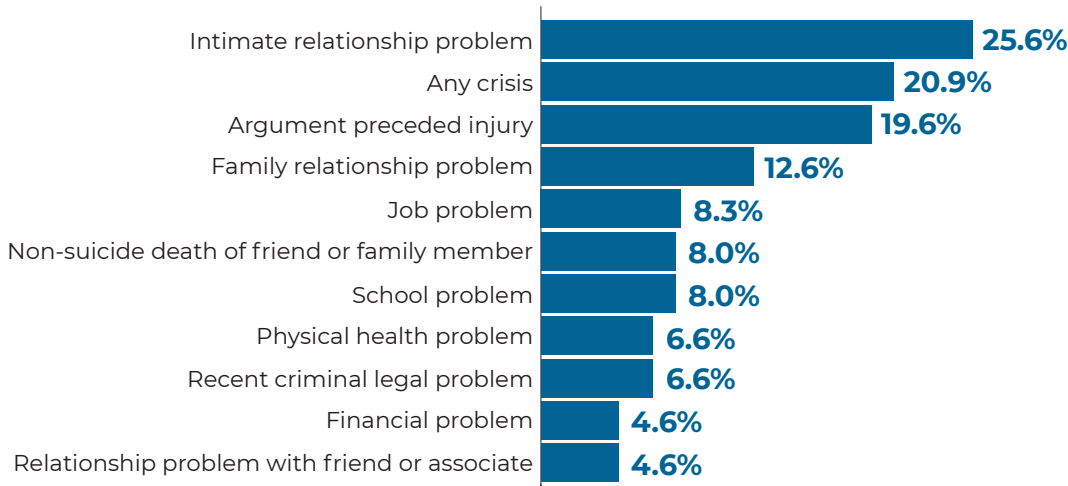
**45.2%** of youth suicide victims had a previously diagnosed mental health problem such as depression or anxiety.



SC VDRS, 2016-2018

## Circumstances Leading to Suicides Among Youth Aged 10–24

Percent



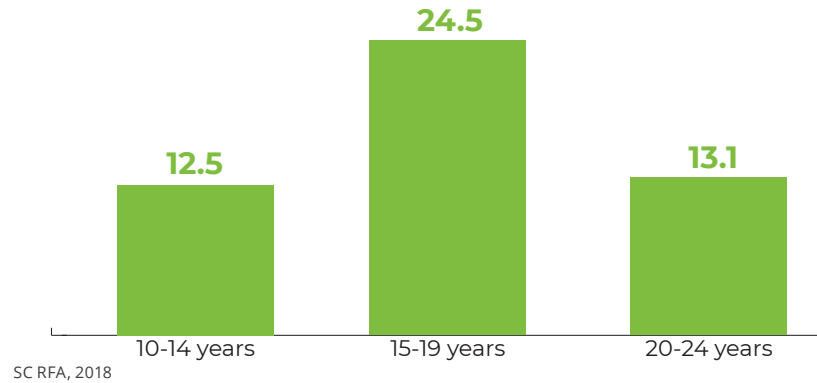
The most common problem prior to a youth suicide was an **intimate relationship problem**.

SC VDRS, 2016-2018

# NONFATAL YOUTH SUICIDE ED VISITS & HOSPITALIZATIONS

## Nonfatal Youth Suicide Emergency Department Visits

Rate per 100,000 population

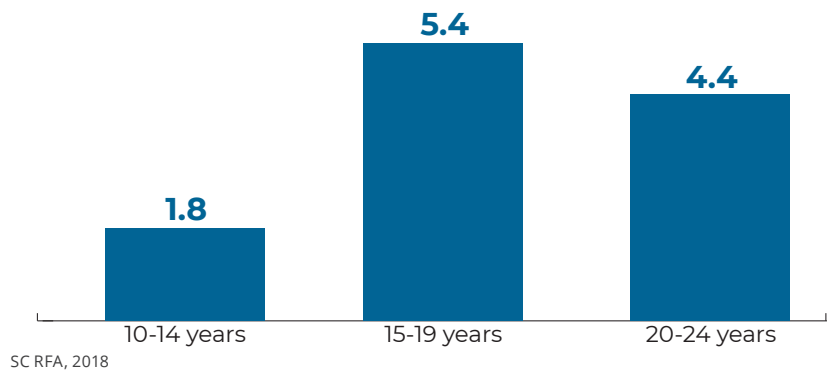


**24.5 youths** aged 15–19 per 100,000 visited the emergency room for attempted suicide in 2018.

## Nonfatal Youth Suicide Hospitalizations

Rate per 100,000 population

**5.4 youths** aged 15–19 per 100,000 were hospitalized for attempted suicide in 2018.



**\$16,262,244**  
Emergency Department Visits



**\$9,402,271**  
Hospitalizations

Total charges for attempted youth suicide totaled over **25 million** in emergency department visits and hospitalizations in 2018.

## DATA CONSIDERATIONS/ LIMITATIONS SCVDRS

The SC Violent Death Reporting System (SC VDRS) combines data from various sources to identify known stressors and events that have contributed to the suicide of youth in our state.

- SCVDRS data includes all youth ages 10-24 who fatally injured themselves within South Carolina whether they were South Carolina residents or not. South Carolina resident youth who fatally injured themselves outside of South Carolina are not included in this report.
- Known circumstances leading to the suicide event are subject to the knowledge of family members, friends, and others who report to coroners and law enforcement during investigations.
- Youth who died by suicide may differ by demographic profile, circumstances, or use of methods from youth who survived a suicide attempt.

### SOURCES:

SCVDRS, 2016-2018; SC RFA, 2018, CDC WISQARS, 2009-2018.