

SCSL Digital Collections

Internal audit report : gap analysis - SCDOT human resource management controls

Item Type	Text
Publisher	South Carolina State Library
Rights	Copyright status undetermined. For more information contact, South Carolina State Library, 1500 Senate Street, Columbia, South Carolina 29201.
Download date	2024-10-15 19:48:03
Link to Item	https://dc.statelibrary.sc.gov/handle/10827/33253

INTERNAL AUDIT REPORT

2019

GAP ANALYSIS – SCDOT HUMAN RESOURCE MANAGEMENT CONTROLS



Picture by Rawpixel



SOUTH CAROLINA OFFICE OF THE STATE AUDITOR

**INTERNAL AUDIT
SERVICES**

August 19, 2019

1 EXECUTIVE SUMMARY

GAP ANALYSIS – HUMAN RESOURCE MANAGEMENT CONTROLS

OBJECTIVE:

To facilitate with SCDOT Management the development of:

- A gap assessment of current conditions as compared with DIS-200 controls
- A listing of prioritized gaps using a risk-based approach
- Remediation actions for priority gaps meeting a defined threshold

BACKGROUND:

- State agencies are required to implement a set of 342 mandatory security controls commonly referred to as “DIS-200”.
- SCDOT has had a system of information security controls in place and has been incorporating the DIS-200 requirements since its release.
- Until DIS-200 controls are fully implemented, SCDOT will be exposed to unacceptable risks in maintaining data confidentiality, integrity, and availability.
- There are 342 DIS-200 controls which are categorized by 13 control families. We will perform the gap analysis and issue a report for each control family.
- This report focuses on the Human Resource Management Control Family which has 10 controls.

RESULTS:

- Of the 10 controls, no priority gaps were identified for remediation.
- No observations were noted.

C CONTENTS

	<u>Page</u>
1 Executive Summary	1
2 Foreword	3
3 Internal Auditor's Report	4
4 Engagement Overview	
4.1 Background	5
4.2 Objective	5
4.3 Scope	5
4.4 Approach	5
4.5 Control Families	6
4.6 Overall Engagement Progress	8
5 Gap Analysis Results	
5.1 Human Resource Management Controls	9

2 FOREWORD

AUTHORIZATION

The South Carolina Office of the State Auditor established the Internal Audit Services division (IAS) pursuant to South Carolina Code Section 57-1-360 as revised by Act 275 of the 2016 legislative session. IAS is an independent, objective assurance and consulting function designed to add value and improve the operations of the South Carolina Department of Transportation (SCDOT). IAS helps SCDOT to achieve its objectives by bringing a systematic, disciplined approach to evaluating the effectiveness of risk management, internal control, and governance processes and by advising on best practices.

STATEMENT OF INDEPENDENCE

To ensure independence, IAS reports administratively and functionally to the State Auditor while working collaboratively with SCDOT leadership in developing an audit plan that appropriately aligns with SCDOT's mission and business objectives and reflects business risks and other priorities.

REPORT DISTRIBUTION

This report is intended for the information and use of the SCDOT Commission, SCDOT leadership, the Chairman of the Senate Transportation Committee, the Chairman of the Senate Finance Committee, the Chairman of the House of Representatives Education and Public Works Committee, and the Chairman of the House of Representatives Ways and Means Committee. However, this report is a matter of public record and its distribution is not limited.

ACKNOWLEDGEMENT

We wish to thank members of management and staff in the Information Technology Services Division for their cooperation in assessing risks and developing actions to improve internal controls and enhance operating performance.

LEAD AUDITOR

Todd Wilkins, CEH, ECIH,
CISA, CRISC, CISM, CPM
Senior Manager
Specializing in Information Technology

REVIEWER

Wayne Sams, CPA
Director of Internal Audit Services



3 INTERNAL AUDITOR'S REPORT

August 19, 2019

Ms. Christy A. Hall, Secretary of Transportation
and
Members of the Commission
South Carolina Department of Transportation
Columbia, South Carolina

We have completed a gap analysis of the South Carolina Department of Transportation's (SCDOT's) Human Resource Management Controls promulgated by the State of South Carolina SCDIS-200 Security and Privacy Standards (DIS-200). Human Resource Management is one of thirteen control families within DIS-200. We are issuing separate reports upon completion of fieldwork for each control family.

The objective of this assessment was to contribute to the improvement of risk management by evaluating SCDOT's exposure to risks and the controls designed by Management to manage those risks. Our analysis included the following aspects:

- Facilitating Management's assessment of gaps in the Agency's implementation of DIS-200
- Facilitating Management's prioritization of gaps using a risk-based approach
- Collaborating with Management on the development of priority gap remediation actions.

The results of our analysis are included in the *Gap Analysis Results* section beginning on page 9.

We planned and performed the engagement with due professional care in order to obtain sufficient, appropriate evidence to provide a reasonable basis for our analysis. No observations were noted.

George L. Kennedy, III, CPA
State Auditor

4 ENGAGEMENT OVERVIEW

4.1 BACKGROUND

The South Carolina Department of Administration (Admin) created the Division of Information Security (DIS) in response to the South Carolina Department of Revenue's 2012 data breach. Subsequently, the State enacted legislation to help regulate State agencies' security posture. DIS promulgated a set of 342 mandatory security controls in its SCDIS-200 Security and Privacy Standards commonly referred to as "DIS-200". SCDOT has had a system of information security controls in place and has been incorporating the DIS-200 requirements since its release. In 2016, the Agency provided to Admin a plan of action for implementing DIS-200. The Agency continues to implement the full set of DIS-200. Until DIS-200 controls are fully implemented, SCDOT will be exposed to significant risks in maintaining data confidentiality, integrity, and availability.

4.2 OBJECTIVE

Our engagement objective is to facilitate with Management the development of:

- A gap assessment of current conditions as compared with DIS-200 controls
- A listing of prioritized gaps using a risk-based approach
- Remediation actions for priority gaps meeting a defined threshold

4.3 SCOPE

There are 342 DIS-200 controls which are categorized by 13 control families. We will perform the gap analysis and issue a report for each control family.

4.4 APPROACH

Ranking the 13 Control Families: We collaborated with Information Technology Services (IT) to rank the order of control families by which we would perform the gap analysis. We used two scoring factors: levels of importance and levels of urgency. For any score ties, we used a third factor: IT staff availability for the gap assessment since this would enable faster completion.

Ranking Controls within a Family: For each control family, collaborative review conferences were scheduled with IT staff to determine the significance of risks managed by each control and the stage of control implementation. The following scales were used:

Risk Exposure Range

Extreme
High
Medium-High
Medium
Medium-Low
Low
Minimal

Stage of Implementation

Fully
Nearly
Partially
Planning
Non-Existent
Compensating*

*Compensating means the Agency implemented a different control with a similar control objective due to lower complexity or cost. Compensating controls were not identified as gaps for the purpose of our analysis.

Gap Threshold for Mitigation: The volume and nature of DIS-200 controls make implementation time-consuming and resource-intensive. While it is the Agency’s intent to address all gaps over time, this engagement is designed to drive resources to gaps that could have the greatest risk impact to the Agency. Accordingly, gaps that meet both of the following threshold criteria using the above scales were addressed in this engagement:

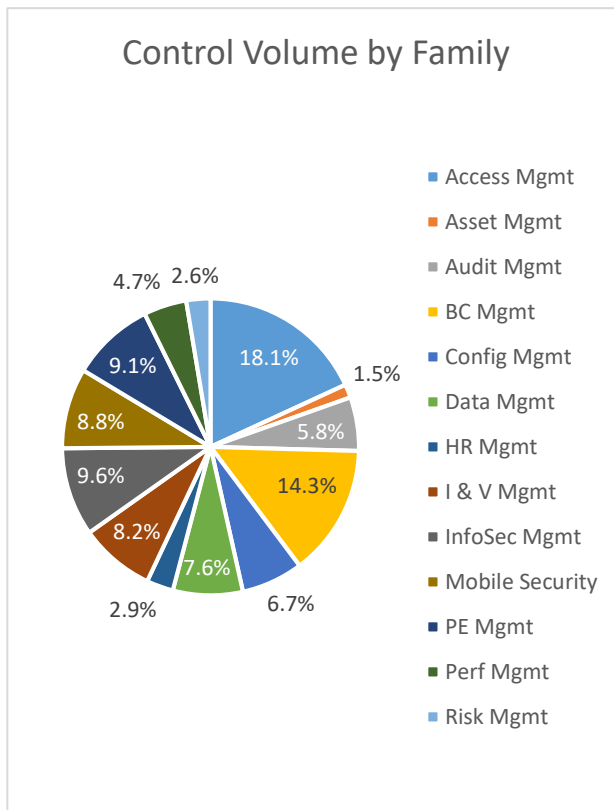
1. Risk scores of Medium-High, High, or Extreme, and
2. Implementation level of Compensating, Nonexistent, Planning or Partially

4.5 CONTROL FAMILIES

The 342 DIS-200 controls are grouped into thirteen families listed below in ranked order of urgency and importance:

1. **Access Management** – Includes activities for limiting/preventing unauthorized access by providing authorized means to grant and permit legitimate and approved access to Agency resources. Control count: 62.
2. **Incident and Vulnerability Management** – Includes activities for identifying, monitoring, resolving, and preventing disruptive events within the scope of technology services. Control count: 28.
3. **Information Security Management and Administration** – Includes the roles, responsibilities, functions, policies, and procedures to support the security program. Control count: 33.
4. **Data Management** – Includes activities for identifying and safeguarding data in accordance with its value and sensitivity categorization. Control count: 26.
5. **Physical & Environmental Security Management** – Includes activities for establishing a safe and secure location and atmosphere for technical and data assets such as securing perimeters and uninterrupted power supply (UPS). Control count: 31.

6. **Risk Management** – Includes activities for identifying, documenting, and responding to potentially adverse or beneficial happenings. Control count: 9.
7. **Asset Management** – Includes activities for identifying, documenting, and reconciling inventories of IT assets such as data, documentation, services, software, and hardware. Control count: 5.
8. **Configuration Management** – Includes activities for establishing a well-defined security baseline and progressing the IT environment from one secure baseline to the next. Control count: 23.
9. **Business Continuity Management** – Includes activities for planning and testing for permanency should an adverse event occur which disrupts IT services. Control count: 49.
10. **Human Resource Management** – Includes activities for recruiting and retaining skilled security minded professionals. Control count: 10.
11. **Mobile Security Management** – Includes activities for defining and establishing a secured mobile environment such as procedures for handling lost or stolen devices. Control count: 30.
12. **Performance Management** – Includes activities for baselining performance and improving performance based on selected metrics. Control count: 16.
13. **Audit (Log) and Compliance Management** – Includes activities for documenting and reviewing events which occur within an information system. Control count: 20.



4.6 OVERALL ENGAGEMENT PROGRESS

Status: **On Schedule**

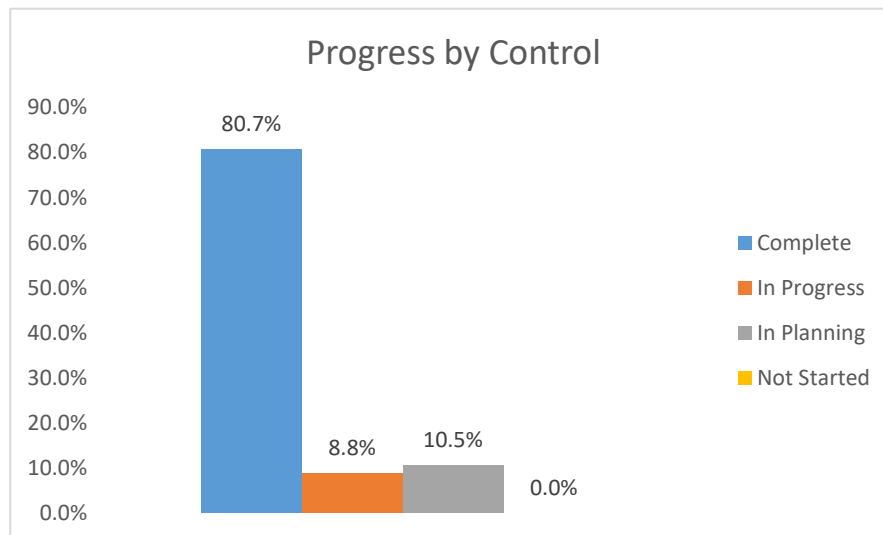
The overall engagement encompasses the 13 control families and each will be reviewed and reported on in the order shown in Section 4.5 above. The graph below shows which families have been through the evaluation process, currently under review, currently in planning, and those not yet started.

Overall Engagement Progress through August 19, 2019 (date assessment was completed for this control family):



- Complete – 76.9%
- In Progress – 7.7%
- In Planning – 15.4%
- Not started – 0%

The control families have a wide control count range thus a more precise way to view project completeness is by control count. After evaluating the current control family, we have analyzed 80.7% of all DIS-200 controls.

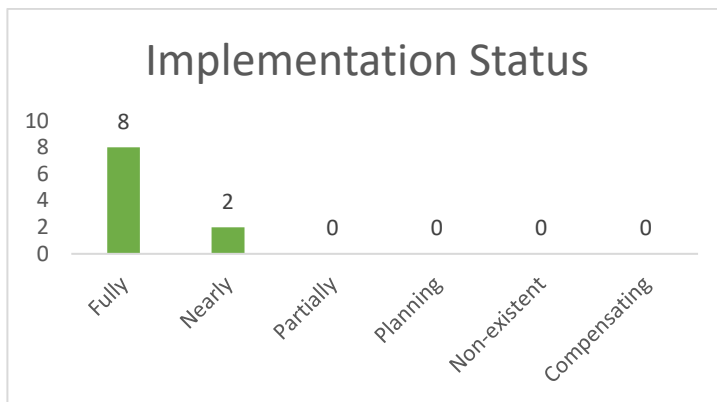
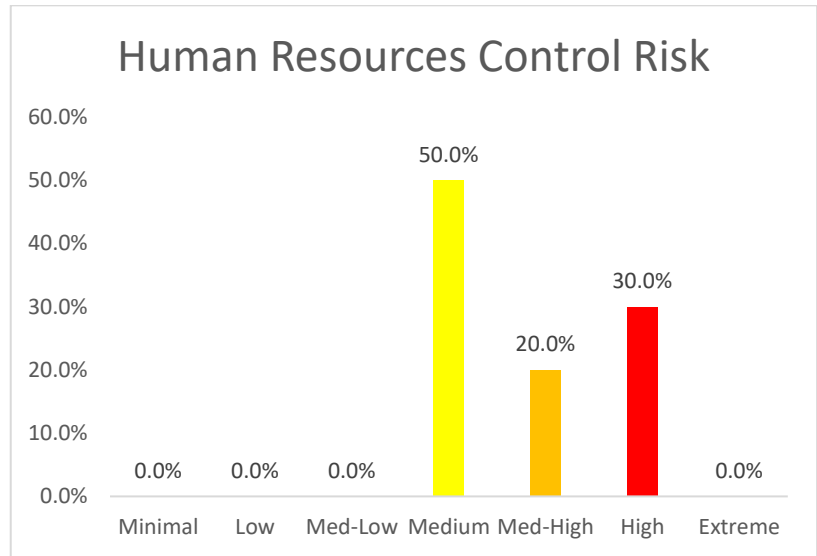


5 GAP ANALYSIS RESULTS

5.1 HUMAN RESOURCE MANAGEMENT CONTROLS

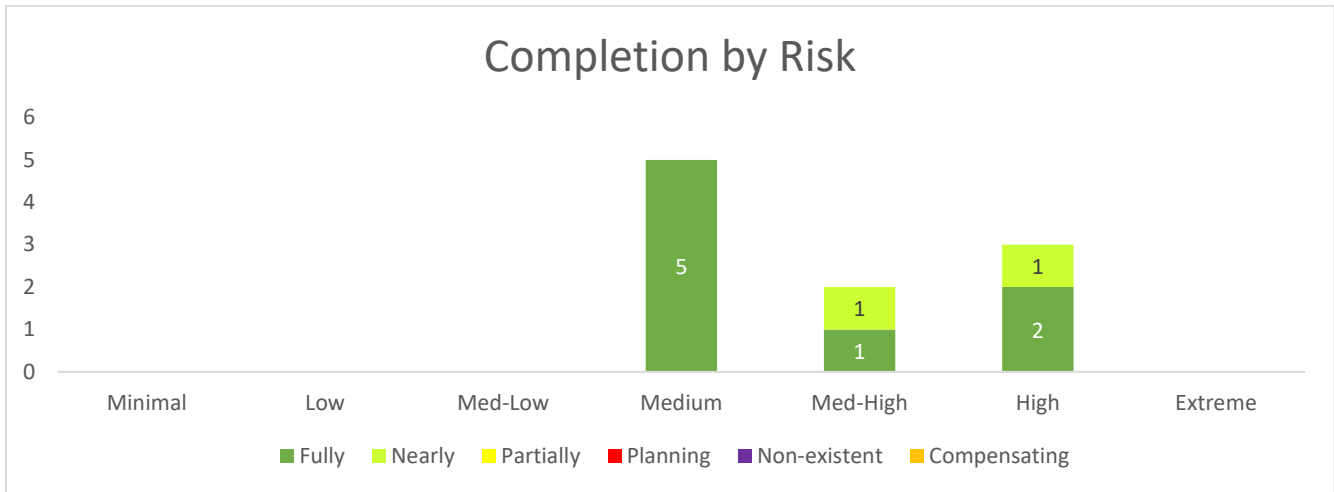
Control Family Purpose: To recruit and retain skilled security minded professionals.

Inherent Risk Assessment: The chart to the right illustrates that half of the inherent risk for these ten controls falls between medium-high and extreme. It should be noted that inherent risk doesn't take into consideration the implementation of a control – only the risk that is present for operating in the current environment. Although this control family only accounts for less than 3% of the controls, this family of controls helps determine the Agency's ability to recruit and retain security program staff.



Implementation Status Assessment: As shown in the graph to the left, SCDOT has sufficiently implemented the ten Human Resource Management controls. All of the controls are either fully or nearly implemented.

Inherent Risk and Implementation Status Combined: The following graph shows the control risk by columns. Each column is banded by a color to show the implementation status within the band. The number is the control count for the level of completeness for each risk level column.



No control was identified meeting the threshold of incompleteness with substantial risk scores (Med-High and High columns); therefore no gap remediation was required and no observations were written. Comparing the controls completeness score in relation to risk levels, we concluded that IT has invested its resources (time, budget, etc.) on implementing controls with the highest impact by risk.