

Traveling to a
Pickens County School
Near You!



THE PICKENS COUNTY
**TRAVELING
TRASH BASH**



Provided by the
Pickens County
Solid Waste Department
2047 Old Liberty Rd., Liberty, SC 29657

(864) 850-7092
www.co.pickens.sc.us

You're going to learn a ton about how recycling can help our environment and make the world a better place to live. But how can you help? Below is a list of ways you and your family can help to save the environment by recycling and conserving water and energy.

HOW YOU CAN HELP AT HOME

- Set up special trash cans for cans, bottles and paper to start recycling.
- Turn off the water when brushing your teeth.
- Hang out your clothes to dry in the summer.
- Walk instead of using a car for traveling short distances.
- Use products made from recycled goods.
- Reuse grocery bags.
- Make a compost pile or worm compost system.
- Pick up litter on your street.
- Plant a flower garden.
- Reduce or eliminate home use of non-biodegradable cleaning products such as chlorine bleach.



After you and your family decide to start a “help at home” Trash Bash project – either by one of the methods above or another idea you come up with – complete the form below and return it to your teacher. **Any class with 100 percent participation wins an ice cream party.**

MY 'TRASH BASH' PLEDGE

Name: _____

Teacher: _____

School: _____

Trash Bash Plan(s): _____


Parent's Signature: _____

Date: _____


Bring this signed form back to your teacher to help your class win an ice cream party!

MEET THE RECYCLE GUYS!

Milk Jug Guy is a natural leader. With this booklet, he and his friends will be teaching you how to recycle and help the environment. By recycling, you can help to make this world a better place for you and your family to live!



Newspaper Guy is the team's expert on recycling! He will give you fun facts about recycling as well as teach you how you can make your own recycled paper. Newspapers are some of the easiest items to recycle and Newspaper Guy can't wait to be recycled.



Battery Guy is the team motivator. He really knows how to get your recycling juices flowing. Battery Guy also is the best composter of the bunch. He can teach you all about composting and show you how to start your own home compost pile to help the environment!



Plastic Bottle Guy just loves rocking to pop music while recycling. He loves helping you satisfy your thirst for drinks and knowledge. Plastic Bottle Guy has learned all there is to know about water conservation and is going to teach you how you can help.




Tire Guy just "re-TIRE-d" from his job after 50,000 miles of travel on a Pickens County school bus. Even after years of service, he still isn't tired of recycling. Tire Guy knows all about helping the environment. Now that he has retired, he loves rolling around South Carolina helping to make our home a nicer place to live.



Dottie Bottle comes from a big family – 12 in all! She has NINE little brothers! So she knows how important it is to control trash and litter. Recycling cans, paper, bottles and more can help reduce landfills and protect our planet for all of Dottie Bottle's younger brothers.



Can Guy is brand new to the recycling team. Like Dottie Bottle, he comes from a big family, too. Can Guy knows all about erosion and stormwater pollution. Cans like Can Guy can be recycled into so many different things. He can't wait to see what he will be "rein-CAN-ated" as next.



REDUCE! REUSE! RECYCLE!

Recycling is important in helping the environment. It is a way of separating certain waste materials and making them into new materials and products. This helps the environment by reducing waste in landfills. If we can reuse our trash, we can help keep our Earth clean.



ACTIVITY 1: MAKE YOUR OWN RECYCLED PAPER

MATERIALS:

- Two Sheets of Used Paper
- A Blender
- A Bucket of Water
- A Small Mesh Screen

STEPS:

1. Soak paper in a bucket of water.
2. Put paper into a blender with some water.
3. Spread the blended paper over one side of the mesh screen.
4. Squeeze excess water from the screen.
5. Let the paper dry.




GARBAGE FACTS

- Seven million trees are cut down every year just to make paper towels.
- The average family uses seven trees worth of paper each year.
- Paper products make up 40 percent of our trash.



A-MAZE-ING!

Drive the recycling truck to the recycling bin.



ACTIVITY 2: TEST YOUR RECYCLING KNOWLEDGE

1. Which of the following can be recycled or composted?
a. paper b. apple c. glass d. all the above
2. What percent of our garbage is paper?
a. 20% b. 40% c. 60% d. 80%
3. If a bath uses 37 gallons of water, and a 10-minute shower takes 50 gallons, what length shower could you take to use less water than a bath?
a. 7 minutes b. 8 minutes c. 9 minutes d. 10 minutes
4. Which country in the world produces the most trash?
a. Canada b. China c. Germany d. United States

WHAT IS COMPOSTING?

Composting is when yard waste and food scraps – like leaves, fruit and egg shells – rot over time. After a while, this rotting stuff becomes really good soil for you to use when you plant things. By composting, you're putting nutrients back into the ground and that helps plants grow.



THE BENEFITS OF COMPOSTING

- Compost can hold almost twice its weight in water which means that composted soil doesn't dry out quickly. It won't require as much watering and is chemical free.
- Compost can stretch the growing season by allowing vegetables to be grown earlier and later into the year.

DID YOU KNOW?

Over 30 percent of all trash can be composted. Compost can replace fertilizer and it's free!



A COMPOSTING WORM'S DIET

LIKES:

- Vegetable and Fruit Scraps
- Coffee and Tea Grounds, Filters and Bags
- Fallen Leaves
- Stale Cake and Bread Crumbs
- Cooked Grains and Cereals

DISLIKES:

- Dairy Products
- Fatty or Oily Foods
- Meat, Fish and Bones
- Pet Wastes
- Nonbiodegradable Items (like plastic, rubber and rocks)

MAKE YOUR OWN WORM COMPOSTING BIN!

Making and taking care of worm composting bins can be fun and helpful. You can help the environment by recycling food scraps and making lots of rich compost to help your garden or houseplants grow. Worm bins let you compost all year long!

Have an adult help you build your compost bin.

STEPS:

1. Have an adult help you poke holes near the bottom of your container to let air in and water out. Space your holes evenly.
2. Put wet, shredded newspaper in the container until it is about three-quarters full. The newspaper should be completely soaked through, but there should be no extra water in the bottom of the container.
3. Add a handful of sand or garden soil. This will help your worms digest all the scraps you add to your bin.
4. Add the worms. Usually 50 to 100 worms are enough to start. Red wiggler worms work best. Your worms will multiply if you feed them regularly.
5. Put a small amount of food scraps (try banana peels) in one corner underneath some newspaper for your worms to eat and compost. See how long it takes your worms to break it down. Place your food scraps in a different spot each time.
6. Cover your bin (worms like the dark) but make sure that the newspaper does not dry out.
7. Feed worms compost materials regularly.

MATERIALS

- A Large Rectangular Container (A 3-gallon plastic trash can works best.)
- A Screwdriver or Knife
- Shredded Newspaper
- Water
- A Handful of Sand or Garden Soil
- 50 to 100 Worms
- Food Scraps



TURN OFF THE WATER!

Water is one of the most important natural resources on our planet. All living things need water to live.

Conserving water should be one of your top priorities. That means not wasting water.

WATER USAGE FACTS


- The average American uses 140 to 170 gallons of water every day.
- One toilet flush uses 6.5 gallons of water.
- We use about 1 to 2 gallons of water when we brush our teeth.
- The average bath takes 37 gallons of water while a 10-minute shower takes 50 gallons.
- Americans drink 110 million gallons of water each day.



WATER CONSERVATION TIPS


Here are a few ways to help.

- Flush the toilet only when necessary.
- Turn the water off while brushing your teeth.
- Take shorter showers.
- Turn off and repair dripping faucets.
- Wash your car at a car wash or use a bucket.




COLOR THE PICTURES!

Choose the picture that shows how you can save water instead of wasting water and then color it!




LETTING THE WATER RUN

OR




TURNING OFF THE WATER

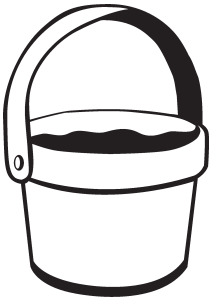


TAKING A SHORT SHOWER

OR




FILLING THE BATHTUB



FILLING A BUCKET WITH WATER TO WASH A CAR

OR



USING A HOSE TO WASH THE CAR

LET'S BEAUTIFY!

Beautification means to improve the environment by keeping it clean with such daily tasks as recycling, composting, and trash disposal. It can also include planting trees and plants that help our air, water and land.

HELP TO BEAUTIFY OUR STATE!

In the picture below there are five things that can either be recycled or reused to help make South Carolina beautiful. See if you can find them all.



WAYS TO BEAUTIFY THE ENVIRONMENT

- Plant trees.
- Don't litter.
- Pick up trash.
- Plant a garden.
- Make a compost pile.
- Recycle.
- Walk when possible.
- Encourage others to participate.
- Carpool.
- Landscape with flowers.

BEAUTIFICATION WORD SEARCH

We should all care for the environment and make it more beautiful. See how many words dealing with beautification you can find!



- | | | | |
|--------------|---------|----------------|----------------|
| Bottles | Erosion | Paper | Soil |
| Beautify | Family | Pickens County | South Carolina |
| Compost | Friends | Recycle | Walks |
| Conservation | Future | Trash Bash | Worms |
| Earth | Garden | Trees | |
| Environment | Litter | Save the World | |

LITTERING IS AGAINST THE LAW!

Littering is against the law in South Carolina. Learn more at <http://palmettopride.org/enforcement/sc-litter-laws/>.

Litter is anything that should be put in a trash can or recycle bin but instead ends up in places it doesn't belong like playgrounds, sidewalks, soccer fields or lakes.

Controlling litter is vital to keeping our environment beautiful. Do your part – don't litter and pick it up when you see it.

Louie the Lion is the mascot for PalmettoPride – South Carolina's Litter Prevention Organization. Learn more at www.palmettopride.org. Color this picture of Louie.



DON'T LITTER! RECYCLE!

- Recycling one aluminum can saves enough energy to run a TV for three hours – or the equivalent of a half-gallon of gasoline.
- It takes 500,000 trees just to produce the Sunday paper. If every American recycled just one-tenth of their newspapers, we would save about 25 million trees a year.
- Americans use 2.5 million plastic bottles every hour!
- Every month, we throw out enough glass bottles and jars to fill up a giant skyscraper. All of these jars are recyclable!
- The United States is the No. 1 trash-producing country in the world at 1,609 pounds per person per year. This means that 5 percent of the world's people generate 40 percent of the world's waste.

HOW LONG DOES LITTER LAST?

The groundhog found a lot of litter when he dug his tunnel. Help him find his way through this maze of litter to his bed.



What did you see along the way that may hurt the groundhog? Litter hurts everyone – **EVEN OUR PETS AND WILD ANIMALS.**

PREVENT SOIL EROSION!

Soil erosion occurs when dirt is carried off by water or wind and ends up in a stream or at the bottom of a lake.

Erosion removes valuable top soil used in farming. Stormwater pollution occurs when pollutants such as fertilizers, pesticides, dirt, pet waste, soap or oil are carried into streams and rivers by rainwater runoff.

THINGS YOU CAN DO TO REDUCE STORMWATER POLLUTION

- Put trash into trash cans.
- Wash your car at a car wash.
- Use gutters and rain spouts to redirect rain into the grass of your lawn, or use a rain barrel.
- Use pine straw, gravel or other natural materials for landscaping so water soaks into the ground.
- Scoop up pet waste and put it into trash cans. Fifteen tons of pet waste flow into the ocean every day and pet waste contains bacteria.
- Water your lawn only when necessary and put a nozzle on your hose.
- Water your lawn in the early morning – not in the heat of the day when the water will evaporate.
- Use compost to fertilize your lawn instead of chemicals.
- If you wash your car at home, wash it on the grass or on gravel rather than on the street or on the driveway. Use biodegradable soap sparingly.
- Compost leaf, grass and lawn clippings. Do not sweep or blow them onto the street.

Remember, try to reduce or avoid adding things like bleach or cleaning chemicals to the water and sewer system. They are difficult and expensive to remove during water treatment.

ABOUT THIS BOOKLET ...

The booklet is a compilation of information gathered from various websites listed below and from materials contributed by students in Dr. Morgan Gresham's Clemson University English 314 Class.

- The cover artwork was provided by S.C. Department of Health and Environmental Control (DHEC), www.scdhec.gov.
- The Groundhog Maze was provided by Pennsylvania Cleanways, www.pacleanways.org/kids_website/temp_puzzlesandgames.html.

THE TRAVELING TRASH BASH PARTNERSHIP

The Traveling Trash Bash is brought to your school by:

- **The Pickens County Beautification and Environmental Advisory Committee;**
- **Pickens County Council;**
- **The Pickens County Recycling Department;**
- **The Pickens County Stormwater Department;**
- **Pickens County Department of Public Works;**
- **Pickens County Sheriff's Office;**
- **Pickens County Stormwater Partners;**
- **PalmettoPride;**
- **Clemson University Parks, Recreation and Tourism Management Students and Staff;**
- **DHEC's Office of Solid Waste Reduction and Recycling;** and
- **Team Green Pickens County.**



FUNDED BY



LITTER BUSTERS HOT LINE

If you see someone litter, call the Pickens County Sheriff's Office at **(864) 898-5500**, call the PalmettoPride Litter Busters Hot Line at **1-877-8LITTER** or visit its website at www.palmettopride.org. Report the license plate number, make and model of vehicle and where the littering occurred.

