

CDC's Critical Congenital Heart Defects (CCHD)

- Aortic Stenosis
- Coarctation of Aorta
- Double Outlet Right Ventricle
- D-Transposition of the Great Arteries
- Ebstein Anomaly
- Hypoplastic Left Heart Syndrome
- Interrupted Aortic Arch
- Pulmonary Atresia (with intact septum)
- Single Ventricle (Common Ventricle)
- Total Anomalous Pulmonary Venous Return (TAPVR)
- Tetralogy of Fallot
- Tricuspid Atresia
- Truncus Arteriosus

Cyanotic vs. Acyanotic CCHDs

Cyanotic CCHDs are detected by low pulse oximetry. Acyanotic CCHDs are more likely to be detected by a murmur or other symptoms if they are missed by prenatal imaging.

Resources



Critical Congenital Heart Defect (CCHD)

Screening and Detection



What are Critical Congenital Heart Defects?

- Conditions that are present at birth that affect heart structure and function.
- Lead to low levels of oxygen.
- *May be identified by pulse ox screening.*
- Require surgery or other treatments in the 1st year of life.

Detection

Prenatally

Complete H&P examination for history of congenital heart defects. Does mom have other pregnancy complications that increase risk of a CCHD?

Dx: Fetal ultrasounds by Sonographers/OBs and fetal echocardiograms.

At Birth-Discharge

Complete H&P examination. Signs and symptoms may present early.

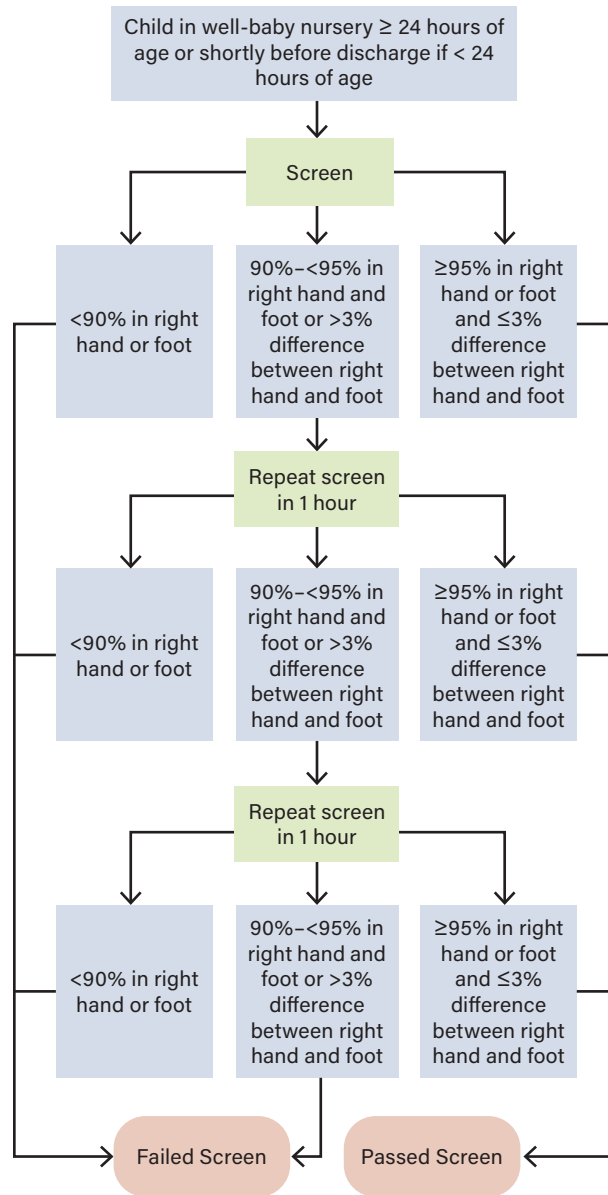
Dx: Bedside test via pulse oximetry and echocardiogram.

After Discharge

Presents with signs and symptoms at well child visits or other outpatient settings.

Dx: Echocardiogram

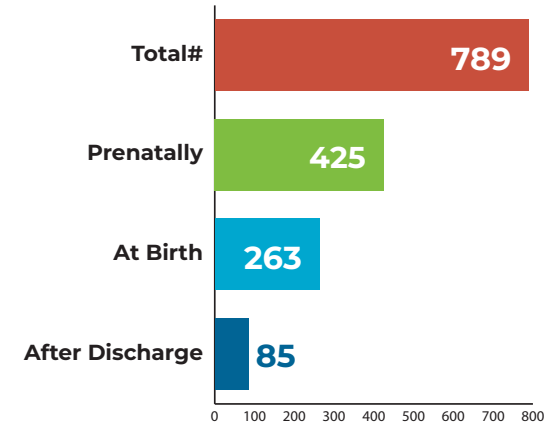
AAP Pulse Ox Screening Guide



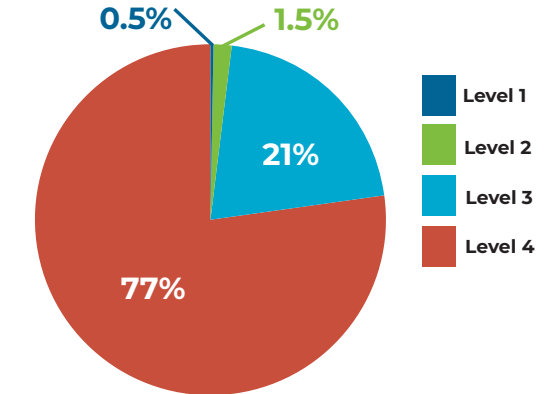
* Failed Screen warrants further testing and evaluation with an echocardiogram. All CCHDs are not detected by pulse ox screening, so there is possibility of a CCHD result with a Pass screen

SC and Congenital Heart Defects 2014-2021

CCHDs Identified



Prenatal Dx by SC Birthing Facility



Next Steps

Care continues across the lifespan of those diagnosed with CCHDs to stay as healthy as possible. Continued support from stakeholders is necessary to ensure that the community and clinicians are aware of CCHDs and that early intervention is the key to improve outcomes and decrease mortality.