




Facts for the Year 2017-2018

Empowering individuals. Changing lives. Reshaping communities.





Greenville Technical College transforms students' lives and helps our community thrive by providing a world-class, affordable education to students and building an educated, engaged workforce committed to life-long learning.

Strategic Imperatives

- **Teaching and Learning**
The college provides an engaging learning environment anticipating and responding to community and student's diverse needs.
- **Student Access and Success**
The college enhances student's progression toward their goal through innovative practices, processes and policies.
- **Employee Development**
The college supports the development of professional, knowledgeable, and high-performing employees, encouraging informed risk taking and implementing employee-driven ideas.
- **Operational Excellence and Accountability**
The college ensures operational and service excellence by exceeding customer expectations.
- **Community Engagement**
The college operates as a catalyst in the community to meet the changing needs of employers and the environment.

Service Excellence Philosophy

Greenville Technical College creates economic security by transforming lives through access to services that consistently surpass student and business expectations. Good service is an expectation. GREAT service creates loyal customers who recommend GTC to their family and friends. Service that SURPASSES expectations is what we strive to achieve at GTC.

Accreditation

Greenville Technical College is accredited by the Southern Association of Colleges and Schools Commission on Colleges to award certificates, diplomas, and associate degrees. Contact the Southern Association of Colleges and Schools Commission on Colleges at 1866 Southern Lane, Decatur, Georgia 30033-4097 or call (404) 679-4500 for questions about the accreditation of Greenville Technical College.

GTC has Greenville County covered.

- 1. Barton Campus**
506 S. Pleasantburg Drive
Greenville, SC 29607
- 2. Benson Campus**
2522 Locust Hill Road
Taylors, SC 29687
- 3. Brashier Campus**
1830 West Georgia Road
Simpsonville, SC 29680
- 4. Center for Manufacturing Innovation**
575 Millennium Boulevard
Greenville, SC 29607
- 5. Northwest Campus**
8109 White Horse Road
Greenville, SC 29617
- 6. Admissions and Registration Center**
225 South Pleasantburg Drive
Greenville SC 29607
- 7. Buck Mickel Center**
216 South Pleasantburg Drive
Greenville SC 29607
- 8. McKinney Regional Automotive Technology Center**
227 North Pleasantburg Drive
Greenville, SC 29607
- 9. Transportation Hub at SCTAC**
915 Perimeter Road
Greenville, SC 29605



Greenville Technical College's newest training facility at the Transportation Hub at SC TAC.



GTC at a glance



\$5,000*

Savings Compared to 4-Year Colleges



92%

Licensure Pass Rate



84%

Quick Jobs Completion Rate



87%

Graduate Placement Rate



357

Companies Served in Greenville County by Economic Development & Corporate Training (EDCT) Division

**per semester*

\$417.2 million

Total Impact to Greenville County in One Year

GTC graduates earn more than **40%** higher annual incomes than those with just high school diplomas.

Over a working lifetime, this means about **\$540,000 more** in personal income (associate degree vs. high school diploma).

For every \$1 of public money spent on GTC, **taxpayers receive a cumulative return** of \$5.50 over the course of students' working lives in the form of higher tax receipts and public sector savings.

Visit GTCROI.com for more information.

Full-year enrollment (annualized 2017-18 academic year)

Credit students = 15,720
Non-credit = 9,581

Credit students – Fall 2017
Total headcount = 11,790

Average age = 24.6 years old
% of students receiving FA = 74 %
Student to faculty ratio for Fall 2017 = 16 to 1

Quick Jobs registrations for Fall 2017 = 789
EDCT contact hours for Fall 2017 = 105,857

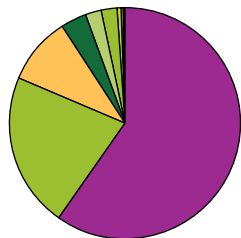
Fall 2017 to Spring 2018 persistence rate = 73 %
Fall 2016 to Fall 2017 retention rate = 54 %

Enrollment Status

Part-Time – 59% Full-Time – 41%

Gender

Female – 60% Male – 40%



Race/Ethnicity

White – 60%
Black/African American – 22%
Hispanic – 10%
Two or more races – 3%
Unknown – 2%
Asian – 2%
Non-Resident Alien – >1%
American Indian/Alaskan Native – >1%
Native Hawaiian/Pacific Islander – >1%

2017-18 graduates by award type:

- Degree = 1,335
- Diploma = 62
- Certificate = 687

Total = 2,084

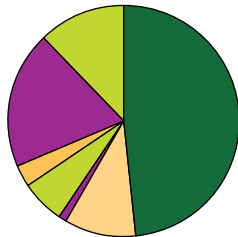
Top five Greenville County high schools with graduates enrolling at GTC directly following spring graduation – Fall 2017

- Hillcrest High School
- Mauldin High School
- Wade Hampton High School
- Woodmont High School
- Riverside High School



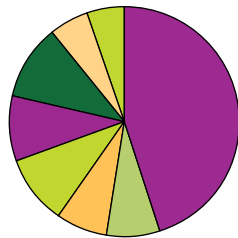


Financial Information – 2017-18



Revenues by sources

Tuition and Fees = 48%
 Federal Grants and
 Contracts = 10%
 State and Local Grants
 and Contracts = 1%
 Auxiliary = 6%
 Other Income = 3%
 State Allocation and
 Appropriations = 19%
 County Appropriations = 12%



Expenditures as a percent of total by function

Instructional = 45%
 Academic Support = 8%
 Student Services = 7%
 Operation and Maintenance
 of Plant = 10%
 Institutional Support = 9%
 Scholarships = 11%
 Auxiliary Enterprises = 5%
 Depreciation = 5%



