



South Carolina Domestic Violence Fatality Report

Silent Witness Statistical Report on Victims of Domestic Murder from 2023

Amanda Branham
October 1, 2024

Report on Domestic Murder Victims from 2023

ALB
10-1-2024

This year's ceremony will mark the twenty-seventh anniversary of Silent Witness.

In 2023, there were a total of 30 people murdered by a household member, according to the South Carolina¹² definition. Of those 30 people, 24 were women, constituting 80 percent of the total, and 6 were men, constituting 20 percent of the total.

The demographics of the victims were as follows: 33 percent were White, 63 percent were African American and 4 percent of victims identified as Hispanic/Latino. The average age of these victims was 38 years old.

The Office of the Attorney General, through its VAWA program, collected the data by contacting every sheriff's office, coroner's office, police department and solicitor's office in the state. Those offices were provided with a victim information sheet to complete and asked to provide any incident reports related to domestic homicide victims. As always, these offices were gracious and provided this Office with an abundance of information. In addition, all information was cross-checked for accuracy with the records of the South Carolina Law Enforcement Division.

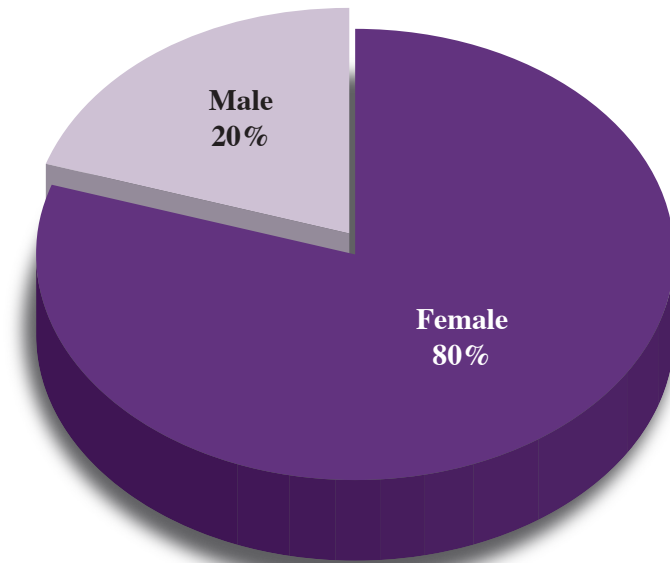
Fifteen counties reported one or more domestic homicides for 2023.

Guns were the primary weapon used in these homicides. In 90 percent of the cases, a gunshot wound was listed as the primary cause of death. Knives were used in 6 percent of the cases; 4 percent from striking by or against a fist or object. Trial is pending for murder in 18 cases, 9 suspects died by suicide and 3 were killed.

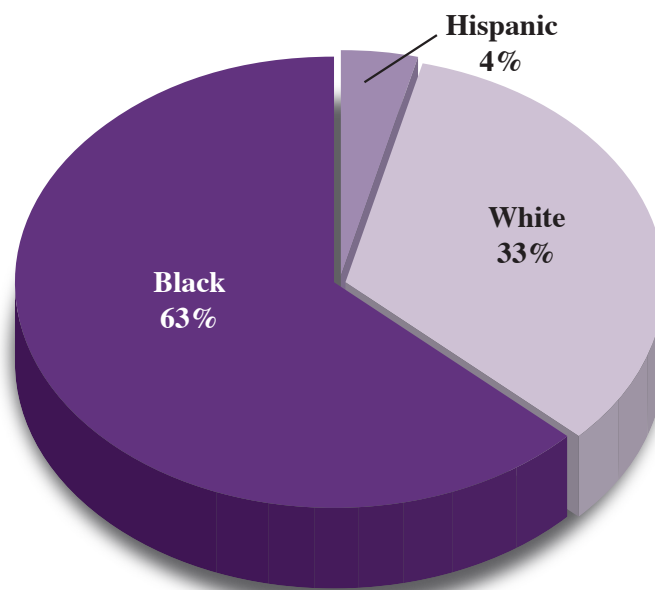
Following this summary are county-by-county statistics and statewide graphs depicting the statistics mentioned in this report.

¹² S.C. Code §16-25-10 defines "household members" as spouses, former spouses, persons who have a child in common, or a male and female who are cohabiting or formerly have cohabited.

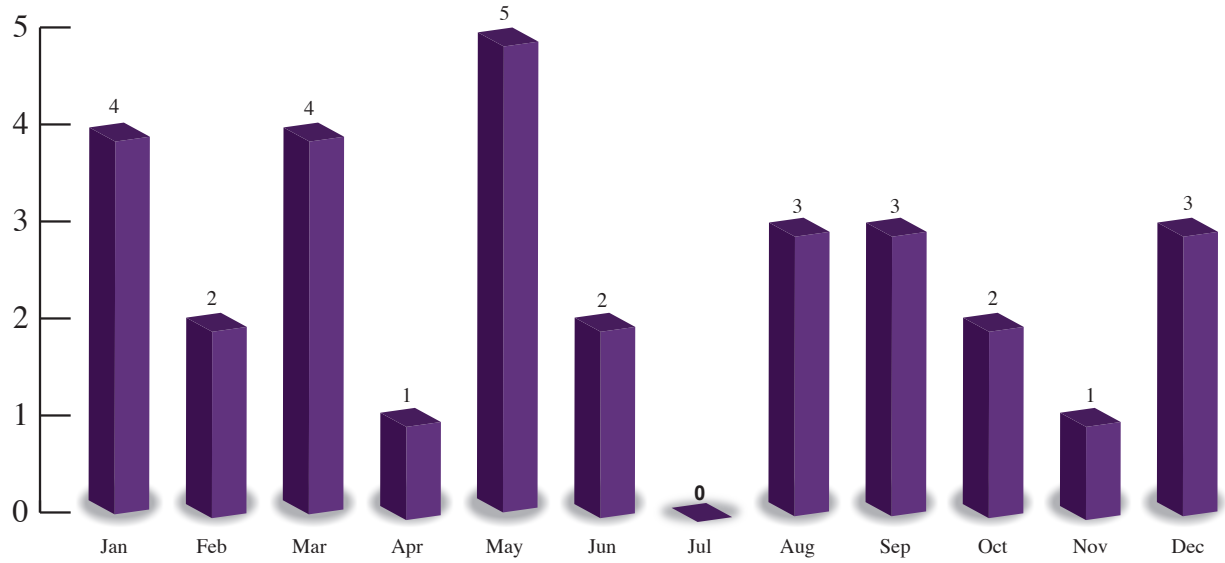
2023 Domestic Violence Homicides
State of South Carolina
Gender Differential



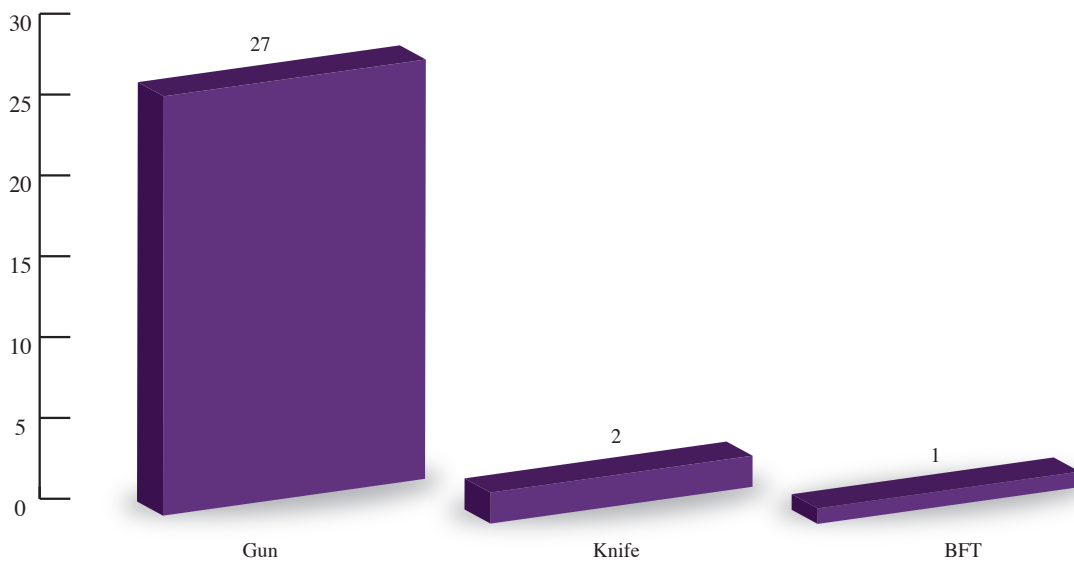
2023 Domestic Violence Homicides
State of South Carolina
Race Differential



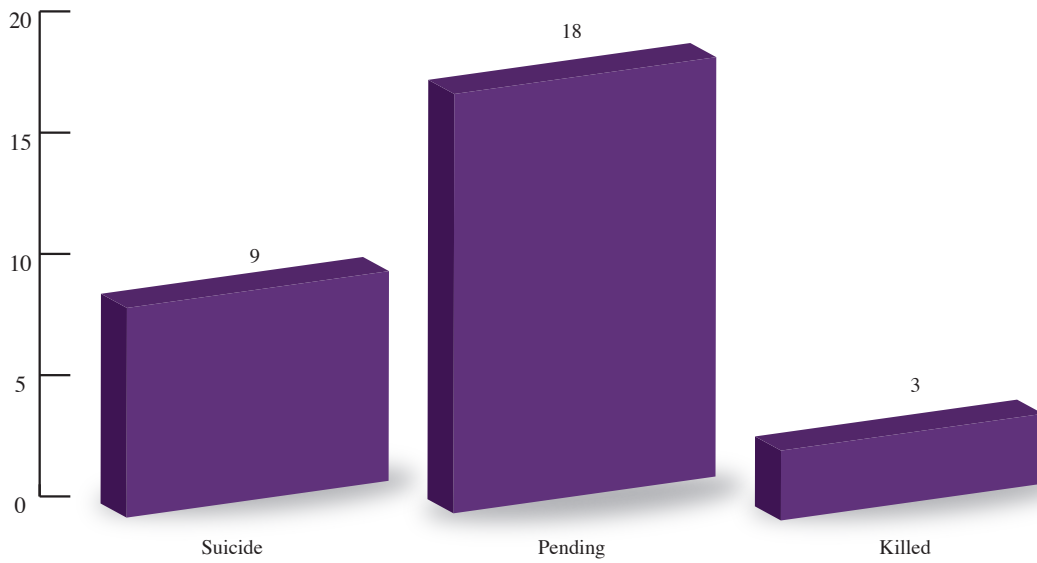
2023 Domestic Violence Homicides
State of South Carolina
Month Differential



2023 Domestic Violence Homicides
State of South Carolina
Primary Weapon Differential



2022 Domestic Violence Homicides
State of South Carolina
Case Disposition



Report on Domestic Murder Victims from 2023

County Statistics

Abbeville

Women:	0	Men:	0	Total:	0	Avg Age:	NA
Whites:	0	Black:	0	Hispanic/Other	0		
Gun:	0	Knife:	0	Struck by / Against:	0		
Strangulation:	0	Other:	0				

Aiken

Women:	2	Men:	0	Total:	2	Avg Age:	50
Whites:	1	Black:	1	Hispanic/Other	0		
Gun:	2	Knife:	0	Struck by / Against:	0		
Strangulation:	0	Other:	0				

Disposition: 2 trials pending

Allendale

Women:	0	Men:	0	Total:	0	Avg Age:	NA
Whites:	0	Black:	0	Hispanic/Other	0		
Gun:	0	Knife:	0	Struck by / Against:	0		
Strangulation:	0	Other:	0				

Anderson

Women:	0	Men:	0	Total:	0	Avg Age:	NA
Whites:	0	Black:	0	Hispanic/Other	0		
Gun:	0	Knife:	0	Struck by / Against:	0		
Strangulation:	0	Other:	0				

Bamberg

Women:	0	Men:	0	Total:	0	Avg Age:	NA
Whites:	0	Black:	0	Hispanic/Other	0		
Gun:	0	Knife:	0	Struck by / Against:	0		
Strangulation:	0	Other:	0				

Report on Domestic Murder Victims from 2023

ALB
10-1-2024

County Statistics

Barnwell

Women:	0	Men:	0	Total:	0	Avg Age:	NA
Whites:	0	Black:	0	Hispanic/Other	0		
Gun:	0	Knife:	0	Struck by / Against:	0		
Strangulation:	0	Other:	0				

Beaufort

Women:	1	Men:	0	Total:	1	Avg Age:	69
Whites:	1	Black:	0	Hispanic/Other	0		
Gun:	1	Knife:	0	Struck by / Against:	0		
Strangulation:	0	Other:	0				

Disposition: 1 suicide

Berkeley

Women:	2	Men:	0	Total:	2	Avg Age:	35
Whites:	2	Black:	0	Hispanic/Other	0		
Gun:	2	Knife:	0	Struck by / Against:	0		
Strangulation:	0	Other:	0				

Disposition: 1 suicide, 1 trial pending

Calhoun

Women:	0	Men:	0	Total:	0	Avg Age:	NA
Whites:	0	Black:	0	Hispanic/Other	0		
Gun:	0	Knife:	0	Struck by / Against:	0		
Strangulation:	0	Other:	0				

Charleston

Women:	0	Men:	0	Total:	0	Avg Age:	NA
Whites:	0	Black:	0	Hispanic/Other	0		
Gun:	0	Knife:	0	Struck by / Against:	0		
Strangulation:	0	Other:	0				

Report on Domestic Murder Victims from 2023

County Statistics

Cherokee

Women:	0	Men:	0	Total:	0	Avg Age:	NA
Whites:	0	Black:	0	Hispanic/Other	0		
Gun:	0	Knife:	0	Struck by / Against:	0		
Strangulation:	0	Other:	0				

Chester

Women:	0	Men:	0	Total:	0	Avg Age:	NA
Whites:	0	Black:	0	Hispanic/Other	0		
Gun:	0	Knife:	0	Struck by / Against:	0		
Strangulation:	0	Other:	0				

Chesterfield

Women:	0	Men:	0	Total:	0	Avg Age:	NA
Whites:	0	Black:	0	Hispanic/Other	0		
Gun:	0	Knife:	0	Struck by / Against:	0		
Strangulation:	0	Other:	0				

Clarendon

Women:	1	Men:	0	Total:	1	Avg Age:	25
Whites:	0	Black:	1	Hispanic/Other	0		
Gun:	1	Knife:	0	Struck by / Against:	0		
Strangulation:	0	Other:	0				

Disposition: 1 suicide

Colleton

Women:	0	Men:	0	Total:	0	Avg Age:	NA
Whites:	0	Black:	0	Hispanic/Other	0		
Gun:	0	Knife:	0	Struck by / Against:	0		
Strangulation:	0	Other:	0				

Report on Domestic Murder Victims from 2023

ALB
10-1-2024

County Statistics

Darlington

Women:	2	Men:	1	Total:	3	Avg Age:	32
Whites:	2	Black:	1	Hispanic/Other	0		
Gun:	3	Knife:	0	Struck by / Against:	0		
Strangulation:	0	Other:	0				

Disposition: 1 suicide, 2 trial pending

Dillon

Women:	0	Men:	0	Total:	0	Avg Age:	NA
Whites:	0	Black:	0	Hispanic/Other	0		
Gun:	0	Knife:	0	Struck by / Against:	0		
Strangulation:	0	Other:	0				

Dorchester

Women:	0	Men:	0	Total:	0	Avg Age:	NA
Whites:	0	Black:	0	Hispanic/Other	0		
Gun:	0	Knife:	0	Struck by / Against:	0		
Strangulation:	0	Other:	0				

Edgefield

Women:	0	Men:	0	Total:	0	Avg Age:	NA
Whites:	0	Black:	0	Hispanic/Other	0		
Gun:	0	Knife:	0	Struck by / Against:	0		
Strangulation:	0	Other:	0				

Fairfield

Women:	0	Men:	0	Total:	0	Avg Age:	NA
Whites:	0	Black:	0	Hispanic/Other	0		
Gun:	0	Knife:	0	Struck by / Against:	0		
Strangulation:	0	Other:	0				

Report on Domestic Murder Victims from 2023

County Statistics

Florence

Women:	1	Men:	0	Total:	1	Avg Age:	34
Whites:	0	Black:	1	Hispanic/Other	0		
Gun:	0	Knife:	0	Struck by / Against:	1		
Strangulation:	0	Other:	0				

Disposition: 1 trial pending

Georgetown

Women:	0	Men:	0	Total:	0	Avg Age:	NA
Whites:	0	Black:	0	Hispanic/Other	0		
Gun:	0	Knife:	0	Struck by / Against:	0		
Strangulation:	0	Other:	0				

Greenville

Women:	4	Men:	1	Total:	5	Avg Age:	34
Whites:	1	Black:	4	Hispanic/Other	0		
Gun:	4	Knife:	1	Struck by / Against:	0		
Strangulation:	0	Other:	0				

Disposition: 1 suicide, 3 trials pending

Greenwood

Women:	0	Men:	0	Total:	0	Avg Age:	NA
Whites:	0	Black:	0	Hispanic/Other	0		
Gun:	0	Knife:	0	Struck by / Against:	0		
Strangulation:	0	Other:	0				

Hampton

Women:	0	Men:	0	Total:	0	Avg Age:	NA
Whites:	0	Black:	0	Hispanic/Other	0		
Gun:	0	Knife:	0	Struck by / Against:	0		
Strangulation:	0	Other:	0				

Report on Domestic Murder Victims from 2023

County Statistics

Horry

Women:	0	Men:	0	Total:	0	Avg Age:	NA
Whites:	0	Black:	0	Hispanic/Other	0		
Gun:	0	Knife:	0	Struck by / Against:	0		
Strangulation:	0	Other:	0				

Jasper

Women:	0	Men:	0	Total:	0	Avg Age:	NA
Whites:	0	Black:	0	Hispanic/Other	0		
Gun:	0	Knife:	0	Struck by / Against:	0		
Strangulation:	0	Other:	0				

Kershaw

Women:	1	Men:	0	Total:	1	Avg Age:	20
Whites:	1	Black:	0	Hispanic/Other	0		
Gun:	1	Knife:	0	Struck by / Against:	0		
Strangulation:	0	Other:	0				

Disposition: 1 suicide

Lancaster

Women:	0	Men:	0	Total:	0	Avg Age:	NA
Whites:	0	Black:	0	Hispanic/Other	0		
Gun:	0	Knife:	0	Struck by / Against:	0		
Strangulation:	0	Other:	0				

Laurens

Women:	0	Men:	1	Total:	1	Avg Age:	31
Whites:	0	Black:	1	Hispanic/Other	0		
Gun:	1	Knife:	0	Struck by / Against:	0		
Strangulation:	0	Other:	0				

Disposition: 1 trial pending

Report on Domestic Murder Victims from 2023

County Statistics

Lee

Women:	0	Men:	0	Total:	0	Avg Age:	NA
Whites:	0	Black:	0	Hispanic/Other	0		
Gun:	0	Knife:	0	Struck by / Against:	0		
Strangulation:	0	Other:	0				

Lexington

Women:	3	Men:	0	Total:	3	Avg Age:	39
Whites:	2	Black:	1	Hispanic/Other	0		
Gun:	3	Knife:	0	Struck by / Against:	0		
Strangulation:	0	Other:	0				

Disposition: 1 suspect killed, 2 suicides

Marion

Women:	0	Men:	1	Total:	1	Avg Age:	47
Whites:	0	Black:	1	Hispanic/Other	0		
Gun:	1	Knife:	0	Struck by / Against:	0		
Strangulation:	0	Other:	0				

Disposition: 1 trial pending

Marlboro

Women:	0	Men:	0	Total:	0	Avg Age:	NA
Whites:	0	Black:	0	Hispanic/Other	0		
Gun:	0	Knife:	0	Struck by / Against:	0		
Strangulation:	0	Other:	0				

McCormick

Women:	0	Men:	0	Total:	0	Avg Age:	NA
Whites:	0	Black:	0	Hispanic/Other	0		
Gun:	0	Knife:	0	Struck by / Against:	0		
Strangulation:	0	Other:	0				

Report on Domestic Murder Victims from 2023

County Statistics

Newberry

Women:	0	Men:	0	Total:	0	Avg Age:	NA
Whites:	0	Black:	0	Hispanic/Other	0		
Gun:	0	Knife:	0	Struck by / Against:	0		
Strangulation:	0	Other:	0				

Oconee

Women:	1	Men:	0	Total:	1	Avg Age:	28
Whites:	0	Black:	1	Hispanic/Other	0		
Gun:	1	Knife:	0	Struck by / Against:	0		
Strangulation:	0	Other:	0				

Disposition: 1 trial pending

Orangeburg

Women:	0	Men:	0	Total:	0	Avg Age:	NA
Whites:	0	Black:	0	Hispanic/Other	0		
Gun:	0	Knife:	0	Struck by / Against:	0		
Strangulation:	0	Other:	0				

Pickens

Women:	0	Men:	0	Total:	0	Avg Age:	NA
Whites:	0	Black:	0	Hispanic/Other	0		
Gun:	0	Knife:	0	Struck by / Against:	0		
Strangulation:	0	Other:	0				

Richland

Women:	3	Men:	1	Total:	4	Avg Age:	35
Whites:	0	Black:	3	Hispanic/Other	1		
Gun:	4	Knife:	0	Struck by / Against:	0		
Strangulation:	0	Other:	0				

Disposition: 3 trials pending, 1 suspect killed

Report on Domestic Murder Victims from 2023

County Statistics

Saluda

Women:	0	Men:	0	Total:	0	Avg Age:	NA
Whites:	0	Black:	0	Hispanic/Other	0		
Gun:	0	Knife:	0	Struck by / Against:	0		
Strangulation:	0	Other:	0				

Spartanburg

Women:	2	Men:	0	Total:	3	Avg Age:	42
Whites:	0	Black:	2	Hispanic/Other	1		
Gun:	2	Knife:	1	Struck by / Against:	0		
Strangulation:	0	Other:	0				

Disposition: 1 suicide, 1 suspect killed, 1 trial pending

Sumter

Women:	0	Men:	0	Total:	0	Avg Age:	NA
Whites:	0	Black:	0	Hispanic/Other	0		
Gun:	0	Knife:	0	Struck by / Against:	0		
Strangulation:	0	Other:	0				

Union

Women:	0	Men:	0	Total:	0	Avg Age:	NA
Whites:	0	Black:	0	Hispanic/Other	0		
Gun:	0	Knife:	0	Struck by / Against:	0		
Strangulation:	0	Other:	0				

Williamsburg

Women:	0	Men:	0	Total:	0	Avg Age:	NA
Whites:	0	Black:	0	Hispanic/Other	0		
Gun:	0	Knife:	0	Struck by / Against:	0		
Strangulation:	0	Other:	0				

Report on Domestic Murder Victims from 2023

ALB
10-1-2024

County Statistics

York

Women:	1	Men:	0	Total:	1	Avg Age:	68
Whites:	0	Black:	1	Hispanic/Other	0		
Gun:	1	Knife:	0	Struck by / Against:	0		
Strangulation:	0	Other:	0				

Disposition: 1 trial pending