
SANTEE COOPER
FINGERTIP
FACTS
2009

January 1, 2009 – December 31, 2009

Table of Contents

Who We Are	3
Mission Statement	4
Advisory Board	5
Board of Directors	5-6
Executive Management	7
Management	7
Employees	7
Santee Cooper Regional Water System	8
Lake Marion Regional Water System.....	8
Lake Information	8
Comparative Highlights	9
Santee Cooper Power:	
Where It Comes From	10-13
Reliability	12
Safety	12
Satisfaction Ratings	13
Santee Cooper Power:	
Where It Goes:	14
2009 Energy Sales	14
Customers	15
Total Energy Supply	16-17
System Map	18-19
Generation and Purchases	20-21
Sales and System Peak Loads	22
Transmission and Distribution	22
Generation and Operations.....	23-24
Conservation, Energy Efficiency and Recycling.....	25-27
Green Power.....	28
Environmental Stewardship	29-31
GOFER.....	32
Economic Development	32
Notes	33
Santee Cooper Locations	34
2010 Calendar	35

Who We Are

Santee Cooper (formal name: South Carolina Public Service Authority), South Carolina's state-owned electric and water utility, is the state's largest power producer.

Based on generation, Santee Cooper is the nation's third largest publicly owned electric utility among state, municipal and district systems, and the third largest based on megawatt-hour sales to ultimate customers.

The source of power for more than 2 million South Carolinians, Santee Cooper provides direct service to more than 165,000 retail customers in Berkeley, Georgetown and Horry counties. Santee Cooper is the primary source of power distributed by the state's 20 electric cooperatives to more than 700,000 customers located in the state's 46 counties.

Santee Cooper also supplies power directly to 30 large town industrial facilities in 10 counties, the town of Bamberg and the city of Georgetown, and the Charleston Air Force Base.

Through the Santee Cooper Regional Water System, water is sold wholesale to the Lake Moultrie Water Agency. The agency then sells the water to its four members: the Summerville Commissioners of Public Works, the city of Goose Creek, the Berkeley County Water and Sanitation Authority, and the Moncks Corner Public Works Commission. Santee Cooper's Lake Marion Regional Water System serves 1,000 customers in the town of Santee.

Santee Cooper was the first utility in the state to offer Green Power, electricity generated by renewable resources such as solar and landfill methane gas.

The utility is governed by an 11-member board of directors that is appointed by the governor, deemed fully qualified by the Senate Public Utilities Review Committee and confirmed by the state Senate. The board is comprised of directors representing each of the six congressional districts; one from each of the three counties (Berkeley, Georgetown, Horry) where Santee Cooper serves retail customers directly; two directors with previous electric cooperative experience; and a chairman appointed at large.

The mission
of Santee Cooper
is to be the state's
leading resource
for improving
the quality of life
for the people
of South Carolina.

To fulfill this mission,
Santee Cooper is committed to:

- Producing and distributing low-cost, reliable energy, water and other essential services
- Providing excellent customer service
- Operating according to the highest ethical standards
- Maintaining a quality work force
- Being a steward of the environment
- Being a leader in economic development

Advisory Board

Mark Sanford
Governor

Mark Hammond
Secretary of State

Henry D. McMaster
Attorney General

Richard A. Eckstrom
Comptroller General

Converse A. Chellis III
State Treasurer

Board of Directors

O.L. Thompson III
Chairman
At-large
Mt. Pleasant, S.C.

President and chief executive officer of O.L. Thompson Construction Co. Inc. that includes Thompson Trucking Co. and Wando Concrete

G. Dial DuBose
First Vice Chairman
3rd Congressional District
Easley, S.C.

Real estate consultant of Nalley Commercial Properties in Easley, S.C.

William A. Finn
Second Vice Chairman
1st Congressional District
Charleston, S.C.

Chairman of AstenJohnson, a specialty textile company for the printing and papermaking industries based in Charleston, S.C.

Continued on page 6

Board of Directors (continued)

J. Calhoun Land IV
6th Congressional District
Manning, S.C.

Partner in Land, Parker and Welch, a general practice law firm in Manning

W Leighton Lord III
2nd Congressional District
Columbia, S.C.

Partner in Nexsen Pruet law firm in Columbia

Dr. John Molnar
Horry County
Myrtle Beach, S.C.

Medical Director for Grand Strand Regional Medical Center, Emergency Department

Peggy Pinnell
Berkeley County
Moncks Corner, S.C.

Owner of State Farm Insurance in Moncks Corner

James W. Sanders Sr.
5th Congressional District
Gaffney, S.C.

Pastor of Bethel Baptist Church in Gaffney and active in numerous civic and business organizations

David A. Springs
Georgetown County
Murrells Inlet, S.C.

Retired consulting engineer for electric cooperatives and municipal utilities with Southern Engineering Co. of Georgia

Cecil Viverette
At-Large
Hilton Head Island, S.C.

Retired president and CEO of Rappahannock Electric Cooperative in Virginia

Barry Wynn
4th Congressional District
Spartanburg, S.C.

President of Colonial Trust Co., a private trust company specializing in investment management and estate services

Executive Management

Lonnie N. Carter	<i>President and Chief Executive Officer</i>
James E. Brogdon Jr.	<i>Executive Vice President and General Counsel</i>
Bill McCall	<i>Executive Vice President and Chief Operating Officer</i>
Elaine G. Peterson	<i>Executive Vice President and Chief Financial Officer</i>
R.M. Singletary	<i>Executive Vice President of Corporate Services</i>

Management

Terry L. Blackwell	<i>Senior Vice President, Power Delivery</i>
S. Thomas Abrams	<i>Vice President, Planning & Power Supply</i>
Jeffrey D. Armfield.....	<i>Vice President, Business Services and Treasurer</i>
Wm. Glen Brown	<i>Vice President, Human Resource Management</i>
Zack W. Dusenbury	<i>Vice President, Retail Operations</i>
Glenda W. Gillette	<i>Vice President, Administration</i>
Thomas L. Kierspe.....	<i>Vice President, Engineering and Construction Services</i>
L. Phil Pierce	<i>Vice President, Fossil and Hydro Generation</i>
Suzanne H. Ritter	<i>Vice President, Corporate Planning and Bulk Power</i>
Marc Tye	<i>Vice President, Conservation and Renewable Energy</i>
Laura G. Varn	<i>Vice President, Corporate Communications and Media Relations</i>
Stephon Terrell Thompson.....	<i>Auditor</i>
Pamela J. Williams.....	<i>Associate General Counsel – Corporate Affairs</i>

Employees

Number of employees..... 1,842¹

¹As of December 31, 2009

In its 2009 annual report, the South Carolina Human Affairs Commission ranked Santee Cooper first among state agencies that employ more than 1,000 employees and second among all state agencies reporting for consistent recruitment and retention of a diverse work force.

Santee Cooper Regional Water System

Location	Moncks Corner, S.C.
Construction cost	\$34.7 million
Commercial operation	Oct. 1, 1994
Capacity of treatment plant	36 million gallons per day (mgd)
Miles of pipeline	26
Size of elevated storage tank	1 million gallons
Size of ground storage	10 million gallons
Water supply	Lake Moultrie
Wholesale water sold to.....	Lake Moultrie Water Agency ¹
Water users:	155,000

¹The Lake Moultrie Water Agency sells the water to the City of Goose Creek, the Berkeley County Water & Sanitation Authority, the Moncks Corner Public Works Commission and the Summerville Commissioners of Public Works.

Lake Marion Regional Water System

Location	Santee, S.C.
Construction cost	\$36 million
Commercial operation	May 1, 2008
Capacity of treatment plant	8 (mgd)
Miles of pipeline	1 ²
Size of elevated storage tank	1 million gallons
Size of ground storage	2 million gallons
Water supply	Lake Marion
Wholesale water sold to.....	Lake Marion Regional Water Agency ³
Water users:	1,030

²The first phase of the project provided initial service to Santee. Construction is underway for a five-mile pipeline to the elevated storage tank in Orangeburg County. Service will eventually expand to the remaining members of the Lake Marion Regional Water Agency.

³The Lake Marion Regional Water Agency is comprised of Berkeley, Calhoun, Clarendon, Dorchester, Orangeburg and Sumter counties, the town of Santee and the city of Sumter.

Lake Information

	Lake Marion	Lake Moultrie
Acres	100,607	59,874
Maximum elevation	76.8 feet	75.5 feet
Gallons of water in Lakes Marion and Moultrie: 756 billion		
Length of dams and dikes: 40 miles		
Length of Tailrace Canal: 4 miles*		
Length of Diversion Canal: 5 miles		
Pinopolis Lock: 75 feet deep, 180 feet long, 60 feet wide		

* Ends at Old Santee Canal Park

Comparative Highlights

	2009	2008	Percent Change
Power Generated (GWh)	25,884	25,056	3.3
Purchases, less			
Wheeling and Losses (GWh)	37	1,746	-97.9
System Energy Requirements (GWh)	25,921	26,802	-3.3
Territorial Peak Demand (MW)	5,590	5,650	-1.1
Operating Revenue (thousands of dollars)	\$1,702,001	\$1,586,303	7.3

Sources of Income – 2009

	Percent
Wholesale	60
Military and Large Industrial	20
Residential, Commercial, Small Industrial, and Other	19
Other Income	0
Other Electric Revenue	1
TOTAL INCOME	100

Distribution of Income – 2009

	Percent
Operating Expenses (except depreciation)*	70
Debt Service	20
Additions to Plant, Inventories, Etc	9
Payment to State*	1
TOTAL EXPENSES	100

*Does not include payments made from Special Reserve Fund

Santee Cooper Power

Where It Comes From:

Generating Facilities	Location
Anderson County Generating Station (3 MWs)	Belton
Buzzard Roost Hydroelectric Station (8 MWs)	Chappells
Cross Generating Station (2,320 MWs)	
Unit 1	Pineville
Unit 2	Pineville
Unit 3	Pineville
Unit 4	Pineville
Grainger Generating Station (170 MWs)	
Units 1 and 2	Conway
Hilton Head Combustion Turbines (97 MWs)	
Unit 1	Hilton Head Island
Unit 2	Hilton Head Island
Unit 3	Hilton Head Island
Horry County Generating Station (3 MWs)	Conway
Jefferies Generating Station (128 MWs)	
Hydro Units 1, 2, 3, 4, & 6	Moncks Corner
Jefferies Generating Station (398 MWs)	
Units 1 and 2	Moncks Corner
Units 3 and 4	Moncks Corner
Lee County Generating Station (10 MWs)	Bishopville
Myrtle Beach Combustion Turbines (90 MWs)	
Units 1 and 2	Myrtle Beach
Units 3 and 4	Myrtle Beach
Unit 5	Myrtle Beach
Rainey Generating Station (961 MWs)	
Combined Cycle Unit 1	Iva
Combustion Turbine 2A	Iva
Combustion Turbine 2B	Iva
Combustion Turbine 3	Iva
Combustion Turbine 4	Iva
Combustion Turbine 5	Iva

Summer Generating Capability	Fuel	Began Commercial Operation
3 MWs	Landfill methane gas	2008
8 MWs	Hydro	2006 ¹
620 MWs	Coal	1995
540 MWs	Coal	1983
580 MWs	Coal	2007
580 MWs	Coal	2008
170 MWs	Coal	1966
20 MWs	Oil	1973
20 MWs	Oil	1974
57 MWs	Oil	1979
3 MWs	Landfill methane gas	2001
128 MWs	Hydro	1942
92 MWs	Oil	1954
306 MWs	Coal	1970
10 MWs	Landfill methane gas	2005
20 MWs	Oil/Gas	1962
40 MWs	Oil	1972
30 MWs	Oil	1976
447 MWs	Gas	2002
146 MWs	Gas	2002
146 MWs	Gas	2002
74 MWs	Gas	2004
74 MWs	Gas	2004
74 MWs	Gas	2004

¹ The year Santee Cooper entered into a lease agreement with the county of Greenwood.

Continued on pages 12-13

Santee Cooper Power

Where It Comes From:

<u>Generating Facilities</u>	<u>Location</u>
Richland County Generating Station (5 MWs)	Elgin
Saluda Diesel Generating Units (17 MWs).....	Various
Santee Spillway (2 MWs).....	Pineville
Southeastern Power Association (327 MWs)	Various
St. Stephen Hydro Plant (84 MWs)	St. Stephen
V.C. Summer Nuclear Station (318 MWs)	Jenkinsville
Winyah Generating Station (1155 MWs)	
Unit 1	Georgetown
Unit 2	Georgetown
Unit 3	Georgetown
Unit 4	Georgetown

System Ratings

Area rated	Percent
Distribution Reliability	99.99
Transmission Reliability	99.99
Generation Availability	93.92

Safety

In 2009, Santee Cooper had a 97.6 percent incident-free safety rating with 45 injuries and preventable motor vehicle accidents.

Summer Generating Capability	Fuel	Began Commercial Operation
5 MWs.....	Landfill methane gas	2006
17 MWs	Oil	2003 ¹
2 MWs.....	Hydro	1950
327 MWs.....	Hydro	1985 ²
84 MWs.....	Hydro	1985
318 MWs ³	Nuclear	1983
295 MWs	Coal.....	1975
295 MWs	Coal.....	1977
295 MWs	Coal.....	1980
270 MWs	Coal.....	1981
6,091 MWs – Total summer generating capability ⁴		

¹ Year purchased by Santee Cooper.

² The year Santee Cooper entered into its contract with SEPA.

³ Santee Cooper's one-third ownership share.

⁴ 5,672 MWs are owned by Santee Cooper.

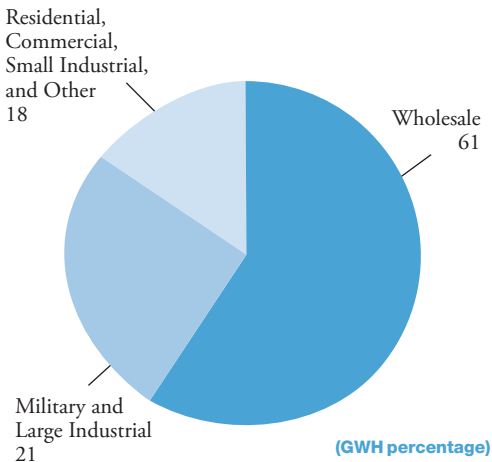
Satisfaction Ratings

Category	Percent
Industrial	91.0
Residential	99.3
Commercial	95.7
Wholesale	65.0
Overall	87.8
Average national satisfaction rating	86.5
South Carolina average satisfaction rating.....	88.5

Santee Cooper Power

Where It Goes: 2009 Energy Sales

Customer Type	Gigawatt-hour Total	Number of Customers
Wholesale.....	15,607	4
Military and Large Industrial.....	6,501	30
Residential, Commercial, Small Industrial, and Other	3,705	165,434
Total.....	25,813	165,468



Customers

Wholesale Distribution Cooperatives (represented by Central Electric Cooperative)

Aiken Electric Cooperative
Berkeley Electric Cooperative
Black River Electric Cooperative
Blue Ridge Electric Cooperative
Broad River Electric Cooperative
Coastal Electric Cooperative
Edisto Electric Cooperative
Fairfield Electric Cooperative
Horry Electric Cooperative
Laurens Electric Cooperative
Little River Electric Cooperative
Lynches River Electric Cooperative
Marlboro Electric Cooperative
Mid-Carolina Electric Cooperative
Newberry Electric Cooperative
Palmetto Electric Cooperative
Pee Dee Electric Cooperative
Santee Electric Cooperative
Tri-County Electric Cooperative
York Electric Cooperative

Municipal Customers

Bamberg

Georgetown

Retail Customers Served Directly

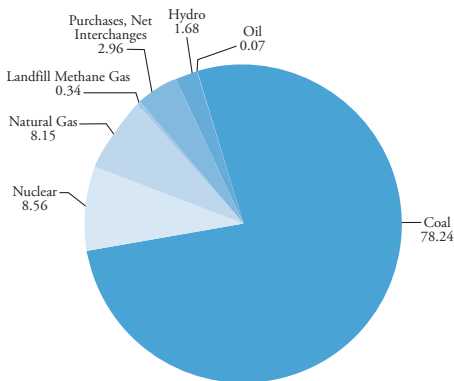
Santee Cooper owns distribution facilities in portions of Berkeley, Georgetown and Horry counties. These service areas include 2,726 miles of distribution lines.

Large Industrial Customers

Santee Cooper directly serves the Charleston Air Force Base and 30 large industrial facilities.

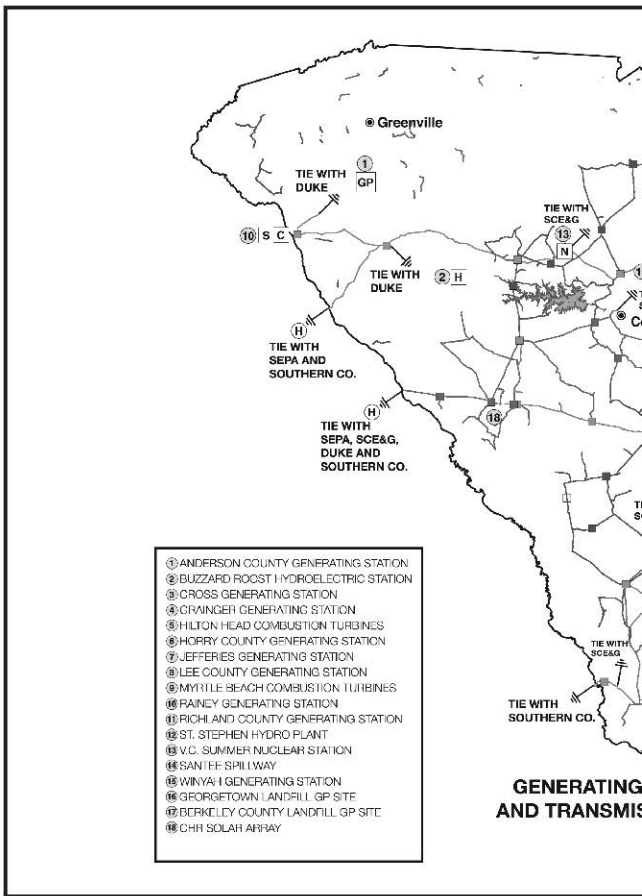
Total Energy Supply (Percentage)

Year	Hydro	Oil	Coal
2009	1.68	0.07	78.24
2008	0.77	0.02	77
2007	1.20	0.06	81.37
2006	1.32	0.11	77.18
2005	1.85	0.21	72.86
2004	1.70	0.12	75.19
2003	2.67	0.10	75.73
2002	1.01	0.14	74.49
2001	0.96	0.23	79.79
2000	1.31	0.46	83.53



Nuclear	Natural Gas	Landfill Methane Gas	Purchases, Net Interchanges
8.56	8.15	0.34	2.96
8.67	4.32	0.28	8.95
10.08	3.91	0.23	3.14
9.85	7.89	0.24	3.41
9.51	7.91	0.17	7.49
10.77	6.57	0.09	5.56
9.74	4.74	0.09	6.93
9.82	9.02	0.06	5.47
9.75	0.76	0.02	8.50
9.22	*	*	5.47

*Not Applicable



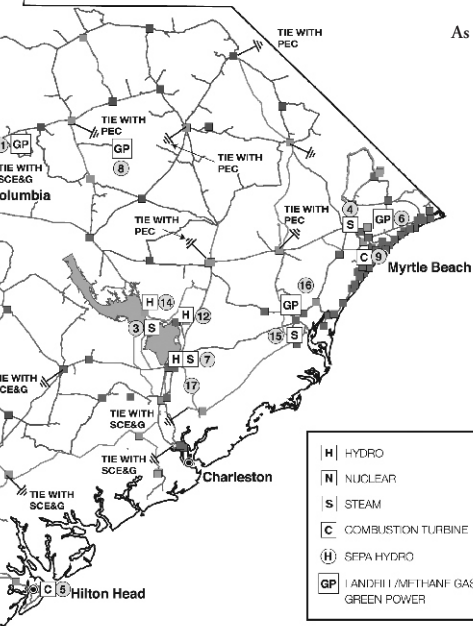
- ① ANDERSON COUNTY GENERATING STATION
- ② BUZZARD ROOST HYDROELECTRIC STATION
- ③ CROSS GENERATING STATION
- ④ GRAINGER GENERATING STATION
- ⑤ HILTON HEAD COMBUSTION TURBINES
- ⑥ Horry COUNTY GENERATING STATION
- ⑦ JEFFERIES GENERATING STATION
- ⑧ LEE COUNTY GENERATING STATION
- ⑨ MYRTLE BEACH COMBUSTION TURBINES
- ⑩ RAINY GENERATING STATION
- ⑪ RICHLAND COUNTY GENERATING STATION
- ⑫ ST. STEPHEN HYDRO PLANT
- ⑬ V.C. SUMMER NUCLEAR STATION
- ⑭ SANTEE SPILLWAY
- ⑮ WINYAH GENERATING STATION
- ⑯ GEORGETOWN LANDFILL GP SITE
- ⑰ BERKELEY COUNTY LANDFILL GP SITE
- ⑱ CHH SOLAR ARRAY

**GENERATING
AND TRANSMISSION**



santee cooper®

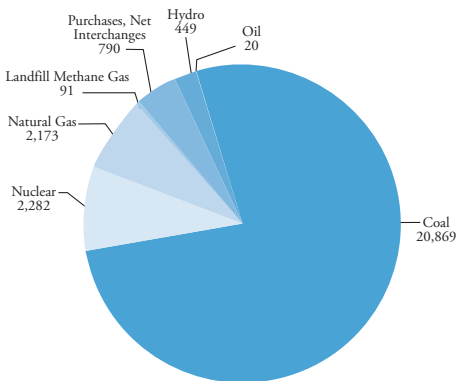
As of Dec. 31, 2009



STATIONS
MISSION LINES

Generation and Purchases (Net Gigawatt-hours in Thousands)

Year	Hydro	Oil	Coal
2009	449	20	20,869
2008	212	5	21,189
2007	337	17	22,811
2006	335	29	19,621
2005	482	55	19,033
2004	432	31	19,160
2003	670	26	19,010
2002	253	35	18,628
2001	220	54	18,365
2000	301	106	19,133



Nuclear	Natural Gas	Landfill Methane Gas	Purchases, Net Interchanges
2,282	2,173	91	790
2,385	1,188	77	2,463
2,826	1,097	64	880
2,503	2,007	61	1,733
2,485	2,067	44	1,957
2,745	1,674	23	1,417
2,445	1,190	22	1,738
2,455	2,256	15	1,367
2,243	174	4	1,956
2,113	*	*	1,252

Sales and System Peak Loads

Year	Sales (GWh)	System Peak (MW)
2009	25,813	5,590
2008	26,687	5,650
2007	27,221	5,563
2006	25,422	5,195
2005	25,064	5,371
2004	24,451	5,088
2003	24,060	5,373
2002	24,121	4,795
2001	22,400	4,803
2000	22,139	3,876

Transmission and Distribution

Miles of Transmission Lines	4,924
Miles of Distribution Lines	2,726
Transmission Substations	102
Distribution Substations	49
Central Electric Power System Delivery Points	478
Interconnections with Other Utilities	20
Municipal Customers	2

Generation and Operations

The year opened with two milestone events: After three years of review, the S.C. Department of Health and Environmental Control finalized approval of an air permit for the Pee Dee Energy Campus, Santee Cooper's proposed 600 MW coal-fired generating unit in Florence County; and Santee Cooper's board approved spending \$113 million to implement Reduce the Use, an unprecedented energy efficiency program that will save 209 million kWh annually by 2020.

As Santee Cooper's 75th anniversary approached on April 7, a deep recession had settled across the state and nation. Climate legislation was gaining favor among members of Congress, with the House passing a sweeping cap-and-trade bill targeting coal-fired generation. Against that backdrop, Santee Cooper in August finalized a plan with its largest customer, Central Electric Power Cooperative, allowing Central to begin shifting some of its load to Duke Energy beginning in 2013.

These three developments – a potential drop in energy demand, the cost implications of potential cap-and-trade legislation, and Central's agreement to shift load – allowed Santee Cooper to announce in August the suspension of permitting operations for the Pee Dee facility.

2009 also brought advancements in Santee Cooper's efforts to permit two nuclear reactors. The joint application with South Carolina Electric & Gas Co. continued its regulatory journey with a set of Nuclear Regulatory Commission public hearings and information meetings. The NRC staff continues its environmental study of plans to construct two 1,117 MW units adjacent to the V.C. Summer Nuclear Station in Jenkinsville. A draft permit is expected in 2010 with a final decision a year later.

Generation and Operations (continued)

In part to finance costs associated with the new nuclear plant, Santee Cooper held two successful bond sales in 2009, a \$366,195,000 issue in May and a \$424,570,000 issue in October. Both issues drew strong ratings, including a AA from Fitch Ratings, a AA- from Standard & Poor's, and a Aa2 from Moody's Investors Service.

Santee Cooper implemented a base rate increase in November following an extensive rate study and a series of public comment meetings throughout its direct serve territory. The overall 3.4 percent increase was the utility's first base rate increase in 13 years.

The Santee Cooper Regional Water System received a strong endorsement in the fall when its treatment plant on Lake Moultrie received a Ten-Year Directors Award from the Partnership for Safe Water. The system is just one of 31 water utilities nationwide to be honored for a decade of surpassing and maintaining stringent federal performance standards.

In July, Santee Cooper earned the ranking "Highest in Customer Satisfaction among Midsize Utilities in the South" by J.D. Power and Associates.

The J.D. Power and Associates 2009 Electric Utility Residential Customer Satisfaction StudySM measured customer satisfaction with electric utilities on six key factors: power quality and reliability, price, billing and payment, corporate citizenship, communications, and customer service.

Conservation, Energy Efficiency and Recycling

Santee Cooper in 2009 loaned more than \$4.7 million to customers for energy efficiency and renewable energy projects and launched Reduce the Use, an aggressive series of 42 programs that will financially motivate customers to use less electricity. In September, a Refrigerator Rebate program launched that offers customers incentives for purchasing ENERGY STAR® refrigerators and for recycling their old models, and free CFLs were given to commercial customers.

The Smart Energy Homes program was launched in November, and it includes rebates to homeowners for improving the efficiency of their homes and also to builders for building new homes to certain efficiency standards – including a larger rebate for meeting ENERGY STAR standards. Visit www.ReduceTheUse.com for more information.

In January, Santee Cooper formally launched a commuter benefits program that offers incentives to employees who commute via mass transit or carpool. The program, called iRide, has participation from about 25 percent of Santee Cooper employees. In 2009, 449 employees participated in iRide, which represents 2,231,844 miles and a savings of 699,037 pounds of greenhouse gas emissions.

Investment Recovery expanded Santee Cooper's corporate recycling program in 2009 to include every staffed facility throughout South Carolina, and significant progress was made in the amount of trash that could have been recycled, falling from 38.43 percent at the beginning of the year to 19.74 percent at the end. In addition to the recycling program, Investment Recovery collects used pole top hardware and street lights and refurbishes many items to return to stock for reuse.

Conservation, Energy Efficiency and Recycling (continued)

Santee Cooper recycled more than 1.9 billion pounds (970,665 tons) of material in 2009, including:

120 tons	paper, magazines, newspaper
51 tons	cardboard
6 tons	plastic
3 tons	aluminum cans
1969 tons	other ferrous metals
731 tons	wood products (used electric poles)
4.7 tons	consumer electronics
16 tons	fluorescent tubes
10 tons	batteries
17 tons	used oil filters
556,961 tons	gypsum
410,343 tons	fly ash

For these efforts, Santee Cooper was named the 2009 Recycler of the Year by the S.C. Chamber of Commerce.

Conservation, Energy Efficiency and Recycling (continued)

In solar generation, Santee Cooper in May dedicated a 20 kW solar array at the Center for Hydrogen Research in Aiken. The array will enable CHR to research applications for hydrogen as a way to store solar energy for use when the sun isn't shining, ultimately making it a more practical source of 24-hour power. As the year ended, Santee Cooper crews were putting the finishing touches on another 20 kW array, which the utility donated to the Technical College of the Lowcountry. Both of these projects were funded by sales of Santee Cooper Green Power.

Santee Cooper found a new market for Green Power, as well, partnering with Palmetto Electric Cooperative and the Verizon Heritage PGA Tour event in Hilton Head. The April tournament was the first major PGA tournament to be entirely powered by Green Power, and the 2010 event will follow suit. Santee Cooper also provided 100 percent Green Power for North Myrtle Beach's Mayfest and the prestigious Beach Ball Classic high school basketball tournament in Myrtle Beach.

Palmetto Wind, Santee Cooper's offshore wind research project, took a significant step forward in July with the launch to sea of six weather instrumentation buoys that are gathering data on wind direction, frequency and speed, and again with the November selection of a consultant to begin design work for an offshore anemometer station to gather more data at higher elevations. Santee Cooper expects to build that offshore anemometer station in 2010, and it will gather data for at least a year to help determine if an offshore wind farm could be viable. Santee Cooper also worked with other stakeholders to address state regulations affecting offshore wind projects and to identify transmission issues.

Green Power

2009 Green Power sales: 24,831 MWh

Green Power customers support the development of renewable Green Power by purchasing blocks each month through their bill. Renewable Green Power costs more to generate than Santee Cooper's traditional generation, and the money raised through Green Power sales is put entirely into the development of new renewable energy. Santee Cooper currently generates Green Power through landfill gas facilities and solar panels, and the utility is exploring the feasibility of wind generation and biomass.

2009 Green Power Customers¹

Residential	2,059
Green Power Partners ² /Commercial.....	285
Industrial	1
Customers reached through cooperatives and municipalities	3,835
Green Tag customers	75

In the area of renewable energy, Santee Cooper doubled its generation at the Lee County Landfill Generating Station, bringing the total landfill biogas capacity to 21 MWs at four generating stations. In 2010, the utility is expanding the Richland County Station and adding generating stations at landfills in Georgetown and Berkeley counties.

Sites	Generating Capacity	Commercial Operation Date
Anderson Regional Landfill Generating Station	3 MWs	September 2008
Center for Hydrogen Research Solar Array	20 kW	May 2009
Horry County Landfill Generating Station	3 MWs	September 2001
Lee County Landfill Generating Station	10 MWs	February 2005
Richland County Landfill Generating Station	5 MWs	February 2006
Coastal Carolina University Green Power Solar Pavilions	16 kW	July 2006

¹Data as of Dec. 31, 2009.

²Green Power Partners are committed environmental stewards who have partnered with Santee Cooper in an effort to promote Green Power. To become a partner, these businesses agree to purchase a percentage of their electricity as Green Power.

Environmental Stewardship

Santee Cooper in 2009 laid a significant foundation for its future by rethinking and redefining its approach to meeting customers' energy needs, reducing challenges to new conservation and renewable generation, and renewing its commitment to be the state's leading resource for improving the lives of all South Carolinians. Here are some of the ways Santee Cooper fulfills its ongoing commitment to the environment.

Environmental Control Technology

System wide, nitrogen oxide (NO_x) emissions fell 33.09 percent from 2007 levels, and sulfur dioxide (SO₂) emissions have fallen 56.06 percent over the same time period.

Lakes and Vector Management

Protecting lakes Marion and Moultrie, South Carolina's largest freshwater resource, has always been of paramount importance to Santee Cooper since the reservoirs were completed in 1942.

With a combined 160,000 acres in five counties, the lakes host 48 water-quality monitoring stations. Monthly samples are analyzed by Santee Cooper's analytical and biological services department and data is shared with numerous state and federal agencies.

Maintaining water quality is important to preserving the natural habitat of the Santee Cooper lakes and also to ensure a safe water source for the Santee Cooper Regional and Lake Marion Regional water systems. Santee Cooper's vector management department has been battling mosquitoes throughout the utility's history. The department was the driving force in eliminating malaria from around the Santee Cooper lakes in the early 1950s and continues its efforts to control nuisance and disease carrying mosquitoes today.

Continued on pages 30-31

Environmental Stewardship (continued)

Vector management operational crews perform daily inspections around the lake system to eliminate active mosquito breeding sites. Sites that cannot be eliminated are treated with the most environmentally safe products available to prevent mosquito larvae from maturing to the adult stage.

Adult mosquito populations are targeted through the applications of pesticides by the department's licensed pesticide applicators. Vector management technicians use light traps and standardized techniques to survey adult populations to determine when spray operations are warranted. Technicians also monitor adult mosquitoes for the presence of West Nile Virus and other mosquito-borne diseases.

Wildlife Habitat Management

Santee Cooper nurtures wildlife habitats on its transmission line rights of way throughout the state, offering grants to people who lease the land and maintain it according to guidelines of the South Carolina POWER for Wildlife program.

Creating Sanctuaries for Wildlife

Santee Cooper and the S.C. Department of Natural Resources have a long history of working together to manage the lakes and the properties that surround the state's largest freshwater resource, through fisheries management and state wildlife management areas. Santee Cooper also supports the Santee National Wildlife Refuge in Clarendon County.

Forestry

Santee Cooper manages more than 27,000 acres of forest land around the lakes in Berkeley, Calhoun, Clarendon, Orangeburg and Sumter counties and in nearby Florence and Jasper counties.

Environmental Stewardship (continued)

Palmetto Trail

Santee Cooper helped blaze South Carolina's Palmetto Trail, a planned 162-mile long hiking, biking and camping pathway from the mountains to the sea. The trail's first segment opened in January 1996. The 24-mile long Lake Moultrie Passage created widespread access for hikers and cyclists to some of the most beautiful vistas around the lake it edges. It is one of three sections that Santee Cooper helped build and continues to maintain.

The other sections include the 20-mile long Eutaw Springs Passage and the 33-mile long Lake Marion Passage.

Old Santee Canal Park

The 195-acre park, whose construction was financed by Santee Cooper, opened in 1989. It features an interpretive center, theater and classroom. Its staff now includes an education coordinator who is focused on environmental programs. School children across the Lowcountry enjoy outings such as "Nature on the Go," essentially an abbreviated school field trip described as "taking the park to the school." The park's environmental programs emphasize the vast diversity of plant and animal life found throughout the park, covering topics such as insects, reptiles, trees and wetlands.

The park features two miles of boardwalk and hiking trails along Biggin Creek that parallel the Tailrace Canal. A large floating dock is inviting to boaters. The Stony Landing House, circa 1843, provides a scenic overlook at the point where the west branch of the Cooper River begins.

GOFER

GOFER, Give Oil for Energy Recovery, is Santee Cooper's used motor oil collection and recovery program. Santee Cooper started GOFER in 1990 to give people throughout South Carolina a convenient place to properly dispose of used motor oil.

GOFER collected 1,672,562 gallons of used motor oil in 2009, representing 17,021,670 kWhs of electricity as well as a savings of \$1.25 million.

Visit www.scgofer.com for more information.

Economic Development

The Power Team, Santee Cooper's economic development partnership with The Electric Cooperatives of South Carolina, significantly advanced development efforts throughout the state, especially in some of the more rural and challenged areas.

Since initiating new incentives in 2008, the Power Team has committed to more than \$2 million in grants to local agencies to certify sites, provide professional development and help with strategic planning for economic development.

The major aerospace complex – Myrtle Beach International Technology and Aerospace Park – is being developed at the Myrtle Beach International Airport, offering a 460-acre all-digital, IP-based network. Other milestones include Carolina Biodiesel locating in Horry County, Carolina Food Service opening in the Loris Commerce Center and Welded Tube Berkeley expanding in Berkeley County. Major announcements included Samsung Networks, American Synthetics and QVC.

All told in 2009, the efforts of Santee Cooper and its partners resulted in 2,578 jobs, \$298.9 million in capital investment and more than 18,880 kilowatts of new load.

Notes

Santee Cooper Customer Service Locations

Santee Cooper Headquarters
One Riverwood Drive
Moncks Corner (29461)
843-761-8000

Horry-Georgetown Division Offices*
305A Gardner Lacy Road
Myrtle Beach (29579)
843-347-3399

Carolina Forest
Towne Center
3990 River Oaks Drive (29579)
843-946-5950

Conway
100 Elm Street (29526)
843-248-5755

**Garden City Beach/
Murrells Inlet**
900 Inlet Square Drive (29576)
843-651-1598

Loris
3701 Walnut Street (29569)
843-448-2411

Myrtle Beach
1703 Oak Street (29577)
843-756-5541

North Myrtle Beach
1000 2nd Ave., North
(29582)
843-249-3505

Pawleys Island
126 Tiller Road (29585)
843-237-9222

St. Stephen
1172 Main Street (29576)
843-567-3346

*Retail Operations

2010

January							February							March									
Sun	Mon	Tue	Wed	Thu	Fri	Sat	Sun	Mon	Tue	Wed	Thu	Fri	Sat	Sun	Mon	Tue	Wed	Thu	Fri	Sat			
					①	2	1	2	3	4	5	6	1	2	3	4	5	6					
3	4	5	6	7	8	9	7	8	9	10	11	12	13	7	8	9	10	11	12	13			
10	11	12	13	14	15	16	14	15	16	17	18	19	20	14	15	16	17	18	19	20			
17	⑱	19	20	21	22	23	21	22	23	24	25	26	27	21	22	23	24	25	26	27			
24	25	26	27	28	29	30	28							28	29	30	31						
31																							
April							May							June									
Sun	Mon	Tue	Wed	Thu	Fri	Sat	Sun	Mon	Tue	Wed	Thu	Fri	Sat	Sun	Mon	Tue	Wed	Thu	Fri	Sat			
					②	3						1						1	2	3	4	5	
4	5	6	7	8	9	10	2	3	4	5	6	7	8	6	7	8	9	10	11	12			
11	12	13	14	15	16	17	9	10	11	12	13	14	15	13	14	15	16	17	18	19			
18	19	20	21	22	23	24	16	17	18	19	20	21	22	20	21	22	23	24	25	26			
25	26	27	28	29	30		23	24	25	26	27	28	29	27	28	29	30						
							30	⑳															
July							August							September									
Sun	Mon	Tue	Wed	Thu	Fri	Sat	Sun	Mon	Tue	Wed	Thu	Fri	Sat	Sun	Mon	Tue	Wed	Thu	Fri	Sat			
					2	3	1	2	3	4	5	6	7	1	2	3	4	5	6	7			
4	⑤	6	7	8	9	10	8	9	10	11	12	13	14	5	⑥	7	8	9	10	11			
11	12	13	14	15	16	17	15	16	17	18	19	20	21	12	13	14	15	16	17	18			
18	19	20	21	22	23	24	22	23	24	25	26	27	28	19	20	21	22	23	24	25			
25	26	27	28	29	30	31	29	30	31					26	27	28	29	30					
October							November							December									
Sun	Mon	Tue	Wed	Thu	Fri	Sat	Sun	Mon	Tue	Wed	Thu	Fri	Sat	Sun	Mon	Tue	Wed	Thu	Fri	Sat			
					1	2						5	6						1	2	3	4	
3	4	5	6	7	8	9	7	8	9	10	11	12	13	5	6	7	8	9	10	11			
10	11	12	13	14	15	16	14	15	16	17	18	19	20	12	13	14	15	16	17	18			
17	18	19	20	21	22	23	21	22	23	24	⑳	㉑	27	19	20	21	22	㉓	㉔	25			
24	25	26	27	28	29	30	28	29	30					26	27	28	29	30	㉖	㉗			
31																							

○ Holidays

■ Pay Days

President's Day is a "floating" holiday that can be observed anytime during the calendar year.



**P.O. Box 2946101
Moncks Corner, SC 29461-6101**

**One Riverwood Drive
Moncks Corner, SC 29461-6101
843-761-8000**