

# SCSL Digital Collections

## SOUTH CAROLINA SECOND INJURY FUND ANNUAL REPORT 2011-2012

Item Type	Text
Publisher	South Carolina State Library
Rights	Copyright status undetermined. For more information contact, South Carolina State Library, 1500 Senate Street, Columbia, South Carolina 29201.
Download date	2024-10-14 11:24:17
Link to Item	<a href="http://hdl.handle.net/10827/18988">http://hdl.handle.net/10827/18988</a>

SOUTH CAROLINA  
SECOND INJURY FUND

ANNUAL REPORT

2011 - 2012

TABLE OF CONTENTS  
SOUTH CAROLINA SECOND INJURY FUND

	Page
Mission.....	4
Organization Values.....	4
Goals and Objectives .....	4
Year in Review .....	5
Second Injury Fund.....	13
Claims .....	13
Recoveries.....	13
Legal .....	13
Administrative.....	13
Key Personnel .....	14
Statutory Authority for the Agency .....	15
Criteria for Reimbursement .....	15
Financial Statement.....	16
Claims Activity, Second Injury Fund .....	16
Hearings and Other Legal Proceedings.....	17
Assessments .....	17

SOUTH CAROLINA WORKERS' COMPENSATION  
UNINSURED EMPLOYERS' FUND

Historical Development .....	18
Financial Statement.....	18
Claims Activity, Uninsured Employers' Fund.....	19
Hearings and Other Legal Proceedings.....	19
EXHIBIT I    Disbursements to Insurance Carriers and Self-Insured Employers/Funds .....	20
EXHIBIT II    Assessments Levied on Insurance Carriers .....	26
and Self-Insured Employers/Funds	

SOUTH CAROLINA SECOND INJURY FUND

Stephen L. Elliott

Interim Director

## MISSION

The Second Injury Fund functions within the South Carolina Workers' Compensation System. The mission of the Fund is twofold:

1. To protect employers from the higher cost of insurance that can occur when an injury combines with a prior disability to result in substantially increased medical or disability costs than the accident alone would have produced. This ensures that an employer is not made to suffer a greater monetary loss or increased insurance costs because they hire or retain an employee who has a disability.

2. To ensure payment of workers' compensation benefits to injured employees whose employers have failed to comply with the coverage provisions of the Workers' Compensation Law.

## ORGANIZATIONAL VALUES

- Administer claims in a fair and impartial manner
- A highly professional and well-trained staff
- Continuous improvement of services

## GOALS AND OBJECTIVES

The performance expectations of the agency, as a whole, and of each individual are reviewed regularly to ensure that we continue to meet or exceed the goals and objectives outlined. These goals and objectives are directly related to the agency's organizational values.

### Goals

- The orderly phase-out of the Fund in June 2013.
- To protect employers from increased workers' compensation insurance cost.
- To ensure payment of workers' compensation benefits to injured employees whose employers are in violation of the Workers' Compensation Law.

### Objectives

- Prompt determination of eligibility
- Efficient claims processing and payments
- Contain claims cost
- Sound fiscal management

## YEAR IN REVIEW

We accepted 374 Second Injury Fund claims, of these 43% or 160 were within 5 years of the date of accident. This ensures that these claims should not adversely affect the employers' workers' compensation insurance premium.

This year 444 employees benefited from the Uninsured Employers' Fund.

The Fund's major achievements for FY12 are summarized below:

- **Customer satisfaction scores remained high.**
- **Cycle time to pay claims is lowest when compared to "like" funds.**
- **Annual assessment reduced by \$15.4 million.**
- **Claim and administrative costs continue to be less than published average for the private sector and "like" funds.**
- **Uninsured Employers' Fund payout reduced \$1.3 million by finding other coverage.**

This was the sixth year that the 135% factor was used in the calculation of the annual assessment. This change, brought about by the 2007 Workers' Compensation Reform Act (S. 332), resulted in a \$41 million reduction in the assessment levied on carriers in September 2012. This reduction, along with the reduction of \$223.2 million in previous five years, equates to a saving on the annual assessment of \$264.2 million in the past six years. In order to assist carriers financially, we allowed the assessment to be paid in two payments. The first payment was due on October 5, 2012 and the second payment on April 1, 2013.

This year's statistics show that the 2003 amendments to our law did have the results anticipated. The amendment did away with the "unknown condition" as a reason to meet the knowledge requirement. The table below shows a 73% reduction in accepted claims over the past nine years. Of the 2,219 claims accepted in FY 2004, 1,964 or 88.8% were for the "unknown condition" compared to the 374 claims accepted in FY 2012 and only 23 or 6.1% being for the "unknown condition".

	<b>FY 2004</b>	<b>FY 2005</b>	<b>FY 2006</b>	<b>FY 2007</b>	<b>FY 2008</b>	<b>FY 2009</b>	<b>FY 2010</b>	<b>FY 2011</b>	<b>FY 2012</b>	<b>% Reduced</b>
Claims Accepted	2,219	1,922	1,184	887	861	783	606	607	374*	83%

\*December 31, 2011 was the last day the Fund could accept a claim for reimbursement

The total reimbursements for FY12 showed a 2% reduction from FY11. This reduction, along with the reductions from the previous five fiscal years, equates to a 32% reduction over the last six fiscal years. Reimbursements will continue to drop in future years because FY12 was the last year we could accept claims for reimbursement as noted below in the termination schedule of the Fund outlined in Section 42-7-320, South Carolina Code of Laws. We continued to have carriers reopening claims that were many years old and providing documentation for acceptance. The result being of the 374 claims accepted in FY12, 214 claims or 57% were accepted more than 5 years from the date of accident. In these cases some employers may not receive any benefit in the experience modification used in their premium calculation.

One of our strategic challenges was to reduce the use of contract attorneys in the Uninsured Employers' Fund's claims process. This would contain claim costs and be sound fiscal management of these claims. The table below shows a 79% reduction in attorney/legal fees over the high of \$1,286,925 in FY 2007 versus \$268,940 in FY 2012. This reduction is a major factor in the 8% decrease of the Uninsured Employers' Fund Administrative Cost Ratio for FY 2012 vs. FY07 reflected in Figure 7.3-3.

	<b>FY 2007</b>	<b>FY 2008</b>	<b>FY 2009</b>	<b>FY 2010</b>	<b>FY 2011</b>	<b>FY2012</b>
Attorney Fees	\$1,057,487	\$555,705	\$343,469	\$270,087	\$112,966	\$185,222
Legal Fees	\$ 299,438	\$151,947	\$ 79,581	\$ 58,569	\$101,659	\$83,718
<b>Total</b>	<b>\$1,286,925</b>	<b>\$707,652</b>	<b>\$423,050</b>	<b>\$328,656</b>	<b>\$214,625</b>	<b>\$268,940</b>

The Workers' Compensation Reform Act (S. 332) was ratified and signed by the Governor in FY 2007. It included several changes that will affect the handling and administration of Uninsured Employers' Fund claims. These changes are those that affect all carriers and self-ensured employers/funds that report and collect premiums and adjust workers compensation claims in South Carolina.

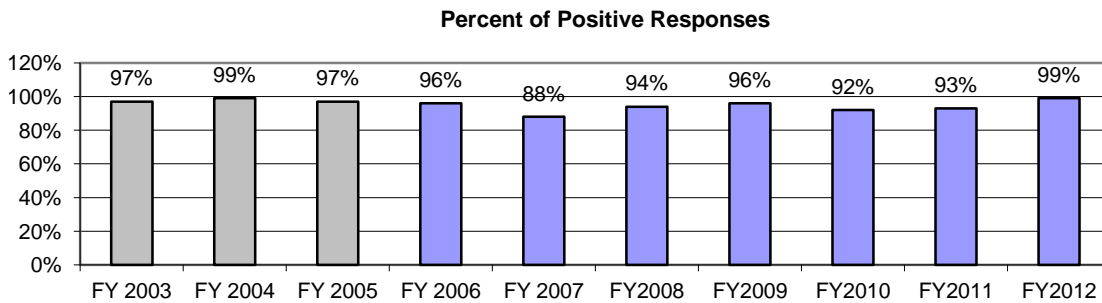
The major effect the Act has on the Second Injury Fund is that we are in "run-off" posture and will be terminated effective July 1, 2013. The following table is a brief outline of the events/actions and their effective dates as specified in the Act for the orderly termination of the Second Injury Fund.

<b>Effective Date</b>	<b>Event/Action</b>
July 1, 2007	New notice requirements.
July 1, 2007	The 175% factor used in the assessment calculation reduced to 135%.
July 1, 2008	No claims accepted with date of injury of July 1, 2008, or after.
December 31, 2010	Last day to submit notice of a new claim.
July 1, 2011	All data to either accept compromise or deny a claim must be received by the Fund.
December 31, 2011	Last day for the Fund to accept a claim for reimbursement.
July 1, 2013	The Uninsured Employers' Fund is transferred to the State Accident Fund.
July 1, 2013	The Second Injury Fund is terminated and all remaining obligations and residual activity are transferred to the Budget and Control Board for the orderly winding down of the affairs of the Fund.



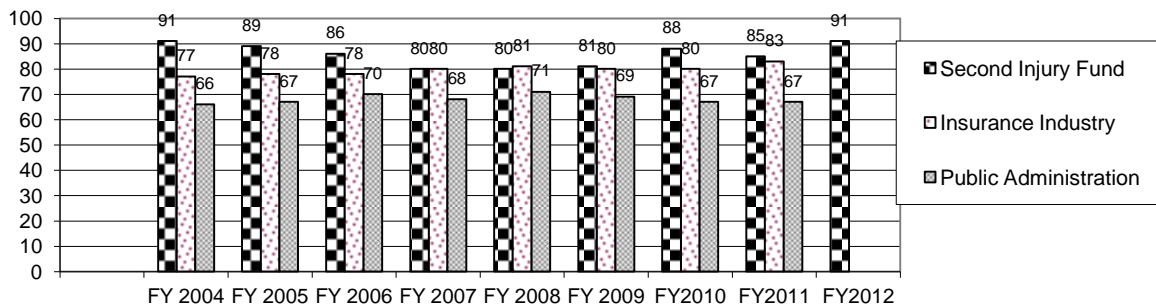
The Second Injury Fund conducts an annual customer survey to measure customer satisfaction. Customers evaluate our performance using a four point Liker Scale. Additional space is provided for written comments and to answer open-ended questions. We use this information to determine customer expectations and to gather recommendations on improving services. This information is compiled and trends are noted and distributed to all employees.

We use the percentage of positive responses to determine trends. The results for the past ten years are shown below:



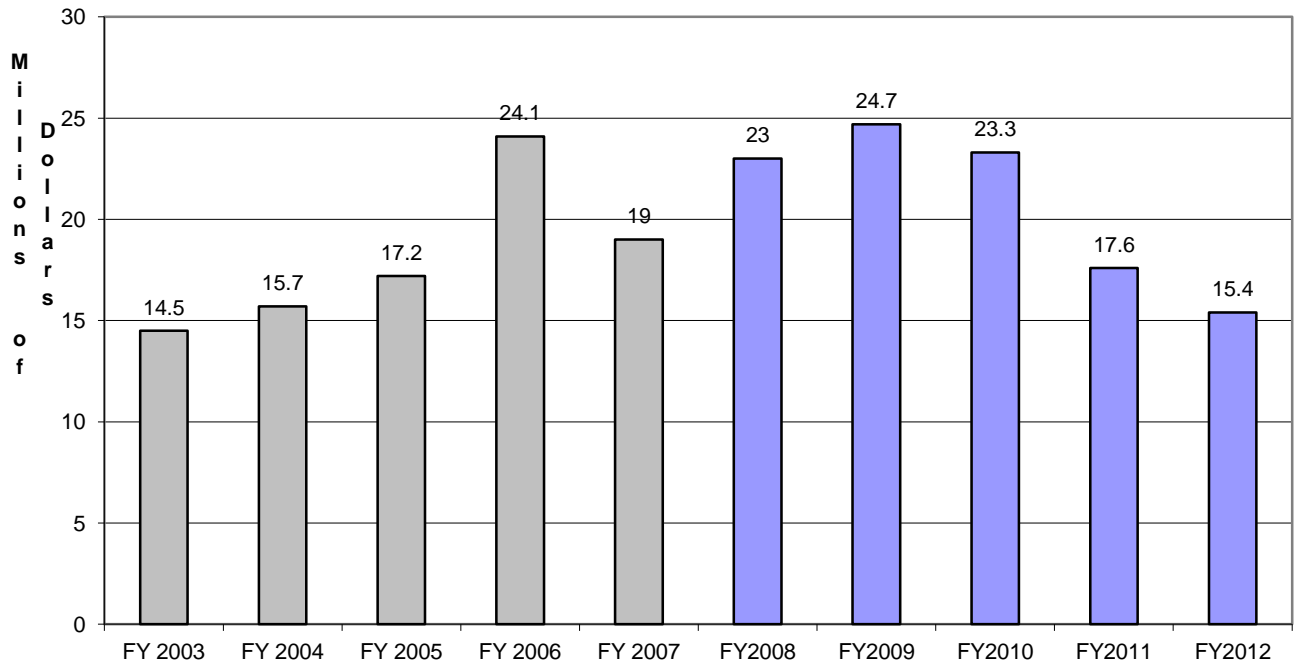
We compare our customers' satisfaction against the American Customer Satisfaction Index (ACSI) produced by the American Society for Quality. The index is nationally recognized and provides industry specific measures of customer satisfaction. The results of the customer survey are converted to a comparable scale of 0 –100 and then measured against the indexes of the insurance industry and public administration. The results shown below indicate that the Second Injury Fund is equal to or exceeds the ACSI for the comparable industries. ACSI data is not available for Public Administration and the Insurance Industry for FY 2012.

**Customer Satisfaction Compared to ACSI**

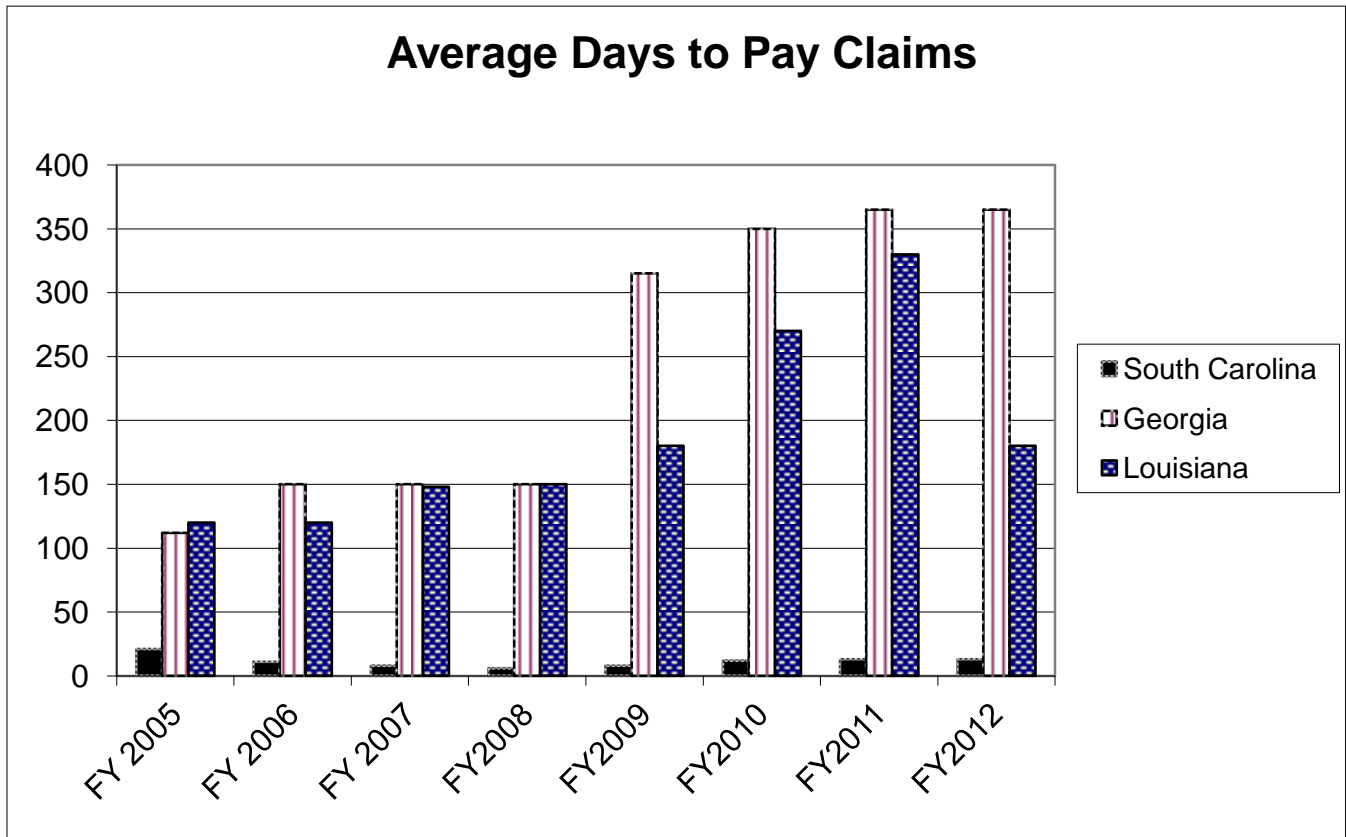


We measure the savings on the annual assessment caused by our internal review of reimbursements. By ensuring we only reimburse the amounts allowed by the Workers' Compensation Commission Medical Fee schedule and compensation ordered we continue to have a positive effect on the assessment process. Figure 7.3-2 shows that our internal review of reimbursements led to a \$15.4 million reduction in the annual assessment for FY 2012 and savings of \$194.5 million over the past 10 years.

**Savings Achieved on Annual Assessment by Administrative Review**

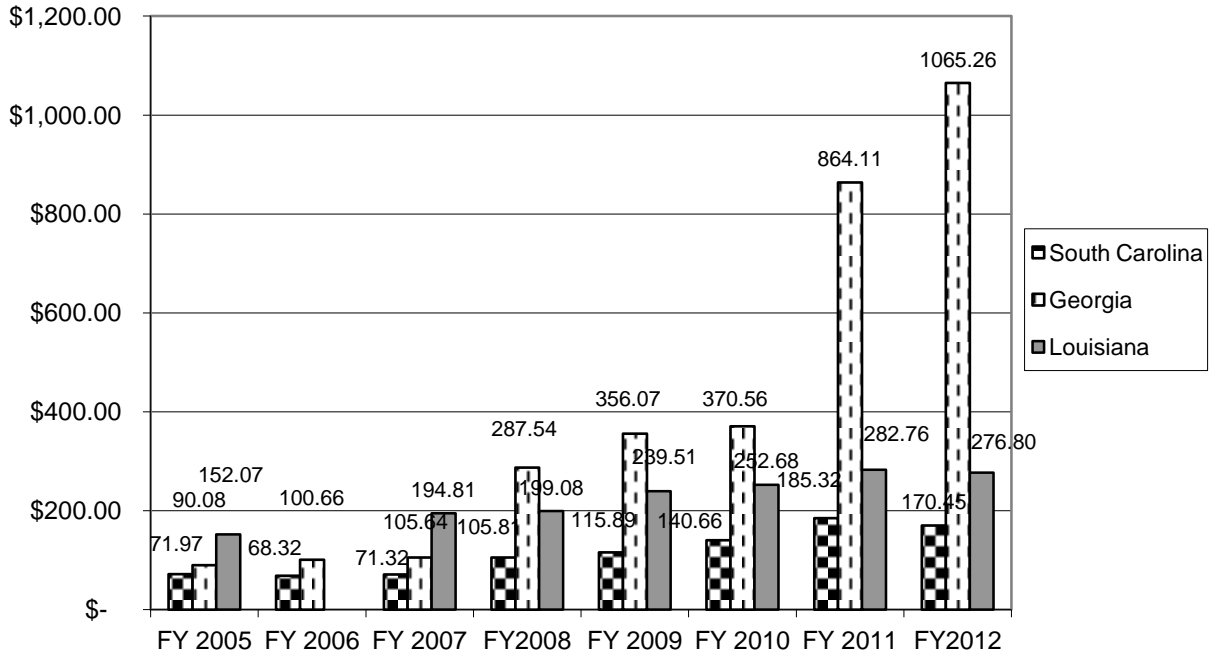


The Fund measures the number of days needed to process claim reimbursements. We compare our performance with “like” second injury funds in Georgia and Louisiana because their law is very similar to South Carolina Law. As shown below we have set the standard for the expeditious processing of claim payments.



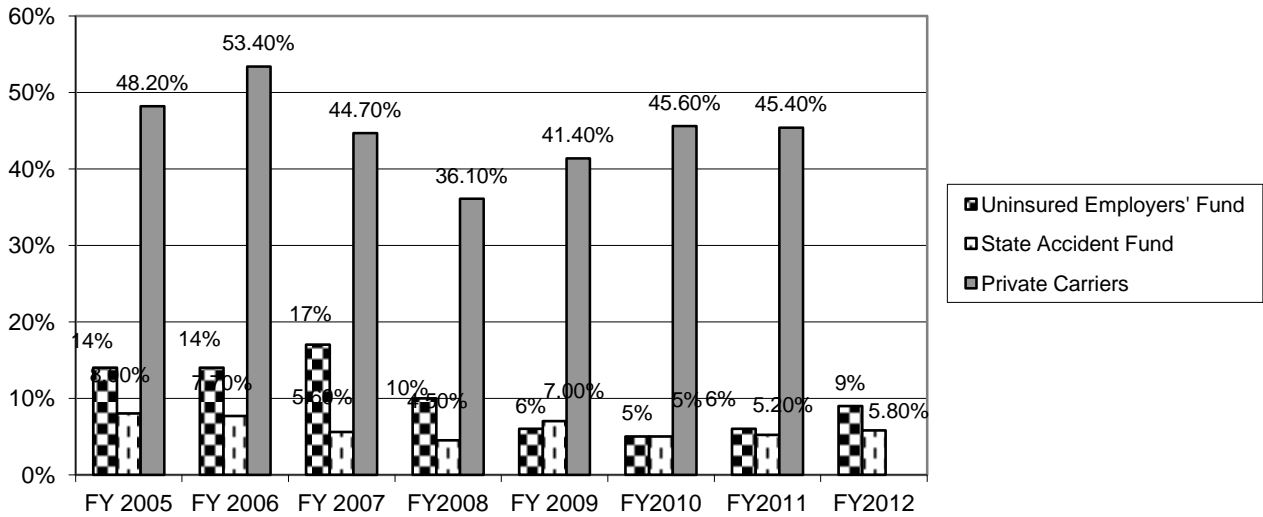
The below chart shows the Second Injury Fund’s average cost per claim compared to “like” funds from Georgia and Louisiana. Over the past eight years we have set the standard. Louisiana data is not available for 2006.

### Second Injury Fund Administrative Average Cost per Claim

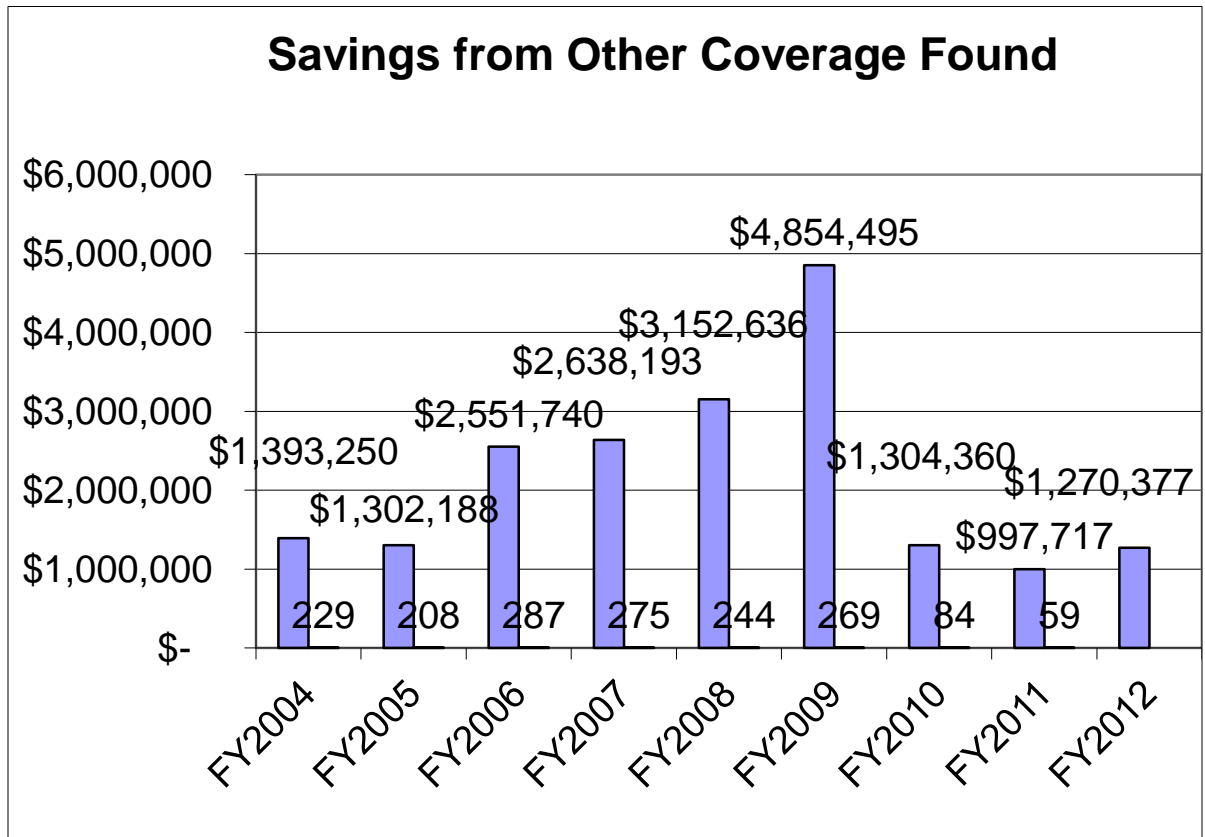


We compare the Uninsured Employers' Fund with private carriers and the State Accident Fund. The chart reflects that we are meeting our expectations by keeping our cost ratio lower than that of the private industry. FY 2012 data for private carriers is not available.

### Uninsured Employers' Fund Administrative Cost Ratio



We must actively investigate all Uninsured Employers' Fund claims to ensure no other coverage is available to pay benefits to the injured employee, saving the Fund from these payments. The chart below shows the amount of funds saved by the investigation process that found 70 claims in FY2012 with other coverage.



## SECOND INJURY FUND

### Director

The administration and operation of the Fund is the responsibility of the director who is appointed by and serves at the pleasure of the Budget and Control Board.

### Deputy Director

Under the supervision and management of the deputy director are the Fund's four functional divisions.

### Claims

The Claims Division is responsible for the investigation, evaluation and development of action to reach a final decision for each claim. Conflicts of a non-judicial matter are resolved in the claims division.

### Recoveries

The Recoveries Division is responsible for the recoupment of all benefits, costs and expenses paid by the Uninsured Employers' Fund. These recoupments are levied against the employer or whoever was legally responsible for payment of the claim.

### Legal

The Legal Division represents the Fund in contested hearings before the Workers' Compensation Commission and in all appeals to higher courts.

### Administrative

The Administrative Division is responsible for all internal programs such as assessments, finance, budgeting, human resources and staff development. They are also responsible for the administrative support to the Director, Deputy Director and the other three divisions.

## KEY PERSONNEL

### OFFICE OF THE DIRECTOR

Stephen L. Elliott, Interim Director

### DEPUTY DIRECTOR

Michael T. Harris, Deputy Director

### CLAIMS DIVISION

Peter J. Calamas, Jr., Director of Claims

### RECOVERIES DIVISION

Ann P. Corley, Director of Recoveries

### LEGAL DIVISION

Lisa C. Glover, Assistant General Counsel

### ADMINISTRATIVE DIVISION

Deborah M. Manning, Administrative Manager



## STATUTORY AUTHORITY FOR THE AGENCY

The statutory authority for the Agency is outlined in the South Carolina Workers' Compensation Law as follows: Sections 42-7-310; 42-7-320; 42-9-400 and 42-9-410. Uninsured Employers' Fund: Section 42 -7-200.

### CRITERIA FOR REIMBURSEMENT

Before the Fund can reimburse an employer, a disabled worker must suffer a subsequent injury. This injury must combine with or aggravate the prior permanent physical impairment, thus causing liability substantially greater than that which would have occurred from the subsequent injury alone. This is the basic concept of Second Injury Fund legislation, and without this substantial increase in liability, the employer has not been placed at a disadvantage. Therefore, he would not be eligible for reimbursement.

The following outline lists the basic requirements for reimbursement:

1. The employee must have a prior permanent physical impairment of such seriousness as to constitute a hindrance or obstacle to obtaining employment or re-employment.
2. (a) The employer must prove that he had knowledge of the permanent physical impairment at the time the employee was hired or retained when a claim is made for reimbursement; or  
  
(b) The employer may qualify for reimbursement if he can prove that he did not have prior knowledge of the employee's pre-existing physical impairment, because existence of such condition was concealed by the employee.
3. The employee must sustain a subsequent occupational injury:
  - (a) Which results in the employers' liability for disability and/or medical cost that is substantially greater than that which would have resulted from the new injury alone because of a combination with or aggravation of the prior impairment.
  - (b) Which most probably would not have occurred "but for" the presence of the prior impairment.
  - (c) Which results in death, and the death would not have occurred except for the pre-existing impairment?
4. Prior to reimbursement from the Fund, the insurer shall be required to certify that the medical and indemnity reserves have been reduced to the threshold limits of reimbursement.

FINANCIAL STATEMENT  
FISCAL YEAR 2011 - 2012

Balance from previous year .....	\$38,641,775.42
Receipts	
Investments .....	\$1,015,232.95
Assessments .....	\$101,983,934.00
Miscellaneous.....	\$758,172.15
Total . . . . .	\$103,757,339.10
Disbursements	
Claims Paid by the Fund .....	\$100,891,673.08
Administrative Costs.....	\$1,554,984.53
Total . . . . .	\$102,446,657.61
Balance in Fund @ 30 June 2012 .....	\$39,952,454.91
(Including Fiscal Month 13)	

CLAIMS ACTIVITY, SECOND INJURY FUND

Claims Carried from 2010 - 2011 .....	3,583
New & Reopened Claims Filed	
Against the Fund in 2011 - 12.....	687
Claims Closed .....	840
Claims Open at End of Fiscal Year 2011 - 12 .....	3,430
Total Number of SIF Claims Paid.....	2,868
Average Amount Paid Per Claim.....	\$35,178.41

HEARINGS AND OTHER LEGAL PROCEEDINGS

Hearings against the Fund..... 149
Depositions ..... 3

ASSESSMENTS

Section 42-7-310 subsection (d) of the Workers' Compensation Laws of South Carolina states that:

The funding of the Second Injury Fund on a continuing basis shall be by equitable assessments upon each carrier (which, by definition herein, shall include all insurance carriers, self-insurers, and the State Accident Fund) in a manner as follows:

Equitable assessments upon each carrier which, as used in this section, includes all insurance carriers, self-insurers, and the State Accident Fund. Each carrier shall make payments to the fund in an amount equal to that proportion of one hundred thirty-five percent of the total disbursement made from the fund during the preceding fiscal year less the amount of net assets in the fund as of June thirtieth of the preceding fiscal year which the normalized premium of each carrier bore to the normalized premium of all carriers during the preceding calendar year. Each insurance carrier, self-insurer, and the State Accident Fund shall make payment based upon workers' compensation normalized premiums during the preceding calendar year. The charge to each insurance carrier is a charge based upon normalized premiums.

These assessments were sent to each carrier in September 2012 and payments subsequently received by the Second Injury Fund.

Table with 2 columns: Description and Amount. Row 1: 135% of the Disbursement is \$138,302,987.77. Row 2: Less Remaining Net Assets @ June 30, 2012 \$39,952,454.91. Row 3: Equals SIF Assessment for FY 2011-2012. \$98,350,532.86

This assessment (\$98,350,532.86) divided by the aggregate normalized premium for all carriers (\$1,017,412,680.00) equals the assessment rate (.096667296) applied to each carrier.

SOUTH CAROLINA WORKERS' COMPENSATION UNINSURED  
EMPLOYERS' FUND

The State Workers' Compensation Insolvency Fund, S.C. Code Section 42-7-200, was established on February 24, 1982. On April 26, 1989, an amendment to this Act placed the administration of the Fund with the South Carolina Second Injury Fund. On June 12, 1990, it was changed to the South Carolina Workers' Compensation Uninsured Employers' Fund.

The mission of the Uninsured Employers' Fund is to ensure payment of workers' compensation benefits to injured employees whose employers have failed to acquire necessary coverage.

For a claim to come within the scope of the Uninsured Employers' Fund there must first be a finding by the Workers' Compensation Commission that an employer is subject to and in violation of the Workers' Compensation Law as a result of their failure to provide the necessary insurance coverage. If that determination is made, the Fund may then consider the merits of an employee's claim and pay or defend the claim as it deems necessary. Once the Uninsured Employers' Fund has paid a claim, it is entitled by statute to recover the benefits, costs and expenses from the employer or whoever is legally responsible for payment.

UNINSURED EMPLOYERS' FUND FINANCIAL STATEMENT  
FISCAL YEAR 2011 - 2012

Balance From Previous Year .....	\$622,787.20
Receipts	
Appropriations Transfers .....	\$7,400,000.00
Recoupment .....	\$640,548.86
Miscellaneous.....	\$50,019.68
Disbursements	
Claims Paid by the Fund .....	\$8,057,818.07
Balance in Fund @ 30 June 2012 .....	\$655,537.67
(Including Fiscal Month 13)	

CLAIMS ACTIVITY, UNINSURED EMPLOYERS' FUND

Claims Carried Forward From 2010 - 2011 .....	992
New & Reopened Claims Filed	
Against the Fund in 2011 - 2012.....	293
Claims Closed .....	308
Claims Open at End of Fiscal Year 2011 - 2012 .....	977
Total Number of UE Claims Paid.....	444
Average Amount Paid Per Claim.....	\$18,148.24

HEARINGS AND OTHER LEGAL PROCEEDINGS

Proceedings Attended .....	207
Depositions .....	170

EXHIBIT 1  
DISBURSEMENTS TO INSURANCE CARRIERS  
AND SELF-INSURED EMPLOYERS/FUNDS

**A. INSURANCE CARRIERS**

ACCIDENT FUND INS CO	\$ 1,450,489.29
ACCIDENT INSURANCE CO	\$ 73,779.38
ACE AMERICAN INS CO	\$ 2,151,037.51
ACE P & C	\$ 662,684.16
AETNA CASUALTY & SURETY	\$ 18,860.11
AIU INSURANCE CO	\$ 40,835.29
ALEA NORTH AMERICAN INS	\$ 83,912.44
ALLSTATE INDEMNITY CO	\$ 25,745.42
AMERICAN & FOREIGN INS CO	\$ 661.90
AMERICAN ALTERNATIVE	\$ 1,270.10
AMERICAN AUTOMOBILE INS	\$ 17,230.69
AMERICAN CASUALTY CO	\$ 59,051.60
AMERICAN CAUALTY OF READING PA	\$ 1,020,789.15
AMERICAN FIRE & CASUALTY CO	\$ 107,838.61
AMERICAN GUARANTEE & LIAB	\$ 138,402.68
AMERICAN HOME ASSURANCE CO	\$ 5,606,202.99
AMERICAN INSURANCE CO	\$ 81,294.46
AMERICAN INTERNATIONAL SOUTH	\$ 152,598.05
AMERICAN INTERSTATE INS CO	\$ 281,484.81
AMERICAN MFRS MUTUAL INS CO	\$ 133,393.16
AMERICAN MOTORIST INSURANCE CO	\$ 161,975.37
AMERICAN PROTECTION INS CO	\$ 48,224.95
AMERICAN STATES INS CO	\$ 26,647.46
AMERICAN ZURICH INS CO	\$ 297,140.27
AMERISURE MUTUAL INS CO	\$ 179,806.41
AMGUARD INS CO	\$ 13,966.61
ARCH INSURANCE CO	\$ 897,792.32
ARROWPOINT INDEMNITY COMPANY	\$ 1,104,051.88
ASSOCIATED INDEMNITY CORP	\$ 28,387.08
ASSOCIATION INS CO C/O	\$ 101,419.13
AUTO-OWNERS INSURANCE CO	\$ 207,074.64
BANKERS STANDARD INS CO	\$ 442.84
BERKLEY INS CAROLINA	\$ 56,498.70
BITUMINOUS CASUALTY CORP	\$ 132,458.44
BRIDGEFIELD CAS INS	\$ 1,901,175.62
BUILDERS MUTUAL INS CO	\$ 231,460.88
CAGC INSURANCE CO	\$ 999,162.20
CAPITAL CITY INS CO	\$ 225,768.77
CHARTER OAK FIRE INS CO	\$ 11,533.88
CHEROKEE INS CO	\$ 3,502.68
CHUBB INDEMNITY INS	\$ 18,633.30
CHURCH MUTUAL INS CO	\$ 10,774.06
CINCINNATI CASUALTY INS	\$ 18,990.19

CINCINNATI INSURANCE CO	\$ 550,062.67
CLARENDON NATIONAL INS CO	\$ 65,599.47
COMMERCE & INDUSTRY	\$ 3,129,052.26
COMPANION COMMERCIAL INS	\$ 246,163.23
COMPANION P & C INS CO	\$ 562,993.94
CONNECTICUT INDEMNITY COMPANY	\$ 19,731.25
CONTINENTAL CASUALTY CO	\$ 873,168.23
CONTINENTAL INSURANCE CO	\$ 16,257.92
COREGIS INS CO	\$ 101,636.27
CYPRESS INSURANCE CO	\$ 16,539.91
EASTGUARD INS CO	\$ 29,017.73
ELECTRIC INS CO	\$ 388,483.60
ELECTRIC MUTUAL LIABILITY	\$ 128,686.63
EMPLOYERS ASSURANCE CORP	\$ 1,751.45
EMPLOYERS INS OF WAUSAU	\$ 642,578.76
EMPLOYERS MUTUAL CAS	\$ 7,331.42
EMPLOYERS REINSURANCE CORP	\$ 60,400.00
EVEREST NATIONAL INSURANCE CO	\$ 180,854.03
EVEREST REINSURANCE CO	\$ 38,314.20
FAIRMONT INS CO	\$ 5,449.75
FARMINGTON CASUALTY CO	\$ 6,467.16
FCCI INS CO	\$ 11,945.55
FEDERAL INSURANCE CO	\$ 5,995.30
FEDERATED MUTUAL INS CO	\$ 552,512.70
FEDERATED RURAL ELEC INS CORP	\$ 263,087.71
FID & GUARANTY INS UNDRS	\$ 44,588.62
FIDELITY & GUARANTY INS CO	\$ 279,629.31
FIREMANS FUND INS CO	\$ 75,976.08
FIREMENS INS OF DC	\$ 93,920.37
FIRST LIBERTY INS CORP	\$ 41,662.01
FIRSTCOMP INS CO	\$ 144,951.14
FLORISTS MUTUAL INS CO	\$ 3,664.41
FORESTRY MUT INS CO	\$ 111,792.88
GENERAL ACCIDENT INS	\$ 1,400.00
GENERAL INS CO OF AMERICA	\$ 2,114.33
GEORGIA CASUALTY & SURETY	\$ 306,856.17
GRANITE STATES INS CO	\$ 548,750.01
GREAT AMERICAN ALLIANCE	\$ 161,204.04
GREAT AMERICAN INS CO	\$ 654,191.91
GUIDEONE MUTUAL INS	\$ 151,084.04
HANOVER INSURANCE CO	\$ 8,613.18
HARBOR SPECIALTY INS	\$ 18,585.08
HARLEYSVILLE MUTUAL INS CO	\$ 155,219.30
HARLEYSVILLE PREFERRED INS	\$ 1,200.44
HARTFORD A & I	\$ 311,852.89
HARTFORD CASUALTY CO	\$ 136,616.75
HARTFORD FIRE INS	\$ 285,945.56
HARTFORD INS CO OF MIDWEST	\$ 1,931,917.00
HARTFORD UNDERWRITERS INS	\$ 758,665.38

HOUSTON GENERAL INS	\$ 26,640.61
ILLINOIS NATIONAL INS	\$ 4,850.08
INDEMNITY INS CO OF NA	\$ 909,478.90
INDIANA LUMBERMENS MUTUAL	\$ 41,103.58
INS CO OF NORTH AMERICA	\$ 32,349.20
INS CO OF THE STATE OF PA	\$ 3,120,667.13
KEY RISK INS CO	\$ 599,975.44
L M INSURANCE CORP	\$ 299,686.57
LIBERTY INSURANCE CORP	\$ 1,099,451.54
LIBERTY MUTUAL FIRE INS CO	\$ 1,092,805.13
LIBERTY MUTUAL INS CO	\$ 843,895.81
LIBERTY MUTUAL INSURANCE CO	\$ 81,382.47
LMI INSURANCE CO	\$ 8,318.91
LUMBERMENS MUTUAL CASUALTY CO	\$ 614,739.99
MARYLAND CASUALTY INS CO	\$ 155,828.79
MFG ALLIANCE INS CO	\$ 119,368.98
MIDWEST EMPLOYERS CASUALTY CO	\$ 98,032.65
MONTGOMERY INSURANCE CO	\$ 159,142.63
MONUMENTAL GEN CAS	\$ 9,689.79
NATIONAL FIRE INS CO OF HARTFORD	\$ 7,023.19
NATIONAL FIRE INSURANCE CO	\$ 36,023.91
NATIONAL GRANGE MUTUAL	\$ 179,640.60
NATIONAL SURETY CORPORATION	\$ 12,661.00
NATIONAL TRUST INS CO	\$ 3,338.73
NATIONAL UNION FIRE INS CO	\$ 395,897.68
NATIONWIDE AGRIBUSINESS INS CO	\$ 202.98
NEW HAMPSHIRE INS CO	\$ 1,596,134.51
NORGUARD INS CO	\$ 26,160.83
NORTH RIVER INSURANCE CO	\$ 26,527.04
NORTHERN INS CO OF NY	\$ 36,807.44
NORTHWESTERN NATIONAL INS	\$ 8,035.36
OHIO CASUALTY COMPANY	\$ 6,700.93
OLD REPUBLIC INSURANCE CO	\$ 1,016,056.24
ONEBEACON INS CO	\$ 11,861.37
OWNERS INSURANCE COMPANY	\$ 3,276.64
PA MFGS INDEMNITY CO	\$ 3,113.88
PA MFRS ASSOC	\$ 420,606.88
PA NATL MUTUAL CASUALTY	\$ 95,925.34
PACIFIC EMPLOYERS INS CO	\$ 1,833,777.84
PEERLESS INS CO	\$ 566,449.22
PHOENIX INS CO	\$ 2,669,783.63
PRINCETON INS CO	\$ 3,234.11
ROYAL INDEMNITY CO	\$ 570,049.41
ROYAL INS CO OF AMERICA	\$ 360,363.98
SAFETY FIRST INS CO	\$ 2,547.87
SAFETY NATIONAL CASUALTY CORP	\$ 409,341.06
SELECTIVE INS CO OF SOUTHEAST	\$ 107,810.12
SELECTIVE WAY INS CO	\$ 45,249.74
SENTRY INS A MUTUAL CO	\$ 56,048.69



SENTRY SELECT INS CO	\$ 11,806.58
SOMPO JAPAN INS AMER	\$ 42,293.75
SOUTHERN FIRE & CASUALTY	\$ 94,095.64
SOUTHERN MUTUAL CHURCH INS	\$ 66,206.12
SOUTHERN PILOT INSURANCE CO	\$ 4,469.85
ST PAUL FIRE AND MARINE	\$ 731,596.93
ST PAUL MERCURY INS	\$ 260,994.18
STANDARD FIRE INSURANCE CO	\$ 41,338.69
STAR INSURANCE COMPANY	\$ 80,234.42
STATE FARM FIRE & CASUALTY	\$ 87,732.73
TECHNOLOGY INS CO	\$ 152,591.71
TIG INS CO	\$ 146,476.43
TIG PREMIER INS CO	\$ 831.25
TOKIO MARINE & FIRE INS CO	\$ 26,304.97
TOKIO MARINE NICHIDO	\$ 525,083.58
TOWER INSURANCE CO OF NEW YORK	\$ 12,796.08
TRANSCONTINENTAL INS CO	\$ 45,515.77
TRANSPORT INSURANCE CO	\$ 34,092.12
TRANSPORTATION INS CO	\$ 45,991.97
TRAVELERS CAS & SURETY	\$ 60,155.97
TRAVELERS IND CO AM	\$ 379,647.69
TRAVELERS INDEMNITY CO	\$ 1,298,836.61
TRAVELERS INDEMNITY CO	\$ 349,250.35
TRAVELERS INSURANCE CO	\$ 454,459.98
TRAVELERS PROPERTY CASUALTY CO OF A	\$ 819,131.63
TWIN CITY FIRE INS CO	\$ 658,190.31
U S SPECIALTY INS CO	\$ 128,404.29
US FIRE INSURANCE CO	\$ 403,569.76
USF&G	\$ 17,674.98
VALIANT INSURANCE CO	\$ 8,962.54
VALLEY FORGE INS CO	\$ 293,594.17
VANLINER INSURANCE CO	\$ 252,759.91
VIRGINIA SURETY CO	\$ 116,293.03
WAUSAU UNDERWRITERS INS	\$ 340,216.53
WESTPORT INS CORP	\$ 5,849.49
XL SPECIALTY INS CO	\$ 33,329.71
ZENITH INSURANCE CO	\$ 710,146.44
ZURICH AMER INS CO	\$ 3,268,995.32
ZURICH AMERICAN OF IL	\$ 38,633.71
ZURICH INSURANCE CO	\$ 255,542.48

**B. SELF-INSURED EMPLOYERS/FUNDS**

AIKEN COUNTY	\$12,351.04
ALBANY INTERNATIONAL CORP	\$19,510.99
AMICK PROCESSING INC	\$35,918.11
ARKANSAS BEST CORP	\$3,831.43
AUTO ZONE INC	\$2,728.00
BELLSOUTH TELECOMMUNICATIONS	\$257,775.83

BENTELER SOUTH CAROLINA	\$666.15
BI-LO INC	\$137,808.92
BLACK & DECKER CORP	\$110,309.92
BON SECOURS HEALTH SYSTEM	\$279,737.61
C R BARD INC	\$8,175.55
CAREALLIANCE HEALTH SERVICES	\$120,448.14
CAROLINA CANNERS INC	\$1,137.23
CAROLINA ROOFERS & SHEET	\$157.87
CHARLESTON CNTY SCHOOL DIST	\$41,279.29
CITY OF CHARLESTON	\$268,651.77
CITY OF COLUMBIA	\$166,597.70
CITY OF GREENVILLE	\$188,454.31
CITY OF MYRTLE BEACH	\$15.02
CITY OF NORTH CHARLESTON	\$26,261.78
COUNTY OF GREENVILLE	\$238,145.35
CRACKER BARREL OLD COUNTRY STORE	\$23,549.19
CRANE CO	\$165,345.65
CUMMINS ENGINE CO	\$278,922.97
DELHAIZE AMERICAN	\$121,550.42
DOLLAR GENERAL CORP	\$42,323.75
DUKE ENERGY CORPORATION	\$110,298.78
EATON CORPORATION	\$51,569.62
EI DUPONT DENEMOURS & CO	\$26,718.89
EMERSON ELECTRIC CO	\$2,646.88
ESAB WELDING PRODUCTS INC	\$37,450.26
ESTES EXPRESS LINES	\$53,422.79
FEDERAL EXPRESS CORP	\$376,982.95
FLOWERS BAKING CO	\$43,902.36
FLOYD S PIKE ELEC CONTR	\$26,768.63
FRITO LAY INC	\$5,484.13
FUJI PHOTO FILM	\$3,814.20
GEORGIA-PACIFIC CORPORATION	\$11,468.52
GREENBAX ENTERPRISES	\$29,714.16
GREENVILLE COUNTY SCHOOLS	\$88,034.97
HEALTHSOUTH REHAB CORP	\$78,692.93
INGLES MARKET	\$9,162.56
INTERCONTINENTAL HOTEL	\$33,809.54
INTERNATIONAL PAPER	\$71,339.74
KIMBERLY-CLARK CORPORATION	\$250,807.44
KOHLER COMPANY	\$1,031,710.76
KROGER COMPANY	\$27,718.34
LEXINGTON COUNTY HEALTH SERVICE	\$36,293.90
LIBERTY NATL LIFE INS	\$110,283.73
LOWES	\$241,920.18
MACK MOLDING COMPANY	\$34,127.57
MARRIOTT INTERNATIONAL INC	\$7,781.92
MB KAHN CONSTRUCTION CO	\$67,217.58
MEAD WESTVACO CORP	\$202,762.09
MOHAWK INDUSTRIES INC	\$93,730.07

MORTON INTERNATIONAL	\$8,068.27
MT VERNON MILLS INC	\$244,210.53
NATIONBANK CORP	\$70,528.31
NATL WELDERS SUPPLY	\$59,819.94
OWENS CORNING FIBERGLAS	\$82,687.96
PALMETTO HEALTH	\$325,364.76
PALMETTO HOSPITAL TRUST	\$3,839,611.29
PALMETTO TIMBER FUND	\$652,607.67
PERDUE FARMS INC	\$448,787.79
PIGGLY WIGGLY CAROLINA	\$189,596.13
PROGRESS ENERGY	\$128,216.05
REEVES BROTHERS INC	\$26,042.51
ROADWAY EXPRESS	\$2,559.75
RR DONNELLEY & SONS	\$251,718.78
RYDER SYSTEMS INC	\$15,970.29
RYOBI MOTOR PRODUCTS CORP	\$13,503.71
SC AUTOMOBILE DEALERS ASSOC	\$150,756.69
SC HOME BUILDERS	\$107,869.17
SC MCDONALDS OPERATORS SIF	\$178,968.37
SC MUNICIPAL INS TRUST	\$1,991,525.99
SC P&C INS GUARANTY ASSOC	\$54,083.14
SC PETROLEUM MARKETERS	\$27,673.68
SC PUBLIC SERVICE AUTH	\$112.00
SC SCHOOL BOARD INS TRUST	\$3,883,866.84
SCANA CORP	\$154,985.74
SCCWCT	\$1,806,066.61
SCH DIST OF GREENVILLE CTY	\$30,148.79
SCHAFFER COMPANY INC	\$7,398.67
SHONEYS INC	\$25,170.21
SISTER OF CHARITY	\$227.50
SMURFIT STONE CONTAINER	\$132,000.00
SONOCO PRODUCTS CO	\$2,529.18
SOUTHEASTERN FREIGHT LINES	\$100,551.50
SPARTANBURG STEEL PRODUCTS	\$29,144.15
STATE ACCIDENT FUND	\$14,154,839.22
SWIFT TRANSPORTATION CO	\$17,867.81
TIETEX CORPORATION	\$4,643.98
TRANSPORTATION EMPLOYERS	\$5,442.13
TYSON FRESH MEATS	\$22,118.32
UPS GROUND FREIGHT	\$221,827.62
WELLMAN INC	\$148,965.90
WHITE CONSOLIDATED IND	\$56,040.00

EXHIBIT II  
ASSESSMENTS LEVIED ON INSURANCE CARRIERS  
AND SELF-INSURED EMPLOYERS/FUNDS

**A. INSURANCE CARRIERS**

ACADIA INS CO	\$64,175.00
ACCIDENT FUND GEN INS	\$64,237.00
ACCIDENT FUND INS CO	\$1,665,713.00
ACCIDENT FUND NATL	\$103,058.00
ACCIDENT INS CO INC	\$442,574.00
ACE INA GROUP	\$6,932,125.00
ACIG INSURANCE CO	\$51.00
ADVANTAGE WORKERS COMP	\$168,879.00
AGENTS ALLIANCE INS	\$3,128.00
ALEA N AMER INS CO	\$1,365.00
ALLIANZ GLOBAL RISKS	\$117.00
ALLIED EASTERN IND	\$8,592.00
ALLMERICA FIN BENEFIT	\$3,658.00
ALLSTATE INS CO	\$1,877.00
AMER ALTERNATIVE INS	\$3,276.00
AMER ECONOMY INS CO	\$6,022.00
AMER FIRE & CASUALTY	\$34,636.00
AMER GUARANTEE & LIAB	\$69,467.00
AMER INTERSTATE INS	\$782,707.00
AMER STATES INS CO	\$14,190.00
AMER ZURICH INS CO	\$2,639,998.00
AMERICAN INTL GROUP	\$11,145,995.00
AMERISURE COMPANIES	\$614,815.00
AMGUARD INS CO	\$219,470.00
ANSUR AMERICA INS CO	\$34,910.00
ARCH INSURANCE CO	\$1,142,952.00
ARGONAUT GREAT CNTRL	\$42,892.00
ARGONAUT INS CO	\$36,639.00
ARGONAUT-MIDWEST INS	\$11,127.00
ARROWOOD INDEMNITY	\$432,357.00
ASSOC CASUALTY INS	\$30,340.00
ASSOCIATION INS CO	\$77,061.00
ASSURANCE CO OF AMER	\$16,807.00
ATLANTIC SPECIALTY	\$95,315.00
AUTO-OWNERS INS GROUP	\$1,557,086.00
B H HOMESTATE INS	\$95,162.00
BANCINSURE INC	\$538.00
BENCHMARK INS CO	\$43,762.00
BERKLEY NATL INS CO	\$110.00
BITUMINOUS CAS CORP	\$120,303.00
BITUMINOUS FIRE & MAR	\$42,838.00

BRIDGEFIELD CAS INS	\$2,128,962.00
BRIDGEFIELD EMP INS	\$64,337.00
BROTHERHOOD MUT INS	\$64,107.00
BUILDERS MUT INS CO	\$331,631.00
BUILDERS PREMIER INS	\$17,226.00
CAGC INSURANCE CO	\$569,703.00
CANAL INS CO	\$70,999.00
CAROLINA CAS INS CO	\$125,026.00
CENTRAL INS COS	\$36,287.00
CENTRE INS CO	\$3,941.00
CHEROKEE INS CO	\$120,601.00
CHUBB INDEM INS CO	\$138,884.00
CHURCH MUTUAL INS CO	\$66,880.00
CINCINNATI INS COS	\$320,840.00
CLARENDON NAT INS CO	\$22,834.00
CNA INS COMPANIES	\$1,384,088.00
COLONIAL AMER C & S	\$49.00
COLONY SPECIALTY INS	\$7,058.00
COMPANION P & C GROUP	\$1,351,646.00
CONTINENTAL INDEM CO	\$7,914.00
CONTINENTAL WSTRN INS	\$31,016.00
CRUM & FORSTER INDEM	\$13,409.00
CUMIS INS SOCIETY	\$325.00
CYPRESS INS CO (CA)	\$10,434.00
DALLAS NAT INS CO	\$215,488.00
EASTERN ADV ASSR CO	\$10,491.00
EASTERN ALLIANCE INS	\$29,336.00
EASTGUARD INS CO	\$28,790.00
ELECTRIC INS CO	\$307,249.00
EMPLOYERS ASSUR CO	\$261,150.00
EMPLOYERS FIRE INS	\$9,060.00
EMPLOYERS MUT CAS CO	\$131,114.00
EMPLOYERS PREFERRED	\$129,106.00
EMPLOYERS INS CO WAUSAU	\$464,186.00
EVEREST NAT INS CO	\$111,335.00
EVEREST REINS CO	\$59,271.00
FAIRMONT SPECIALTY	\$13,005.00
FCCI INS CO	\$218,490.00
FEDERAL INS CO	\$459,018.00
FEDERATED MUT GROUP	\$166,797.00
FEDERATED RURAL ELEC	\$236,356.00
FFVA MUT INS CO	\$97,508.00
FHM INS CO	\$299,362.00
FIREMANS FUND INS	\$223,227.00
FIREMENS INS OF DC	\$212,858.00
FIRST LIBERTY INS CP	\$99,993.00
FIRSTCOMP INS CO	\$181,305.00

FLORISTS MUT INS CO	\$119,513.00
FORESTRY MUT INS CO	\$308,238.00
FRANK WINSTON CRUM	\$40,824.00
FRANKENMUTH MUT INS	\$27,151.00
GATEWAY INS CO	\$3,774.00
GENERAL CASUALTY WIS	\$17,758.00
GENERAL INS AMERICA	\$12,482.00
GEORGIA & SURETY	\$3,543.00
GRAPHIC ARTS MUT INS	\$24,706.00
GREAT AMER ALLIANCE	\$442,860.00
GREAT AMER ASSUR CO	\$4,562.00
GREAT AMER INS CO	\$38,778.00
GREAT AMER INS CO NY	\$331,881.00
GREAT DIVIDE INS CO	\$22,129.00
GREAT NORTHERN INS	\$2,575.00
GREAT WEST CASUALTY	\$62,292.00
GUARANTEE INS CO	\$27,232.00
GUIDEONE INS COS	\$16,859.00
HANOVER INS CO	\$3,303.00
HARLEYSVILLE INS CO	\$24.00
HARLEYSVILLE MUT INS	\$23,066.00
HARLEYSVILLE PREF	\$10,616.00
HARLEYSVILLE WORCEST	\$403.00
HARTFORD ACC & INDEM	\$216,309.00
HARTFORD CASUALTY	\$404,435.00
HARTFORD FIRE INS CO	\$691,173.00
HARTFORD INS OF MW	\$3,874,649.00
HARTFORD UNDRS INS	\$815,591.00
HOUSTON GEN INS CO	\$2,975.00
IMPERIUM INS CO	\$208.00
INDIANA LUMBERMN MUT	\$4,279.00
KEY RISK INS CO	\$1,526,037.00
LIBERTY INS CORP	\$3,256,229.00
LIBERTY MUT FIRE INS	\$997,705.00
LIBERTY MUT INS CO	\$353,408.00
LION INSURANCE CO	\$20,182.00
LM INS CORP	\$497,290.00
LUMBERMENS MUTUAL	\$192,052.00
LUMBERMENS UNDRG AL	\$244,222.00
MADISON INS CO	\$21,321.00
MAG MUT INS CO	\$7,672.00
MARYLAND CASUALTY CO	\$24,895.00
MASS BAY INS CO	\$85,708.00
MEMIC INDEM CO	\$6,447.00
MFRS ALLIANCE INS CO	\$29,171.00
MIDWEST EMPLRS CAS	\$69,943.00
MILBANK INS CO	\$29,410.00

MITSUI SUMITOMO CO OF AM	\$45,299.00
MITSUI SUMITOMO USA	\$56,519.00
MONROE GUARANTY INS	\$35,504.00
MONTGOMERY MUT INS	\$152,559.00
MOTORISTS COML MUT	\$322.00
NAT AMER INS CO (OK)	\$6,908.00
NAT INTERSTATE INS	\$39,325.00
NAT TRUST INS CO	\$566,226.00
NATIONWIDE GROUP	\$183,565.00
NETHERLANDS INS CO	\$343,448.00
NGM INSURANCE CO	\$182,025.00
NORGUARD INS CO	\$155,580.00
NORTH AMER SPECIALTY	\$71,243.00
NORTH POINTE INS CO	\$279,729.00
NORTH RIVER INS CO	\$36,551.00
NORTHERN INS CO NY	\$26,014.00
NORTHWESTERN NATL INS	\$1,452.00
NOVA CASUALTY CO	\$6,030.00
OHIO CASUALTY INS CO	\$11,038.00
OHIO SECURITY INS CO	\$2,298.00
OLD REPUBLIC GENERAL	\$98,962.00
OLD REPUBLIC INS	\$1,478,182.00
ONEBEACON AMER INS	\$16,921.00
ONEBEACON INS CO	\$7,927.00
PACIFIC INDEM CO	\$82,305.00
PEERLESS INDEM INS	\$58.00
PEERLESS INS CO	\$200,512.00
PENN MFRS ASSN INS	\$418,242.00
PENN MFRS INDEMNITY	\$54,105.00
PENN NATIONAL INS COS	\$219,559.00
PHARMACISTS MUT INS	\$24,197.00
PRAETORIAN INS CO	\$85,733.00
PREFERRED PROF INS	\$55,251.00
PREMIER GROUP INS	\$134,234.00
PROPERTY & CAS INS	\$5,175.00
PROTECTIVE INS CO	\$71,584.00
QBE INS CORP	\$2,168.00
REDWOOD FIRE & CAS	\$84.00
REGENT INS CO	\$5,909.00
RIVERPORT INS CO	\$128,679.00
SAFECO INS CO AMER	\$3,819.00
SAFETY FIRST INS CO	\$1,197.00
SAFETY NAT CAS CORP	\$112,497.00
SEABRIGHT INS CO	\$135,814.00
SELECTIVE INS OF AM	\$22,914.00
SELECTIVE INS OF NY	\$351.00
SELECTIVE INS OF SC	\$149,943.00

SELECTIVE INS OF SE	\$159,333.00
SELECTIVE WAY INS CO	\$75,781.00
SENTINEL INS CO LTD	\$89,294.00
SENTRY INS GROUP	\$662,288.00
SEQUOIA INS CO	\$57.00
SOMPO JAPAN F&M INS	\$553.00
SOMPO JAPAN INS AMER	\$32,751.00
SOUTHERN FIRE & CAS	\$19,994.00
SOUTHERN INS CO	\$5,788.00
SOUTHERN MUT CHURCH	\$38,689.00
SOUTHERN PILOT INS	\$53,274.00
SOUTHERN STATES INS EXCHANGE	\$4,030.00
SPARTA INS CO	\$48,948.00
STAR INS CO (MI)	\$117,259.00
STARNET INS CO	\$221,191.00
STATE AUTO MUT INS	\$48,634.00
STATE AUTO PROP & CAS	\$160,398.00
STATE FARM FIRE & CAS	\$100,482.00
STATE NAT INS CO	\$11,161.00
STONEBRIDGE CAS INS	\$48,422.00
STONEWOOD INS CO	\$18,994.00
SYNERGY INS CO	\$3,726.00
T H E INS CO	\$23,033.00
TECHNOLOGY INS CO	\$718,680.00
TIG INS CO	\$17,508.00
TOKIO MAR NICHIDOUSB	\$114,118.00
TOWER GROUP COS	\$173,257.00
TRANS PACIFIC INS CO	\$10,673.00
TRANSGUARD INS OF AM	\$1,948.00
TRAVELERS GROUP	\$4,848,840.00
TRUMBULL INS CO	\$15,036.00
TWIN CITY FIRE INS	\$959,281.00
U S SPECIALTY INS CO	\$8,077.00
ULLICO CASUALTY CO	\$183,754.00
UNION INS CO	\$116,912.00
UNITED STATES FIRE	\$290,477.00
UNITED WISCONSIN INS	\$75,407.00
UNIVERSAL UNDRS INS	\$1,023.00
UTICA MUT INS CO	\$20,547.00
VANLINER INS CO	\$57,455.00
VIGILANT INS CO	\$5,893.00
VININGS INS CO	\$92,009.00
VIRGINIA SURETY CO	\$23,898.00
WAUSAU BUSINESS INS	\$313,871.00
WAUSAU UNDRS INS CO	\$625,064.00
WESCO INS CO	\$40,535.00
WEST AMER INS CO	\$32,037.00



WESTFIELD INS CO	\$52,518.00
WESTFIELD NAT INS CO	\$58.00
WESTPORT INS CORP	\$219,826.00
WILLIAMSBURG NAT INS	\$56,221.00
WORK FIRST CASUALTY	\$46,945.00
XL AMERICA GROUP	\$168,021.00
ZENITH INS CO	\$155,510.00
ZURICH AMER INS CO	\$2,584,975.00
ZURICH AMER OF ILL	\$11,503.00

**B. SELF-INSURED EMPLOYERS/FUNDS**

3V INC	\$3,762.00
A. O. SMITH CORPORATION	\$8,689.00
AAA COOPER TRANSPORTATION	\$41,222.00
AIKEN COUNTY	\$77,273.00
ALBANY INTERNATIONAL CORP	\$21,341.00
ALEX LEE INC	\$93,604.00
AMICK FARMS	\$8,139.00
ARKANSAS BEST CORP	\$26,035.00
ASPLUNDH TREE EXPERT CO	\$52,976.00
AT&T CORP	\$11,491.00
AUTOZONE INC	\$329.00
AVERITT EXPRESS INC	\$15,513.00
BALDOR ELECTRIC CO	\$18,824.00
BEAUFORT COUNTY SCHOOLS	\$57,538.00
BELLSOUTH TELECOMMUNICATIONS	\$188,134.00
BENTLELER SC INC	\$15,240.00
BI-LO INC	\$3,728.00
BON SECOURS HEALTH SYSTEM INC	\$104,205.00
CAROLINA CANNERS INC	\$7,369.00
CAROLINAS HEALTHCARE SYS	\$271.00
CAROLINAS ROOF/SHEET METAL SIF	\$194,010.00
CHARLESTON COUNTY SCH DIST	\$227,352.00
CITY OF CHARLESTON	\$373,854.00
CITY OF COLUMBIA	\$491,578.00
CITY OF GREENVILLE	\$55,079.00
CITY OF MYRTLE BEACH	\$93,029.00
CITY OF NORTH CHARLESTON	\$58,203.00
COMMISSIONERS OF PUBLIC WORKS	\$68,060.00
COOPER US INC	\$19,155.00
COSTCO WHOLESALE CORP	\$28,195.00
COUNTY OF GREENVILLE	\$155,712.00
CRACKER BARREL OLD CNTRY STORE	\$78,434.00
CUMINS ENGINE CO INC	\$54,888.00
DAIMLER TRUCKS NA LLC	\$90,879.00
DANA CORP	\$9,222.00
DELHAIZE AMERICAN INC	\$293,868.00

DIXIE-NARCO/CRANE	\$18,776.00
DOLLAR GENERAL CORP	\$293,079.00
DOWBRANDS INC	\$14,517.00
DUKE ENERGY CORP	\$121,338.00
E I DUPONT DE NEMOURS & CO	\$33,678.00
EASTMAN CHEMICAL CO	\$2,898.00
EATON CORP	\$7,371.00
EMERSON ELECTRIC CO	\$677.00
ESAB WELDING & CUTTING	\$25,169.00
ESTES EXPRESS LINES	\$25,642.00
FAMILY DOLLAR STORES OF SC	\$71,545.00
FEDERAL EXPRESS CORP	\$235,565.00
FEDEX FREIGHT INC	\$33,662.00
FEDEX GROUND PACKAGE SYS INC	\$15,931.00
FIRST HEALTH OF THE CAROLINAS	\$145.00
FLOWERS FOODS	\$25,543.00
FLYING J INC	\$606.00
FPP FAMILY INVESTMENTS INC	\$26,496.00
FRITO-LAY INC	\$9,148.00
FUJIFILM MFG USA INC	\$33,666.00
GEORGIA-PACIFIC CORP	\$3,282.00
GREATER GREENVILLE SANITATION	\$8,452.00
GREENBAX ENTERP/PIGGLY WIGGLY	\$114,661.00
GREENWOOD MILLS	\$23,405.00
GUARDIAN INDUSTRIES CORP	\$39,292.00
HAMRICKS INC	\$26,621.00
HCA INC	\$5,676.00
HEALTHSOUTH REHAB CORP	\$68,726.00
HOLCIM (US) INC	\$10,060.00
HYATT CORP	\$11,615.00
INGLES MARKET INC	\$129,408.00
INTERNATIONAL PAPER	\$225,249.00
J.C. PENNEY CORP INC	\$571.00
JOHN WEILAND HOMES	\$20,657.00
JOHN MANVILLE	\$76.00
KIMBERLY CLARK CORP	\$15,715.00
K-MART CORP/SEARS HOLDINGS	\$6,329.00
KOHLER CO	\$99,750.00
KROGER CO	\$122,107.00
LEXINGTON CNTY HEALTH SERVICES	\$135,291.00
LIBERTY NATL LIFE INS CO	\$14,651.00
LIMITED INC	\$12.00
LOWES COMPANIES INC	\$532,956.00
M. B. KAHN CONST CO INC	\$36,190.00
MACK MOLDING CO INC	\$6,043.00
MACYS INC	\$11,790.00
MARRIOTT INTERNATIONAL INC	\$29,190.00

MCLEOD HEALTH	\$81,779.00
MEADWESTVACO CORP	\$80,709.00
MERITOR INC	\$26,693.00
MOHAWK INDUSTRIES INC	\$14,346.00
MORTON INTERNATIONAL INC	\$628.00
MOUNT VERNON MILLS INC	\$29,957.00
NASH JOHNSON & SONS FARMS INC	\$225,454.00
OLD DOMINION FREIGHT LINES INC	\$10,375.00
OWENS CORNING FIBERGLAS CORP	\$91,540.00
PALMETTO HEALTH	\$244,298.00
PALMETTO HOSPITAL TRUST	\$1,042,486.00
PALMETTO TIMBER FUND	\$504,918.00
PARKDALE MILLS INC	\$838.00
PARKER HANNIFIN CORP	\$16,859.00
PIEDMONT NATURAL GAS CO INC	\$542.00
PILOT CORP	\$15,966.00
PROCTER & GAMBLE CO	\$7,160.00
PROGRESS ENERGY	\$26,313.00
QUIKTRIP CORP	\$21.00
R.R. DONNELLY & SONS CO	\$44,931.00
RICHLAND SCH DIST #2	\$145,636.00
ROCK-TENN	\$17,648.00
ROLLINS INC	\$71,757.00
ROPER ST FRANCIS HEALTHCARE	\$138,712.00
ROSEBURG FOREST PRODUCTS	\$6,008.00
RYDER SYSTEM INC	\$3,795.00
RYOBI MOTOR PRODUCTS CORP	\$2,051.00
SC ASSOCIATION OF COUNTIES SIF	\$2,632,736.00
SC AUTOMOBILE DEALERS ASSOC SIF	\$586,552.00
SC HOME BUILDERS SIF	\$553,629.00
SC MCDONALDS OPERATORS SIF	\$125,550.00
SC MUNICIPAL SELF-INS TRUST FUND	\$1,326,689.00
SC SCH BD SELF-INS TRUST FUND	\$2,758,171.00
SAIA MOTOR FREIGHT LINE INC	\$25,888.00
SANTEE COOPER	\$116,273.00
SCANA CORP	\$279,049.00
SCHAFFER CO INC	\$17,096.00
SCH DIST OF GREENVILLE COUNTY	\$310,292.00
SHAW GROUP INC	\$1,056.00
SHAW INDUSTRIES GROUP	\$55,389.00
SHERWIN-WILLIAMS CO	\$6,896.00
SHONEYS INC	\$2,825.00
SISTERS OF CHARITY	\$132,438.00
SKF USA INC	\$2,729.00
SONOCO PRODUCTS CO	\$20,858.00
SOUTHEASTERN FREIGHT LINES INC	\$66,917.00
SPRINGS INDUSTRIES INC	\$51,520.00

STANLEY BLACK & DECKER CORP	\$5,900.00
STANLEY BLACK & DECKER INC	\$2,652.00
STATE ACCIDENT FUND	\$5,518,221.00
SWIFT TRANSPORTATION CO INC	\$223,055.00
TARGET CORP	\$201,461.00
TERMINEX SERVICE INC	\$109,564.00
TEXTRON INC	\$474.00
THE MERCHANTS CO	\$5,925.00
THE PANTRY INC	\$4,381.00
TIETEX INTERNATIONAL LTD	\$7,593.00
TRANSPORTATION EMPLRS SI TRUST	\$984.00
TRELLEBORG COATED SYSTEMS US	\$3,393.00
TYSON FRESH MEATS INC/IBP	\$20,380.00
UPS GROUND FREIGHT	\$19,141.00
VARIETY WHOLESALERS INC	\$21,832.00
VULCAN MATERIALS CO	\$11,936.00
W.R. GRACE & CO	\$2,719.00
WAFFLE HOUSE INC	\$68,095.00
WAGGONERS TRUCKING	\$106,891.00
WCI OUTDOOR/ELECTROLUX	\$853.00
WELLMAN INC	\$16,494.00
WESTINGHOUSE ELECTRIC/CBS CORP	\$6,094.00
WEYERHAEUSER CO	\$23,234.00
WHITE CONSOLIDATED IND INC	\$7,806.00
WINN DIXIE STORES INC	\$2,036.00
YORK COUNTY	\$17,999.00
YRC INC	\$34,209.00