

H 5377
1.978
cop. 3

S. C. STATE LIBRARY

JUL 5 1978

STATE DOCUMENTS


ANNUAL REPORT

**South Carolina Higher Education
Tuition Grants Committee**

JANUARY 1, 1978



**Printed Under the Direction of the
State Budget and Control Board**



ANNUAL REPORT

**South Carolina Higher Education
Tuition Grants Committee**

JANUARY 1, 1978



**Printed Under the Direction of the
State Budget and Control Board**

TABLE OF CONTENTS

	Page
Tuition Grants—Philosophy and Purpose	4
Committee Members and Staff	5
Statutory Authority for the Agency	6
History of the Agency	6
Program Administered by the Agency	6
Resources	7
1977-78 Highlights	8
Appendices:	
Appendix A—Undergraduate Full Time Student Enrollments	10
Appendix B—Full Time Freshmen Enrollments	11
Appendix C—South Carolina Resident Enrollments	12
Appendix D—Full Time College Enrollments by Public and Private Sector	13
Appendix E—Percentage of Full Time Students in Public and Private Colleges	14
Appendix F—Tuition Grant Applications Received and Grants Awarded by Colleges	15
Appendix G—Tuition Grant Awards by Class, Number, College, and Dollar Amount for 1977-78	16
Appendix H—Grants Awarded by Family Income Ranges ...	17
Appendix I—Tuition Grants by County	18
Appendix J—County Map	19
Appendix K—1976-77 Tuition Grants Awarded by Class, Number, College and Amount	20
Appendix L—Awards, State Funds and Total Funds History	21

TO: *His Excellency, Governor James B. Edwards, Chairman State Budget and Control Board, and The Members of the South Carolina General Assembly.*

The Higher Education Tuition Grants Committee respectfully submits for consideration its annual report. Included in this report are general data concerning the development of the program and specific data covering the 1977-78 academic year.

Respectfully yours,
Hilburn Womble, Jr.
Higher Education Tuition Grants Committee

TUITION GRANTS—PHILOSOPHY AND PURPOSE

“Whereas, the General Assembly finds that as a result of the rising school population and the continuously rising cost of providing proper facilities for the higher education of young people, there exists in this State an urgent need to use all available educational resources wisely. A lack of higher educational facilities is inimical to the welfare and prosperity of all residents of the State and to the continued financial growth of the State; and

Whereas, the General Assembly also finds that within the State there exists several accredited independent institutions of higher learning whose facilities could be used effectively in the public interest by providing additional space for students thereby eliminating the need for substantial increases in capital outlay funds;

Whereas, it is vital to the growth of the State that all qualified residents be offered the opportunity for furthering their education.

To achieve this in the most economical manner, students willing to bear the major cost of their education expenses should be assisted where financial need exists in an effort to make their educational goals more readily attainable.”

—The Preamble to the Tuition Grants Law

**SOUTH CAROLINA HIGHER EDUCATION
TUITION GRANTS COMMITTEE**

Dr. C. H. Womble, Jr.
Chairman
Coker College
Hartsville, S.C.

Dr. Henry Ponder
Vice Chairman
Benedict College
Columbia, S.C.

Dr. Claude R. Rickman
Secretary
Central Wesleyan College
Central, S.C.

Honorable Rembert Dennis
Senate
Moncks Corner, S.C.

Honorable Nick Theodore
House of Representatives
Greenville, S.C.

Mr. Stanyarne Bell
Erskine College
Due West, S.C.

Dr. Lester Brown
Voorhees College
Denmark, S.C.

Dr. H. V. Manning
Claflin College
Orangeburg, S.C.

Dr. Ralph T. Mirse
Columbia College
Columbia, S.C.

Dr. Jack Early
Limestone College
Gaffney, S.C.

NAMES AND TITLES OF STAFF MEMBERS

R. Laine Ligon Director
Dorothy Navarro Bookkeeper
Kathy Ligon Administrative-Assistant
Gena Floyd Secretary
Debbie Shupe Secretary
Saran Simon Secretary
Dean Long Computer Operator

Tuition Grants Agency
411 Keenan Building
Columbia, South Carolina 29201
Telephone: 758-7070

STATUTORY AUTHORITY FOR THE AGENCY

The General Assembly of the State of South Carolina during the 1970 session passed Act 1191 creating the Higher Education Tuition Grants Committee. This committee was created as a State agency charged with the responsibility for overseeing the operation of the Tuition Grants Program.

HISTORY OF THE AGENCY

In 1970 the General Assembly passed a bill which created the Higher Education Tuition Grants Committee, an agency which was charged with the responsibility of administering tuition grants to independent college students. The Governor signed the bill on May 1, 1970. The original appropriation was \$5,000. No awards were made the first year. In 1971-72 the program aided 43 students. In 1972-73, a total of 134 students received awards.

A total of 3,271 grants were made for the 1973-74 academic year. The Committee made awards to 5,186 students for the 1974-75 academic year. 5,784 awards were made to students for the 1975-76 year. 7,516 awards were made to students for the 1976-77 year. Thus far, 7,217 awards have been made to students for the 1977-78 year.

PROGRAM ADMINISTERED BY THE AGENCY

The South Carolina Higher Education Tuition Grants Committee has been charged by the General Assembly with the responsibility of administering the Tuition Grants Program. This program allows South Carolina residents who attend independent colleges in this state to receive financial assistance from the state.

All grant recipients must be full-time students, of good moral character and must demonstrate financial need and academic merit. They may not take a course which leads to a degree in theology, divinity, or religious education.

Eligible students may apply their grants toward tuition and fees at a South Carolina independent college which is accredited by the Southern Association of Colleges and Secondary Schools or certified for teacher training. The amount of the grant may not exceed the student's financial need or the total of tuition and fees charged by the college. Also, the amount may not exceed the annual subsidy for students who attend public colleges in the state.

In October 1977, the Tuition Grants Committee distributed

application forms to all South Carolina secondary schools and to eligible colleges. The guidance offices at the secondary schools and the financial aid offices at the colleges distributed these application forms to students throughout the state.

The Tuition Grants Office received a total of 10,824 applications for the 1977-78 Academic year.

The Tuition Grants Program has opened the door of educational opportunity to thousands of South Carolinians. A survey of grant recipients has indicated that forty-three percent (43%) of the grant winners would not have gone to college without the award.

RESOURCES

The state appropriation for 1977-78	\$8,217,379
Federal matching funds through the	
State Student Incentive Grants Program	\$ 730,948
Total Grants Program Funding	\$8,948,337

Total administrative costs for 1977-78 will be approximately \$125,000 or 1.4% of the appropriation.

1977 - 78 HIGHLIGHTS

1. Students at eighteen (18) independent colleges in South Carolina were eligible to participate in the Tuition Grants Program during 1977-78. These colleges enrolled a total of 16,344 full time undergraduate students. Seventy nine percent (79%) of these students are from South Carolina.
2. Two out of every three students had a total family income less than \$14,000 per year. Roughly 90% of the students had incomes less than \$20,000 per year. The average 1976 income was \$10,567.
3. Thirty two percent (32%) of the 1977-78 award dollars went to South Carolina residents attending the four historically black colleges that participate in the program.
4. The 1977-78 average tuition/fee charge is \$2,085 per year, not including room, board or books. This is an increase of \$150 over the 1976-77 average.
5. Seventy six percent (76%) of the 1977-78 freshmen tuition grant recipients ranked in the upper half of their high school class.
6. Females accounted for 61% of the 1977-78 awardees.
7. Ninety two percent (92%) of the students were dependent upon their parents/guardians for financial support. Eight percent (8%) were totally independent and relied only on their own income or that of a spouse.

APPENDICES

	Page
Appendix A—Undergraduate Full Time Student Enrollments	10
Appendix B—Full Time Freshmen Enrollments	11
Appendix C—South Carolina Resident Enrollments	12
Appendix D—Full Time College Enrollments by Public and Private Sector	13
Appendix E—Percentage of Full Time Students in Public and Private Colleges	14
Appendix F—Tuition Grant Applications Received and Grants Awarded by Colleges	15
Appendix G—Tuition Grants Awards by Class, Number, College, and Dollar Amount for 1977-78	16
Appendix H—Grants Awarded by Family Income Ranges	17
Appendix I—Tuition Grants by County	18
Appendix J—County Map	19
Appendix K—1976-77 Tuition Grants Awarded by Class, Number, College, and Amount	20
Appendix L—Awards, State Funds and Total Funds History	21

**UNDERGRADUATE FULL-TIME STUDENT ENROLLMENTS AT
THE EIGHTEEN COLLEGES PARTICIPATING IN
TUITION GRANTS PROGRAM**

	1973-74	1974-75	1975-76	1976-77	1977-78
Anderson	981	1017	1063	1063	961
Baptist	1215	1236	1297	1286	1285
Benedict	1265	1262	1615	1973	2025
Central Wesleyan	276	321	346	338	349
Clafflin	746	820	903	985	892
Coker	561	544	403	377	282
Columbia	831	832	783	812	846
Converse	779	764	717	753	766
Erskine	685	715	710	656	649
Furman	1990	2007	2027	2012	2012
Limestone	427	432	464	656	681
Morris	347	389	515	617	663
Newberry	777	828	829	812	810
North Greenville	592	594	555	493	480
Presbyterian	860	812	828	798	812
Spartanburg	794	774	922	903	944
Voorhees	728	846	1007	1042	944
Wofford	1006	982	944	1030	975
TOTAL STUDENTS	14,860	15,175	15,928	16,606	16,376

Source: "Opening Fall Enrollments," Higher Education General Information Survey

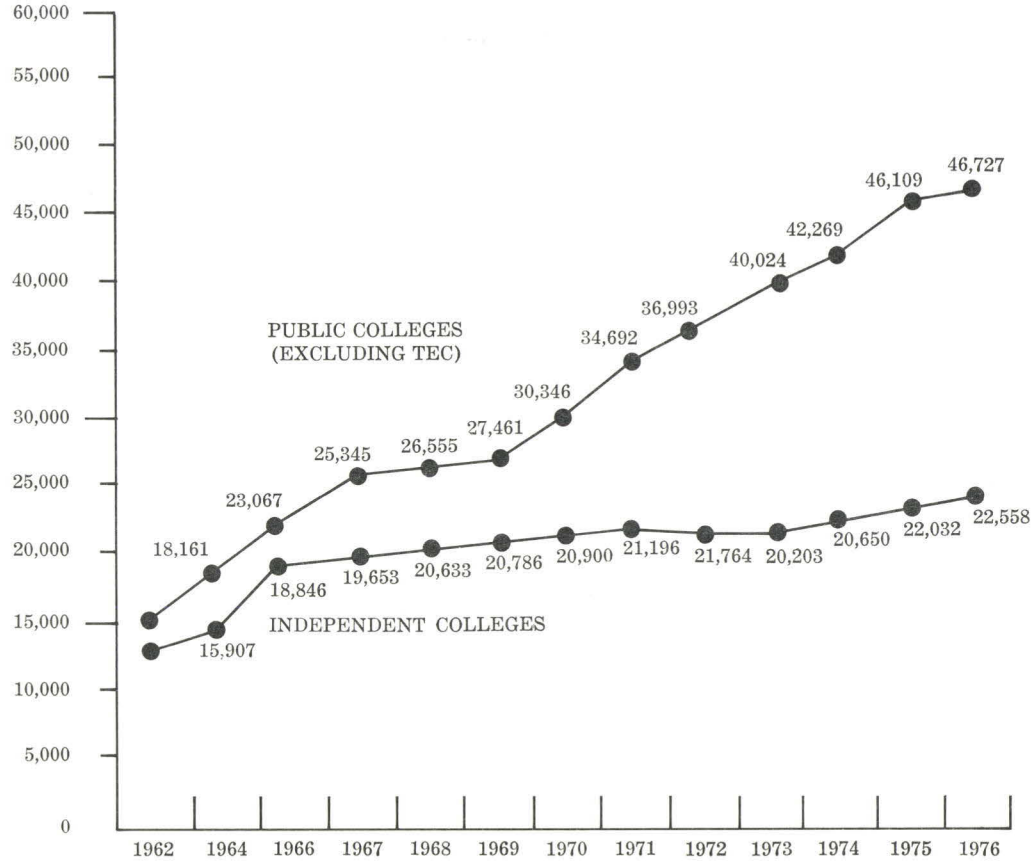
**FULL-TIME FRESHMEN ENROLLMENTS AT THE EIGHTEEN
COLLEGES PARTICIPATING IN TUITION GRANTS PROGRAM**

	1973-74	1974-75	1975-76	1976-77	1977-78
Anderson	573	569	662	623	604
Baptist	437	442	552	604	569
Benedict	336	459	687	778	645
Central Wesleyan	94	118	121	103	113
Claflin	268	322	302	297	264
Coker	163	150	127	124	82
Columbia.....	277	290	253	248	283
Converse	261	234	246	242	228
Erskine	212	240	252	204	206
Furman	609	615	655	631	649
Limestone	135	163	157	193	198
Morris.....	127	188	205	274	275
Newberry	283	280	303	259	278
North Greenville	450	483	385	282	262
Presbyterian	250	221	252	277	307
Spartanburg	549	623	454	538	527
Voorhees	244	318	327	495	383
Wofford	264	263	257	343	312
TOTAL STUDENTS.....	5532	5978	6197	6515	6185

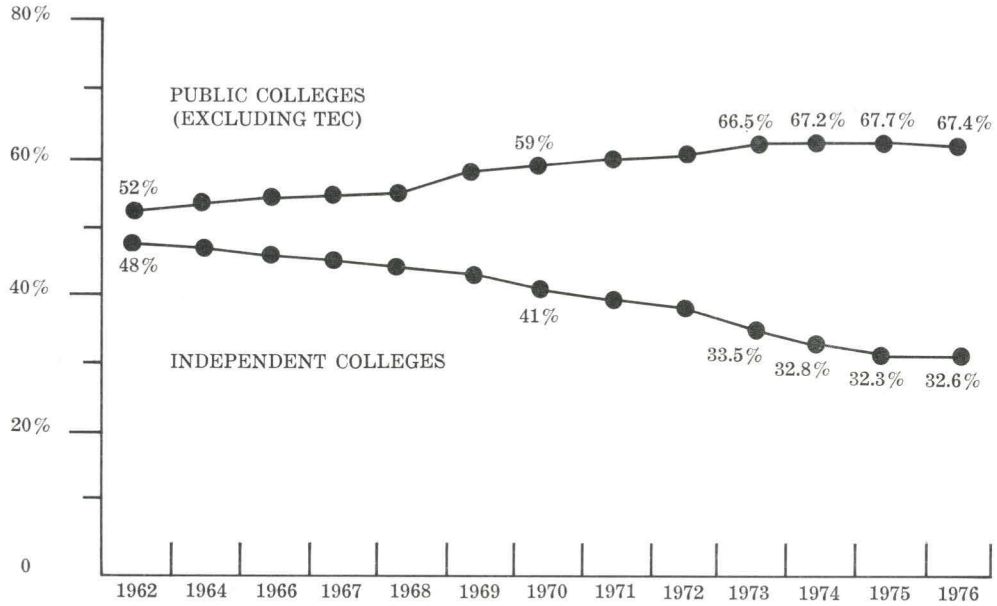
**S. C. RESIDENT ENROLLMENTS AT THE EIGHTEEN COLLEGES
PARTICIPATING IN TUITION GRANTS PROGRAM**

	1973-74	1974-75	1975-76	1976-77	1977-78
Anderson	931	966	993	1004	892
Baptist	1085	1105	1203	1207	1207
Benedict	1126	1103	1473	1808	1839
Central Wesleyan	156	196	174	171	184
Claffin	764	785	870	948	851
Coker	488	485	344	335	239
Columbia.....	787	793	733	766	792
Converse	312	324	327	317	304
Erskine	435	470	527	493	485
Furman	1041	1221	993	901	860
Limestone	292	325	358	528	572
Morris.....	326	415	503	552	601
Newberry	574	595	625	631	624
North Greenville	634	639	527	460	432
Presbyterian	476	465	504	501	455
Spartanburg	758	751	840	898	909
Voorhees	692	813	939	935	867
Wofford	749	735	695	763	721
TOTAL STUDENTS.....	11,626	12,186	12,628	13,218	12,834

FULL-TIME COLLEGE AND UNIVERSITY ENROLLMENTS BY PUBLIC & PRIVATE INSTITUTIONS



**PERCENTAGE OF FULL-TIME STUDENTS
IN PUBLIC & PRIVATE COLLEGES**



APPLICATIONS RECEIVED AND GRANTS AWARDED

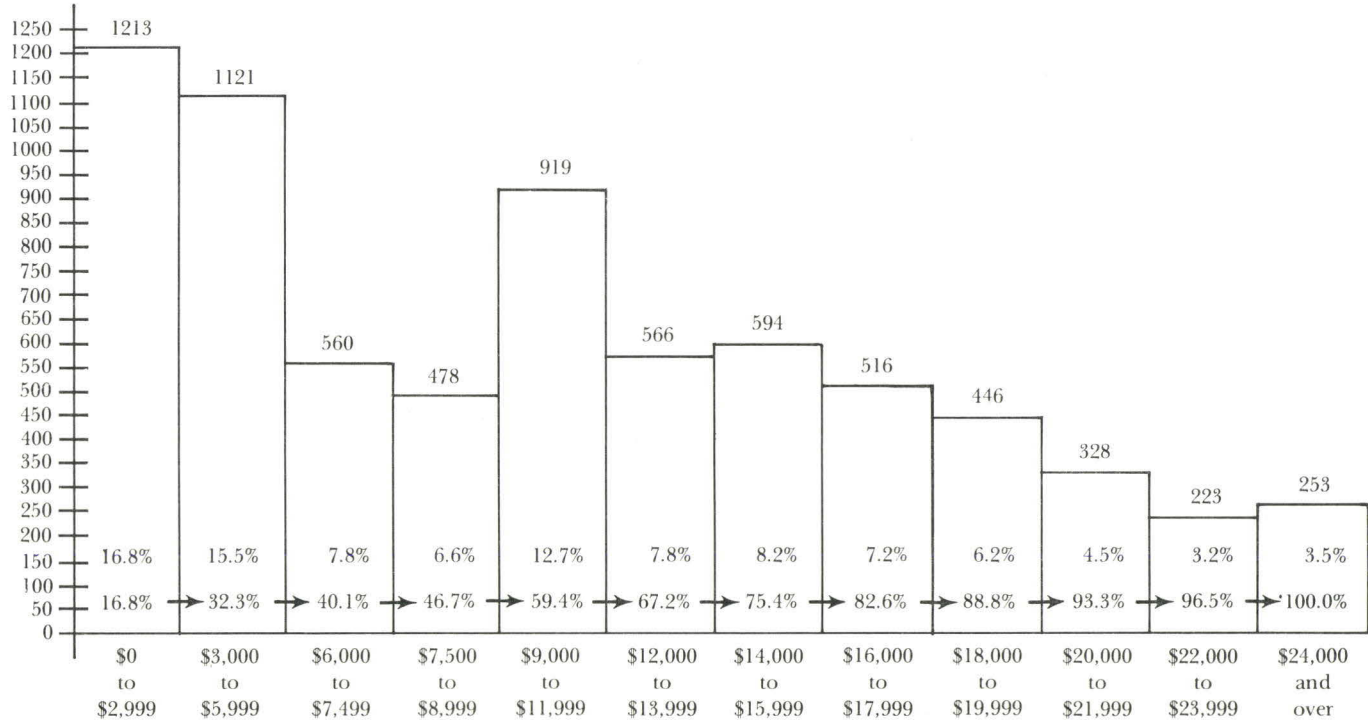
	Applications Received	Grants
Anderson	663	439
Baptist	1,110	679
Benedict	2,020	1,330
Central Wesleyan	171	109
Claflin	945	656
Coker	205	127
Columbia	529	385
Converse	153	118
Erskine	407	315
Furman	618	491
Limestone	352	198
Morris	496	245
Newberry	548	408
North Greenville	307	184
Presbyterian	313	223
Spartanburg	728	410
Voorhees	746	525
Wofford	<u>513</u>	<u>375</u>
TOTALS	10,824	7,217

1977-78 TUITION GRANTS

COLLEGE	FRESHMEN		SOPHOMORE		JUNIOR		SENIOR		TOTAL	
	No.	Amount	No.	Amount	No.	Amount	No.	Amount	No.	Amount
Anderson	243	\$ 274,155	196	\$ 218,525		\$ 0		0	439	\$ 492,680
Baptist	198	290,450	170	255,630	159	231,705	152	224,100	679	1,001,885
Benedict	331	411,872	435	560,720	364	480,683	200	256,340	1,330	1,709,615
Central Wesleyan	31	43,770	20	24,740	22	31,540	36	52,170	109	152,220
Clafflin	158	105,180	183	134,425	173	125,935	142	100,040	656	465,580
Coker	26	38,863	25	37,740	45	65,720	31	44,973	127	187,296
Columbia.....	137	183,590	90	125,806	92	127,080	66	95,980	385	532,456
Converse	36	52,200	29	46,090	30	41,930	23	34,240	118	174,460
Erskine	71	101,720	78	117,870	95	140,870	71	106,850	315	467,310
Furman	128	190,450	118	167,400	116	169,910	129	196,710	491	724,470
Limestone	53	74,540	53	72,200	53	77,980	39	57,330	198	282,050
Morris.....	44	28,290	85	50,420	65	41,280	51	33,400	245	153,390
Newberry	134	191,703	103	155,025	103	151,360	68	97,995	408	596,083
North Greenville	109	104,935	75	82,925		0		0	184	187,860
Presbyterian	80	120,155	39	56,680	61	89,650	43	63,180	223	329,665
Spartanburg	213	200,490	197	177,804		0		0	410	378,294
Voorhees	78	70,530	144	139,470	140	147,580	163	161,670	525	519,250
Wofford	81	119,220	115	162,490	99	144,080	80	108,445	375	534,235
TOTALS.....	2,151	\$2,602,113	2,155	\$2,585,960	1,617	\$2,067,303	1,294	\$1,633,423	7,217	\$8,888,799

Note: Above figures will vary due to refunds, award changes, and new awards

1977-78 GRANTS BY INCOME RANGES



1977-78 TUITION GRANTS BREAKDOWN

County	Number of Recipients	Percentage of Recipients	Percentage of State Population
Abbeville	74	1.03	.81
Aiken	135	1.87	3.51
Allendale	32	.44	.37
Anderson	387	5.36	4.07
Bamberg	144	2.00	.62
Barnwell	51	.71	.66
Beaufort	112	1.55	1.97
Berkeley	244	3.38	2.16
Calhoun	56	.78	.42
Charleston	650	9.01	9.55
Cherokee	131	1.82	1.42
Chester	50	.69	1.15
Chesterfield	74	1.03	1.30
Clarendon	106	1.47	.98
Colleton	96	1.33	1.06
Darlington	175	2.42	2.06
Dillon	46	.64	1.11
Dorchester	152	2.11	1.25
Edgefield	35	.48	.61
Fairfield	90	1.25	.77
Florence	252	3.49	2.46
Georgetown	130	1.80	1.30
Greenville	612	8.48	9.28
Greenwood	62	.86	1.92
Hampton	39	.54	.61
Horry	110	1.52	2.70
Jasper	38	.53	.46
Kershaw	121	1.68	1.34
Lancaster	40	.55	1.67
Laurens	124	1.72	1.92
Lee	90	1.25	.71
Lexington	175	2.42	3.43
McCormick	11	.15	.31
Marion	77	1.07	1.17
Marlboro	86	1.19	1.05
Newberry	101	1.40	1.13
Oconee	106	1.47	1.57
Orangeburg	320	4.43	2.70
Pickens	132	1.83	2.30
Richland	426	5.90	9.03
Saluda	30	.42	.56
Spartanburg	645	8.94	6.71
Sumter	235	3.26	3.07
Union	96	1.33	1.13
Williamsburg	181	2.51	1.32
York	131	1.82	3.30

1976-77 TUITION GRANTS

COLLEGE	FRESHMEN		SOPHOMORE		JUNIOR		SENIOR		TOTAL	
	No.	Amount	No.	Amount	No.	Amount	No.	Amount	No.	Amount
Allen	26	\$ 12,350	63	\$ 30,315	35	\$ 15,960	28	\$ 14,095	152	\$ 72,720
Anderson	273	236,003	241	206,082		0		0	514	442,085
Baptist	194	229,385	175	214,335	181	230,897	111	114,310	661	788,927
Benedict	510	501,825	478	494,675	239	247,908	128	123,955	1,355	1,368,363
Central Wesleyan	19	23,555	22	23,330	32	37,250	27	29,130	100	113,265
Claflin	174	139,950	209	162,365	171	132,760	147	105,440	701	540,515
Coker	40	41,221	37	47,183	54	61,132	48	58,674	179	208,210
Columbia	117	136,260	96	110,005	76	95,350	63	71,060	352	412,675
Converse	36	48,320	28	35,360	21	29,080	23	27,142	108	139,902
Erskine	72	91,180	87	109,185	72	89,569	67	84,155	298	374,089
Furman	119	144,985	129	151,587	138	177,385	118	149,045	504	623,002
Limestone	70	83,547	68	86,020	31	37,070	36	43,720	205	250,357
Morris	49	29,420	59	37,040	47	31,960	25	18,540	180	116,960
Newberry	125	159,187	118	151,353	77	97,719	65	80,293	385	448,552
North Greenville	125	107,882	96	79,144		0		0	221	187,026
Presbyterian	56	69,675	70	83,815	46	55,250	45	57,210	217	265,950
Spartanburg	236	160,030	140	101,737		0		0	376	261,767
Voorhees	145	124,655	173	161,025	177	172,460	131	125,865	626	584,005
Wofford	127	157,915	94	114,805	101	125,780	62	79,350	384	477,850
TOTALS	2,513	\$2,497,345	2,383	\$2,399,361	1,498	\$1,637,530	1,124	\$1,181,984	7,518	\$7,716,220

AWARDS, STATE FUNDS, AND TOTAL FUNDS HISTORY

	<u>1970-71</u>	<u>1971-72</u>	<u>1972-73</u>	<u>1973-74</u>	<u>1974-75</u>	<u>1975-76</u>	<u>1976-77</u>	<u>1977-78</u>
STATE APPROPRIATION	\$5000	\$50,000	\$150,000	\$4,000,000	\$6,180,000	\$7,255,473	\$7,332,686	\$8,354,749
TOTAL FUNDS	\$5000	\$50,000	\$150,000	\$4,000,000	\$6,398,882	\$7,460,840	\$7,833,339	\$9,085,707
NUMBER OF GRANTS		43	134	3,271	5,186	5,784	7,516	7,217*

*Number of 1977-78 grants does not include total number of new second semester awards.

SOUTH CAROLINA STATE LIBRARY



0 01 01 0028906 4

