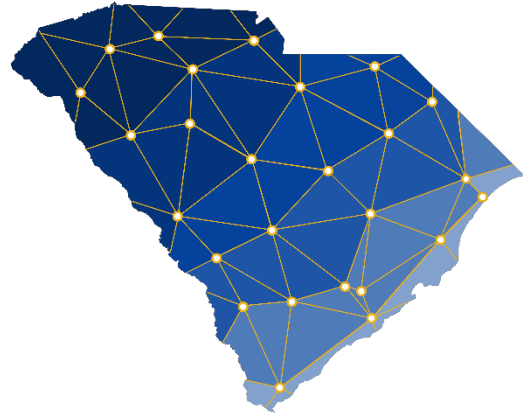


SCSL Digital Collections

Longitudinal data report – proviso 11.17

Rights	Records, documents, and information made available by the agencies of the South Carolina state government or its subdivisions are the property of the people of the state of South Carolina. Therefore, according to U.S. copyright law, the South Carolina State Library considers these items to be in the public domain (see Title 17, U.S.C.).
Download date	2024-09-20 23:53:00
Link to Item	https://dc.statelibrary.sc.gov/handle/10827/54772



South Carolina
Commission on Higher Education
Access | Affordability | Excellence

December 1, 2020

Longitudinal Data Report - Proviso 11.17

Tuition, Cost of Attendance, Appropriations, and Capital Appropriations

Introduction

- In accordance with Proviso 11.17, the **SC Commission on Higher Education (CHE)** provides this report that summarizes tuition and required fees, cost of attendance, and state operating funding as measured on an in-state student basis received by colleges and universities.
- Proviso 11.17. (CHE: Longitudinal Data Reports)
By December first each year, **CHE** is directed to provide a report to the Chairman of the Senate Finance Committee and the Chairman of the House Ways and Means Committee on tuition and required fee trends submitted to the commission by the state's public colleges and universities. The baseline of the report must be the most recent fall semester compared to the previous five fall semesters. The commission shall also provide comparable data and trends for and among SREB states for the same period of time. For the same time periods noted above, the commission shall also calculate in the report the level of recurring base state operating funding received by each college and university as measured on an in-state student basis as well as the average of such funding provided in each SREB state. In addition, for the same time periods noted above, the commission shall also provide in the report a calculation of the level of recurring and/or non-recurring funding provided by the state to each college and university for capital related needs, including facilities and/or equipment related capital funding, as measured on an in-state student basis as well as the average of such funding provided in each SREB state.



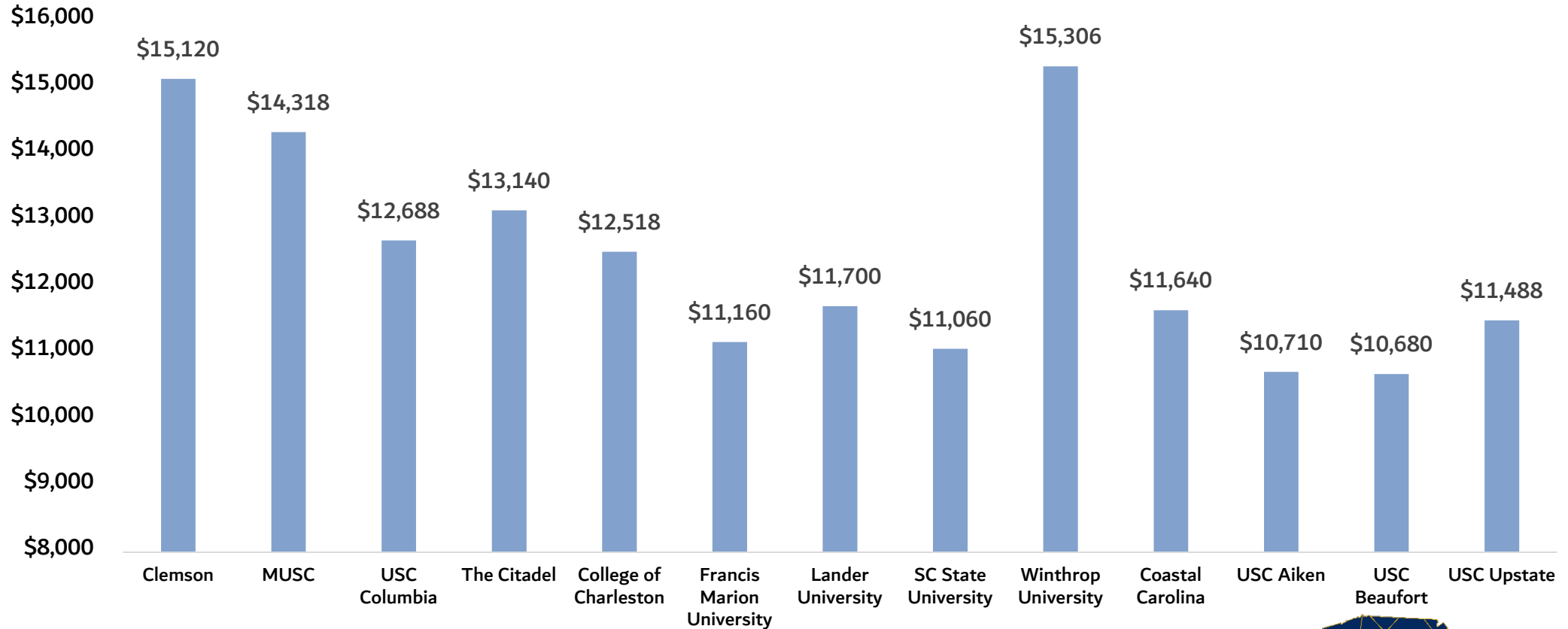
Tuition and Required Fees

- The amount of tuition and required fees covering a full academic year most frequently charged to students. These values represent what a typical South Carolina resident student is charged and may not be the same for all students at an institution. If tuition is charged on a per-credit-hour basis, the average full-time credit hour load for an entire academic year is used to estimate average tuition. Required fees include all fixed sum charges that are required of such a large proportion of all students that the student who does NOT pay the charges is an exception.
- The tuition and required fees does not include fees charged by certain majors (business, engineering, science, etc.) or course specific fees.
- Typical categories of required tuition and fees include education and general tuition, student activity fees, registration fees, debt service fees, medical fees, intercollegiate athletic fees, student activities fees, instructional technology fees, plant improvement fees, and maintenance fees.



Tuition and Required Fees

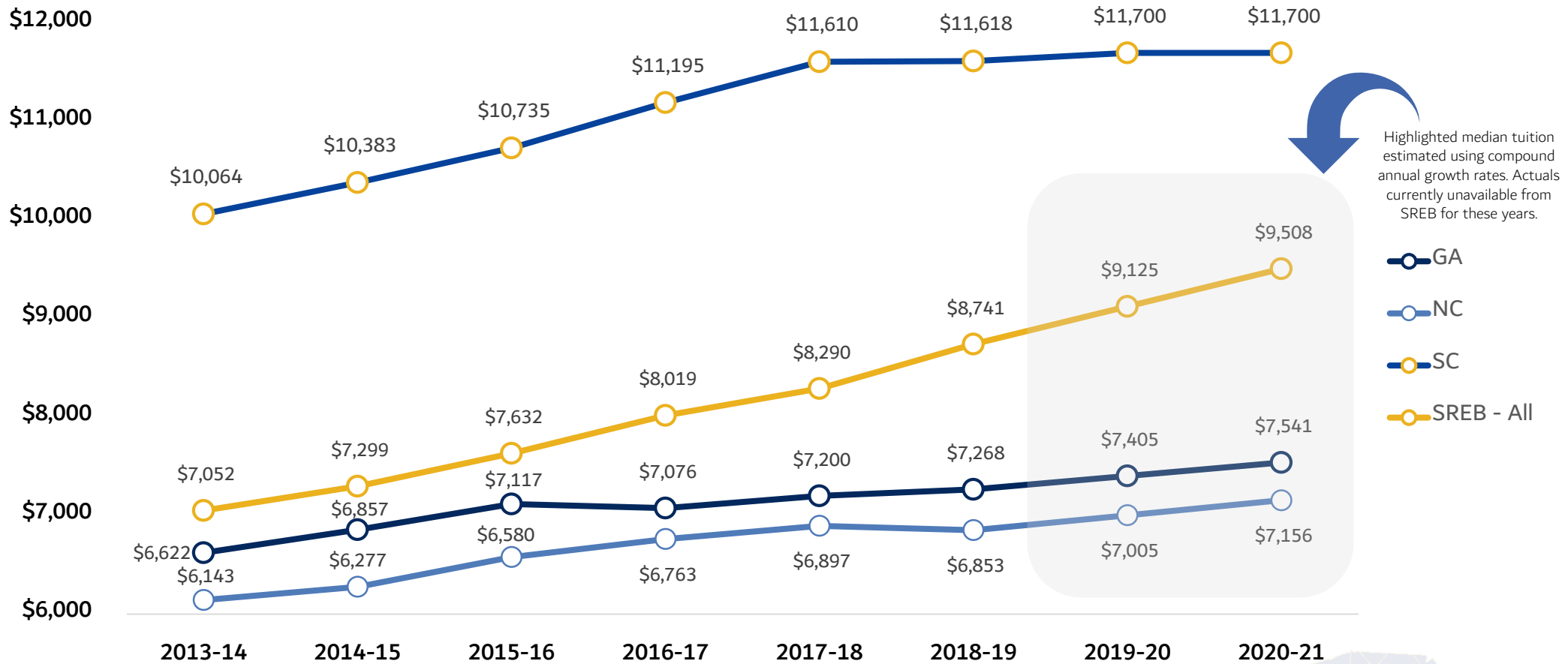
2020-21, In-State, Undergraduate, 4-Year



Source: CHE 100 Report, as submitted by institutions and colleges



Median Tuition Compared to SREB States 2015-16 to 2020-21, In-State, Undergraduate, 4-Year

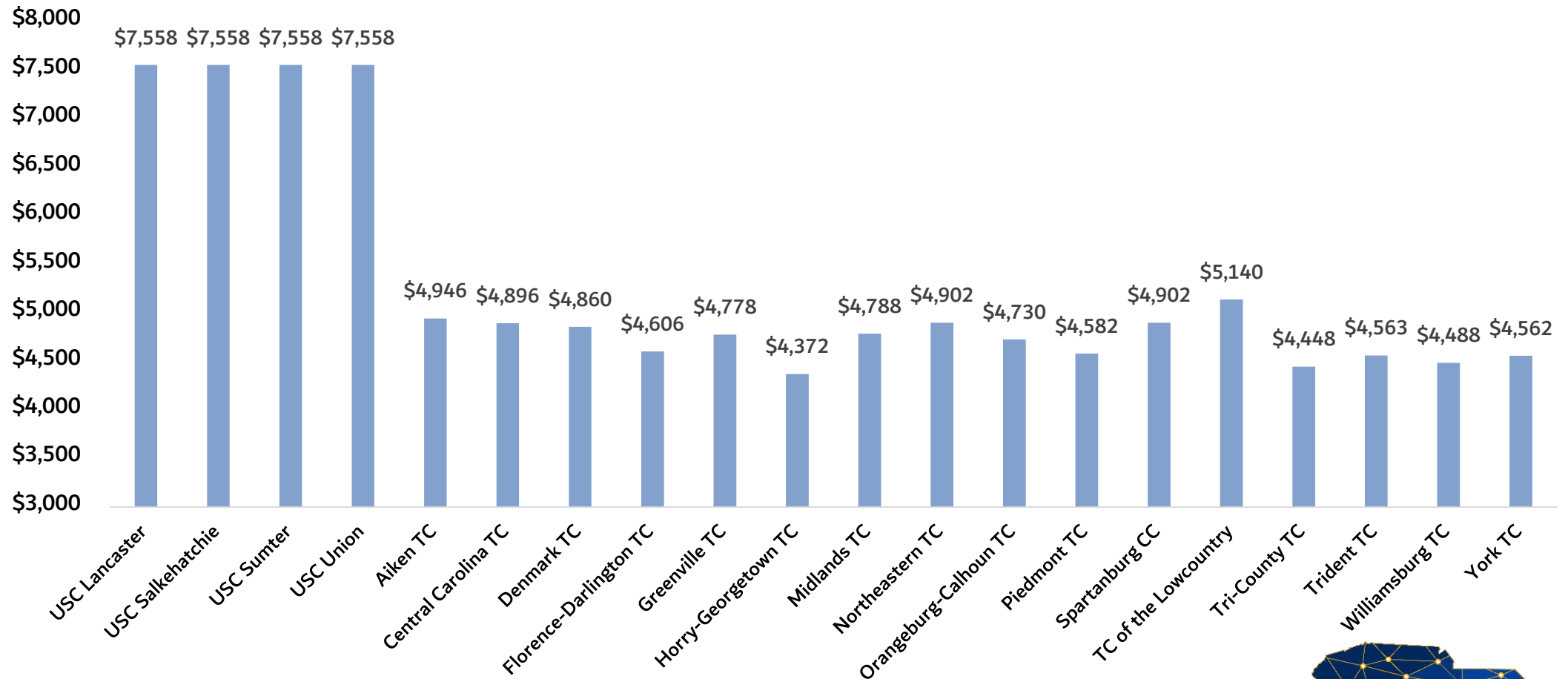


Source: SREB: Southern Regional Education Board (www.sreb.org/general-information/median-annual-tuition-and-fees). CHE 100 Report.



Tuition and Required Fees

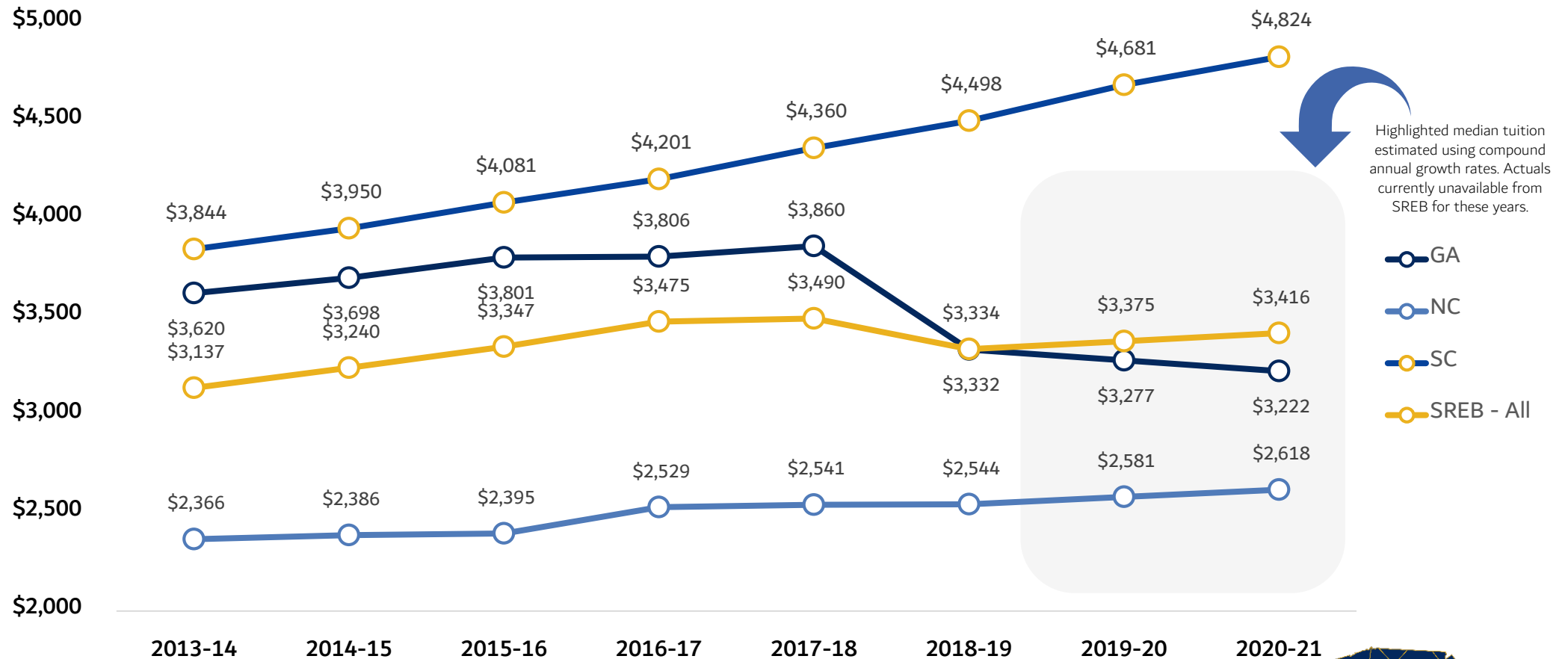
2020-21, In-State, 2-Year & Technical College



Source: CHE 100 Report, as submitted by institutions and colleges



Median Tuition Compared to SREB States 2015-16 to 2020-21, 2-Year and Technical Colleges



Source: SREB: Southern Regional Education Board (www.sreb.org/general-information/median-annual-tuition-and-fees). CHE 100 Report.



State Appropriations Per In-State Student

- Recurring, base operating state appropriations divided by in-state students.
- State appropriations are amounts received by institutions through acts of a state legislative body, except grants and contracts and capital appropriations. Funds reported in this category are for meeting current operating expenses, not for specific projects or programs.
- The headcount enrollment for the fall semester is used with the geo-origin of South Carolina, undergraduate student level, and public institution.



Appropriations Per In-State Headcount

2019-20, In-State, Undergraduate, 4-Year

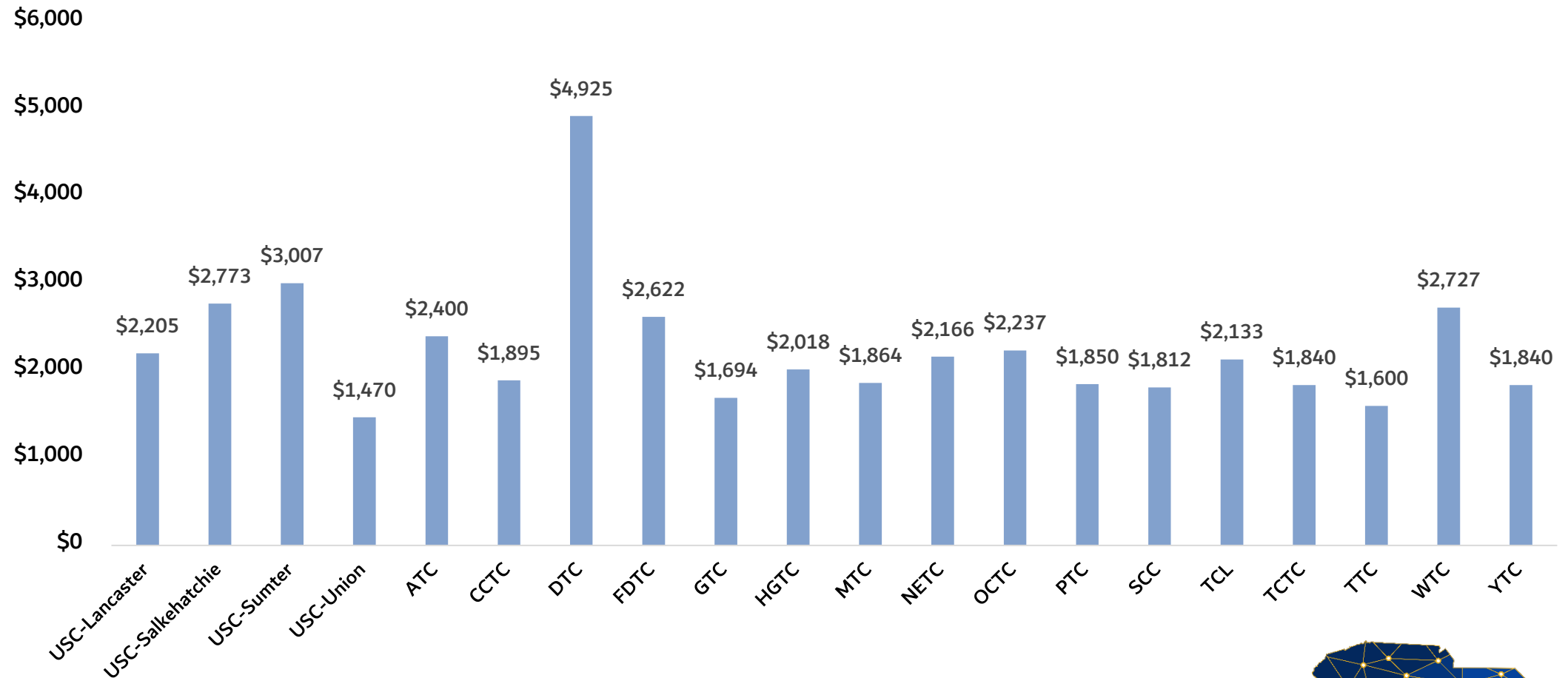


Source: Headcount – CHEMIS Headcount Enrollment by Geo-Origin and Enrollment Status. Appropriations – Summary Control Document. Appropriation data excludes USC-Columbia Medical School.



Appropriations Per In-State Headcount

2019-20, In-State, Undergraduate 2-Year & Technical College



Source: Headcount – CHEMIS Headcount Enrollment by Geo-Origin and Enrollment Status. Appropriations – Summary Control Document; SBTCE CBO Worksheet



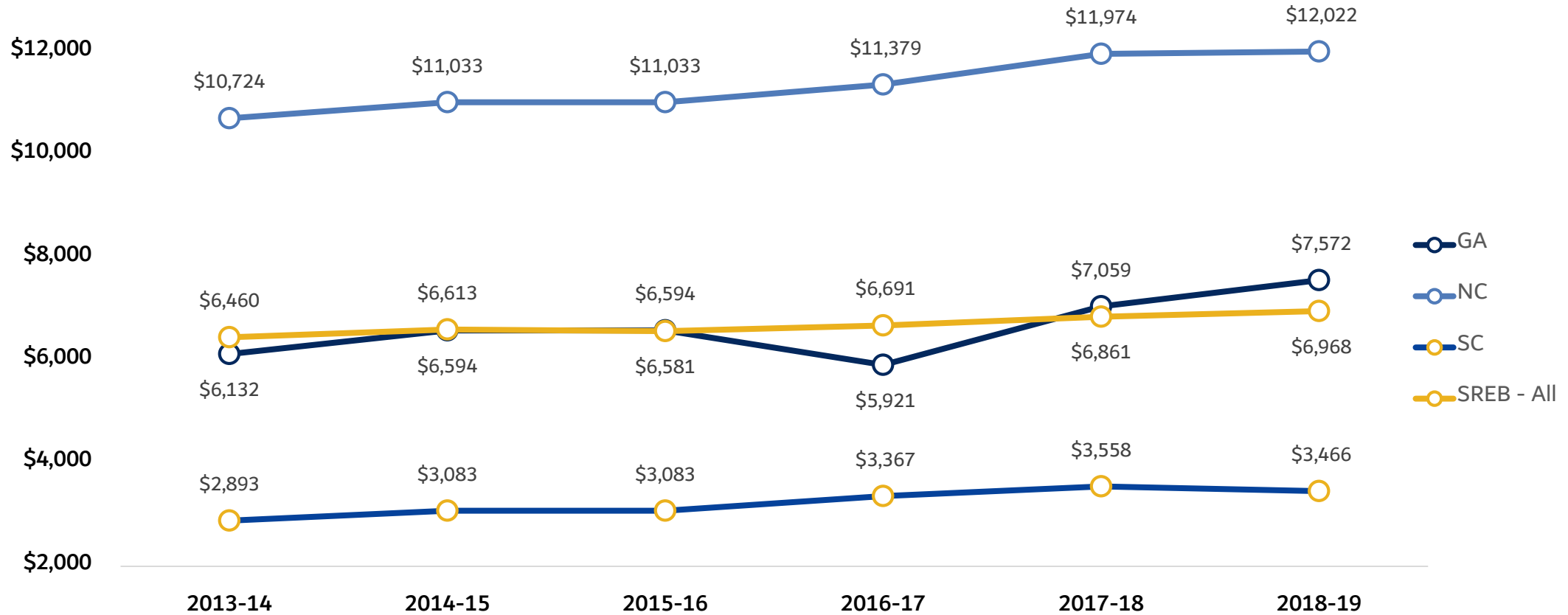
State Appropriations Per FTE

- State appropriations divided by 12-month Full-Time Equivalents.
- State appropriations are amounts received by the institution through acts of a state legislative body, except grants and contracts and capital appropriations. Funds reported in this category are for meeting current operating expenses, not for specific projects or programs.
- The full-time-equivalent (FTE) enrollment used is the sum of the institutions' FTE undergraduate enrollment and FTE graduate enrollment (as calculated from or reported on the 12-month Enrollment component) plus the estimated FTE of first-professional students. Undergraduate and graduate FTE are estimated using 12-month instructional activity (credit and/or contact hours).



Appropriations Compared to SREB States

2013-14 to 2018-19, State Appropriations Per FTE, 4-Year

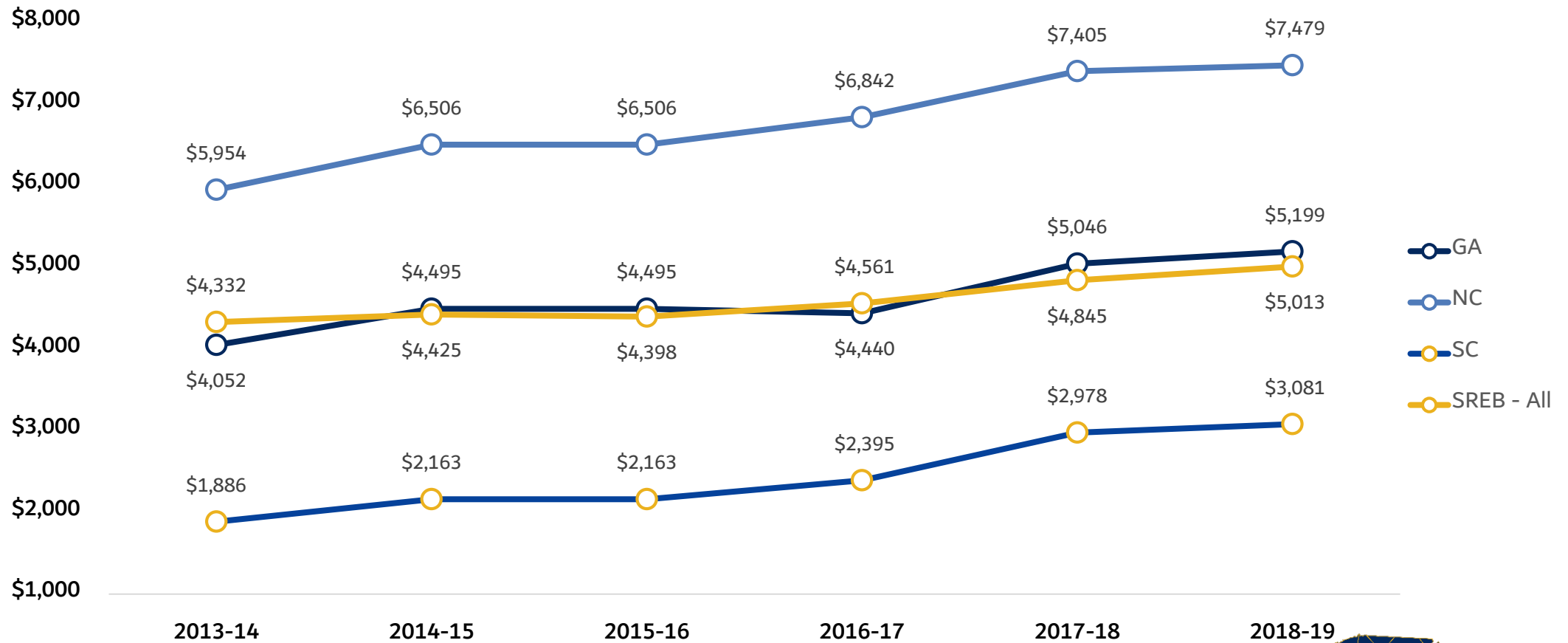


Source: IPEDS: Integrated Postsecondary Education Data System Database. FY 2018-19 is provisional data and subject to change.



Appropriations Compared to SREB States

2013-14 to 2018-19, State Appropriations Per FTE, 2-Year and Technical College



Source: IPEDS: Integrated Postsecondary Education Data System Database. FY 2018-19 is provisional data and subject to change.



Cost of Attendance

○ On Campus

- Includes in-state tuition and fees, books and supplies, on campus room and board, and other on campus expenses.

○ Off Campus

- Includes in-state tuition and fees, books and supplies, off campus (not with family) room and board, and other off campus (not with family) expenses.

Cost of Attendance

2018-19, In-State, Undergraduate, 4-Year, On-Campus

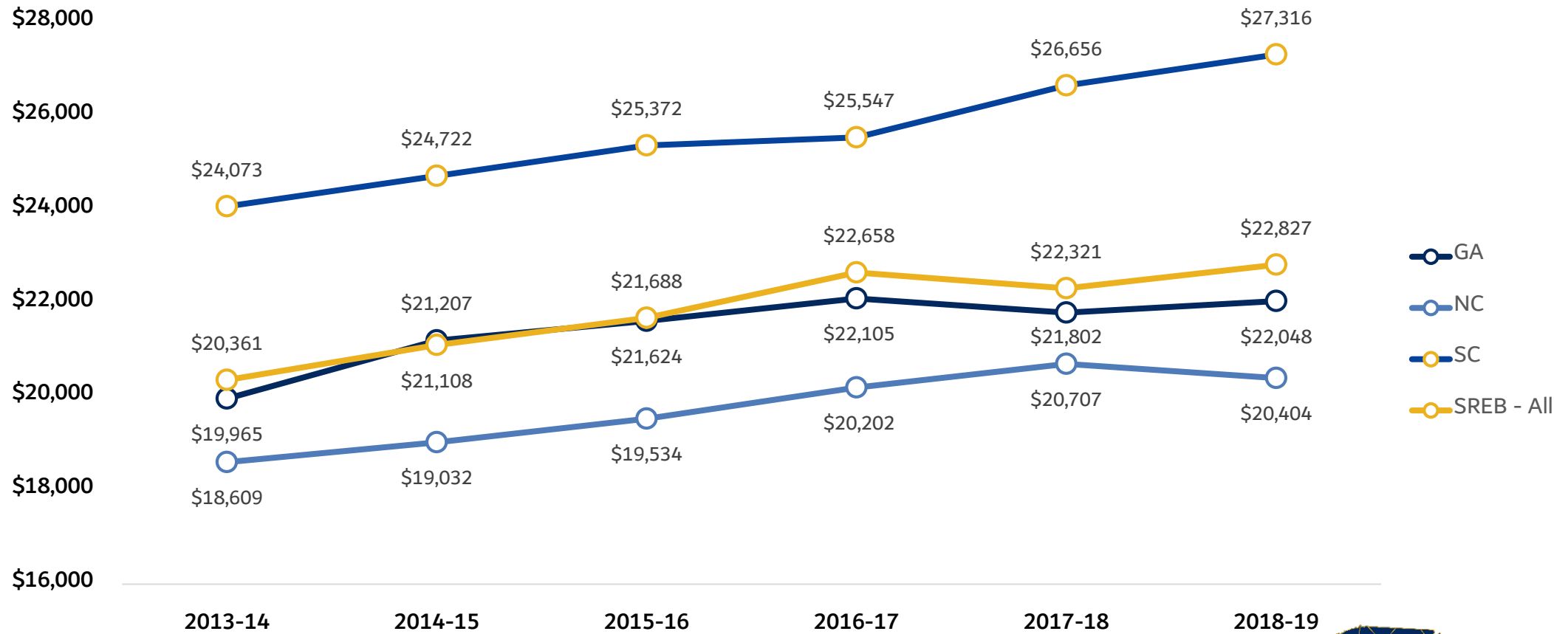


Source: IPEDS: Integrated Postsecondary Education Data System Database. FY 2018-19 is provisional data and subject to change.



Average COA Compared to SREB States

2013-14 to 2018-19, In-State, Undergrad (4-Year), On-Campus

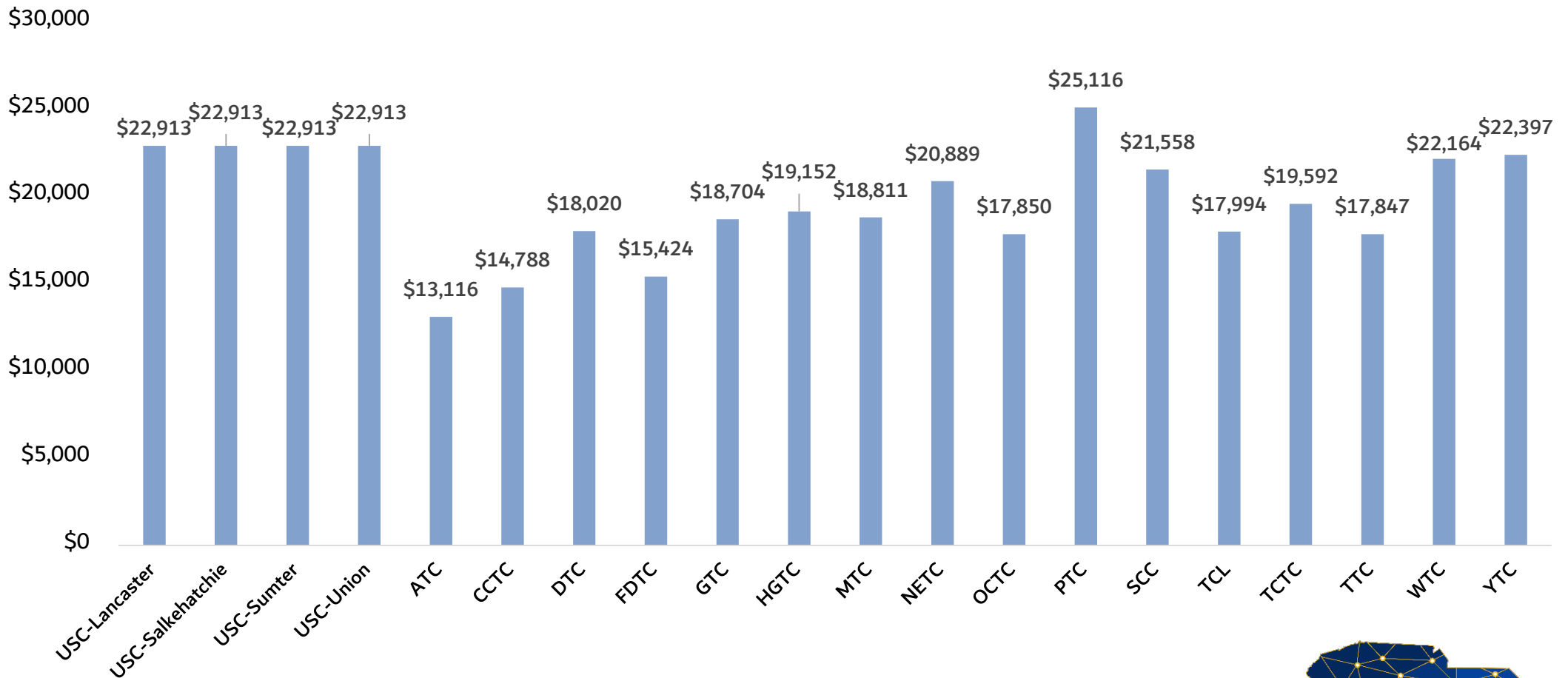


Source: IPEDS: Integrated Postsecondary Education Data System Database. FY 2018-19 is provisional data and subject to change.



Cost of Attendance

2018-19, In-State, 2-Year and Technical College, Off-Campus

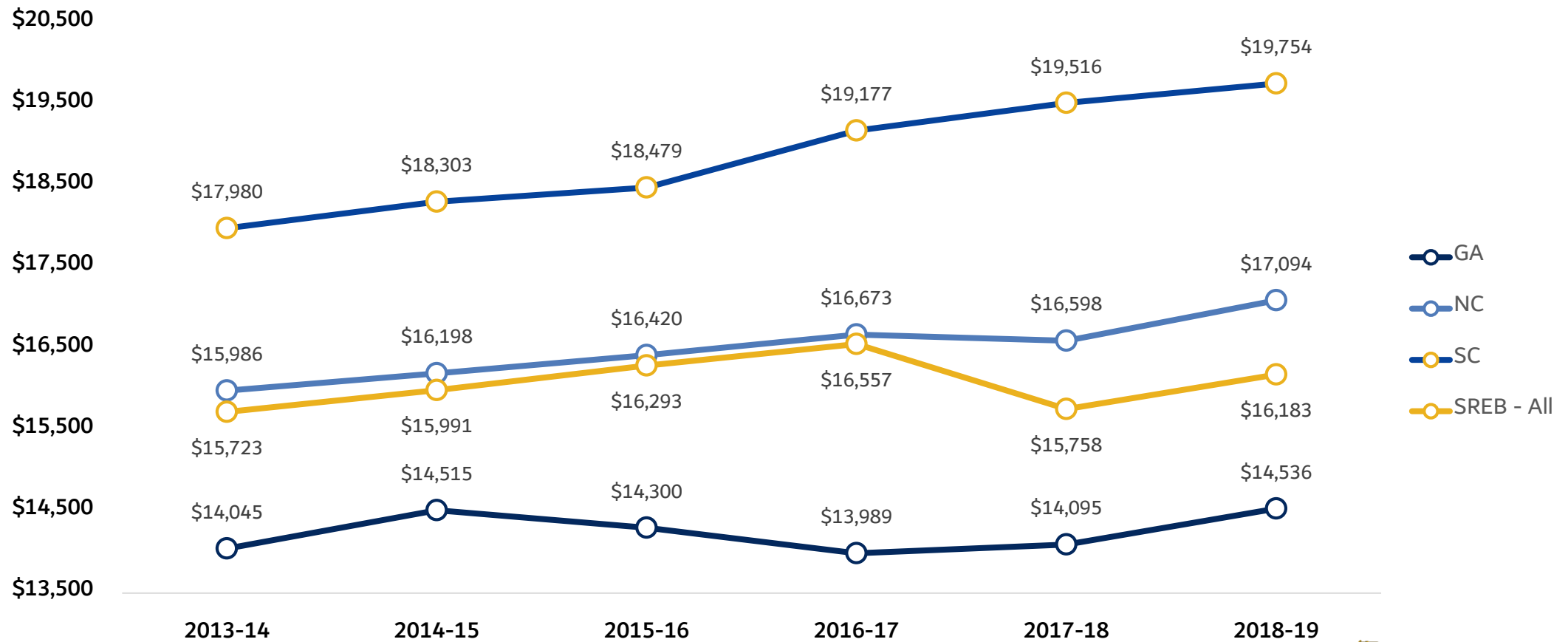


Source: IPEDS: Integrated Postsecondary Education Data System Database. FY 2018-19 is provisional data and subject to change.



Average COA Compared to SREB States

2013-14 to 2018-19, In-State, Undergrad (2-Year & Technical College), Off-Campus



Source: IPEDS: Integrated Postsecondary Education Data System Database. FY 2018-19 is provisional data and subject to change.



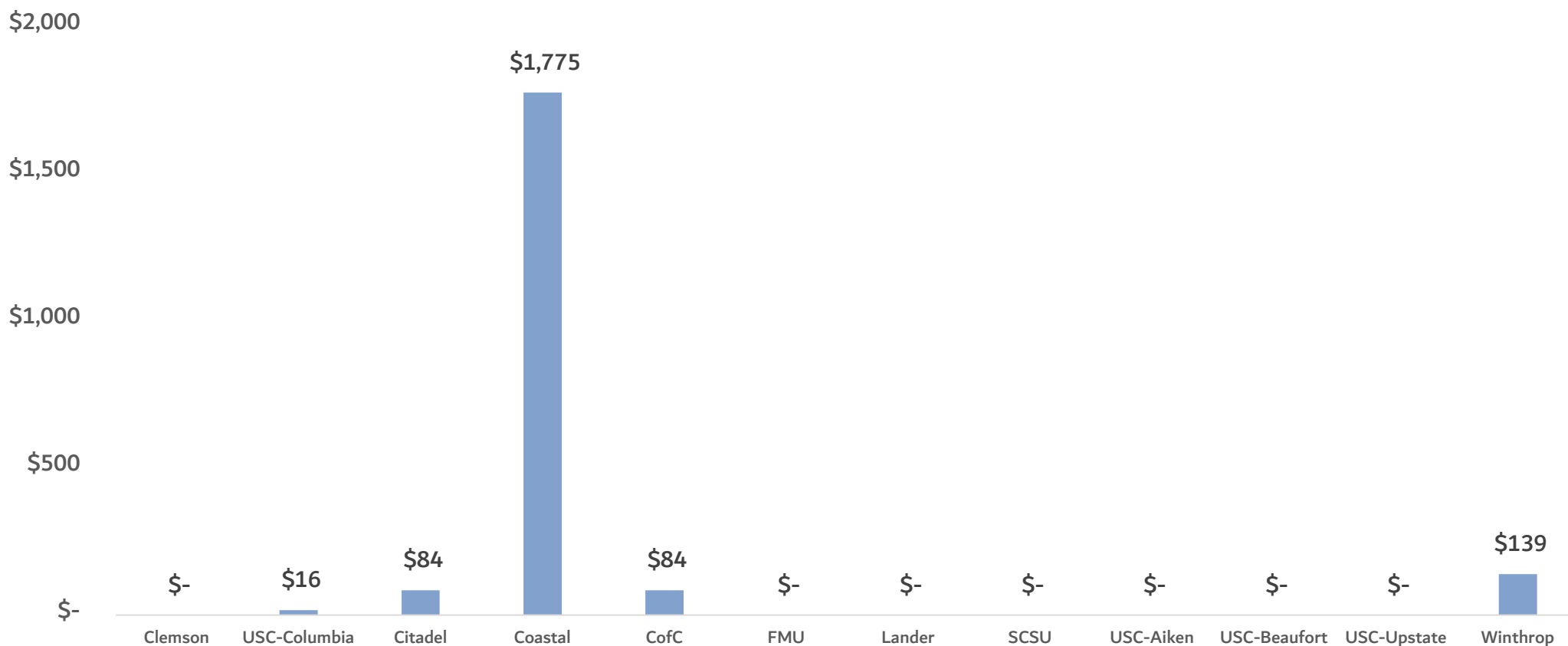
State Capital Appropriations Per In-State Student

- Recurring and/or non-recurring funding for capital related needs divided by in-state students.
- Capital appropriations are amounts provided by government appropriations intended primarily for acquisition or construction of capital assets for the institution.
- The headcount enrollment for the fall semester is used with the geo-origin of South Carolina, undergraduate student level, and public institution.



Capital Appropriations Per In-State Headcount

2017-18, In-State, Undergraduate, 4-Year Headcount Enrollment

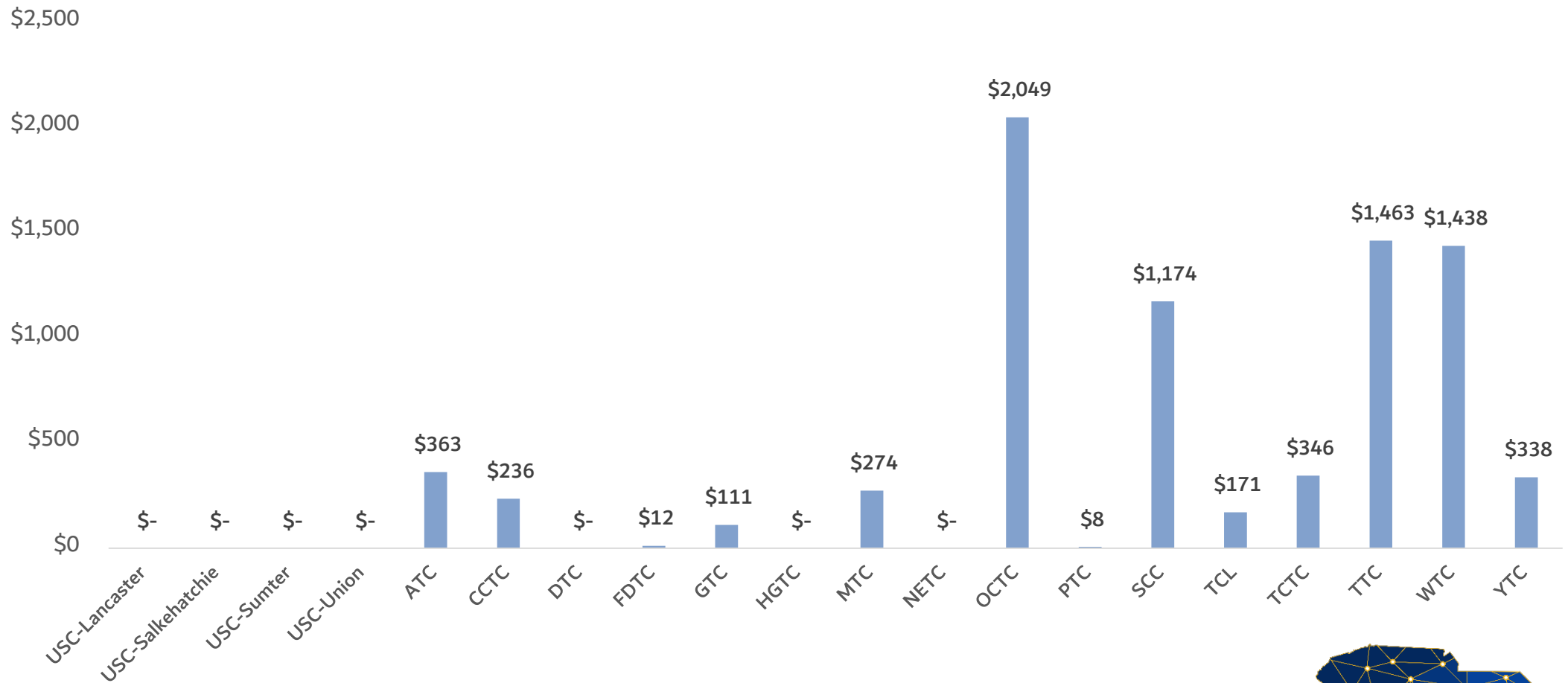


Source: Headcount – CHEMIS Headcount Enrollment by Geo-Origin and Enrollment Status. Capital Appropriations – IPEDS: Integrated Postsecondary Education Data System Database.



Capital Appropriations Per In-State Headcount

2017-18, In-State, Undergraduate, 2-Year & Technical College Headcount Enrollment



Source: Headcount – CHEMIS Headcount Enrollment by Geo-Origin and Enrollment Status. Capital Appropriations – IPEDS: Integrated Postsecondary Education Data System Database.

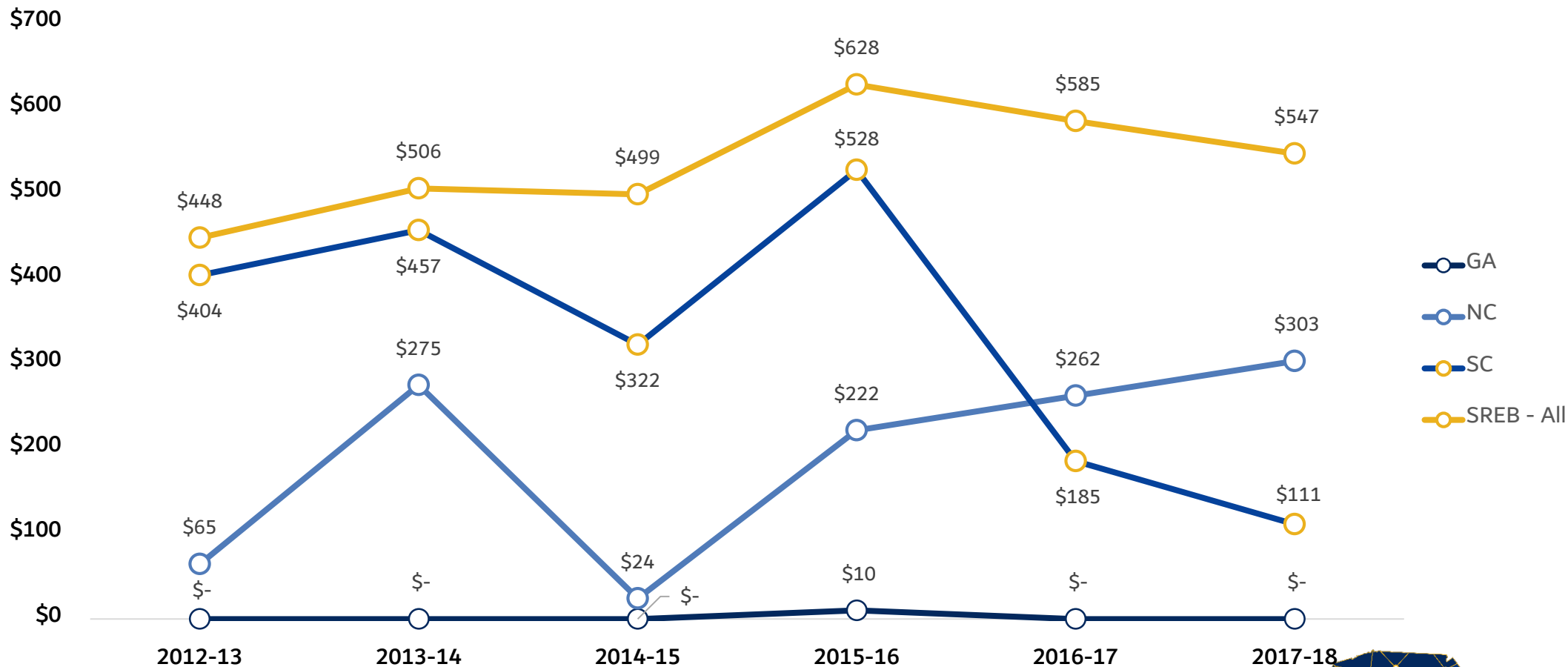


State Capital Appropriations Per FTE

- Recurring and/or non-recurring funding for capital related needs divided by 12-month Full-Time Equivalents.
- Capital appropriations are amounts provided by government appropriations intended primarily for acquisition or construction of capital assets for the institution.
- The full-time-equivalent (FTE) enrollment used is the sum of the institutions' FTE undergraduate enrollment and FTE graduate enrollment (as calculated from or reported on the 12-month Enrollment component) plus the estimated FTE of first-professional students. Undergraduate and graduate FTE are estimated using 12-month instructional activity (credit and/or contact hours).

Capital Appropriations Compared to SREB States

2012-13 to 2017-18, State Capital Appropriations Per FTE, 4-Year

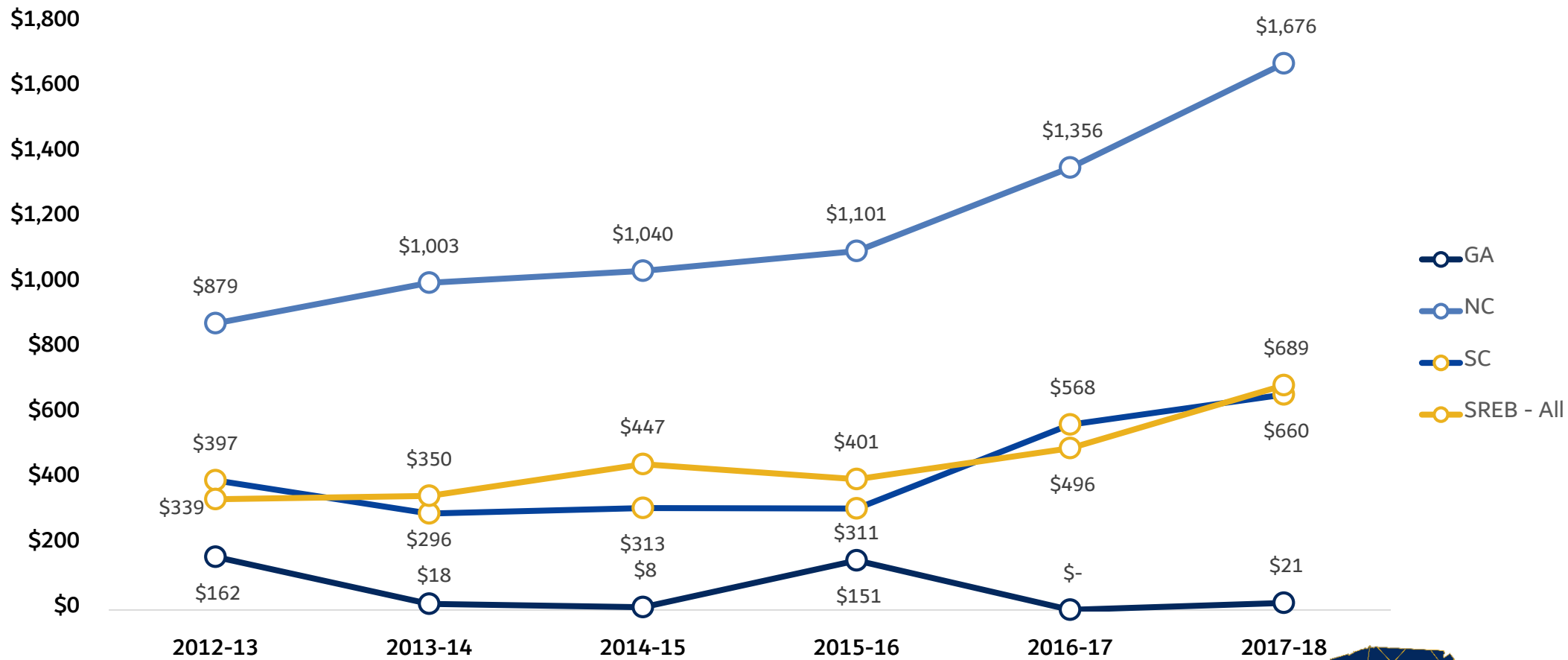


Source: IPEDS: Integrated Postsecondary Education Data System Database.



Capital Appropriations Compared to SREB States

2012-13 to 2017-18, State Capital Appropriations Per FTE, 2-Year and Technical College



Source: IPEDS: Integrated Postsecondary Education Data System Database.





South Carolina

Commission on Higher Education

1122 Lady Street, Suite 300
Columbia, SC 29201
803-737-2260 | www.che.sc.gov



@SCCommHigherEd



/company/sc-che



@SCCommHigherEd



@SCCommHigherEdu