



# Respiratory Disease Watch

SC MMWR Week 26: June 23 to June 29, 2024

All data are provisional and subject to change.

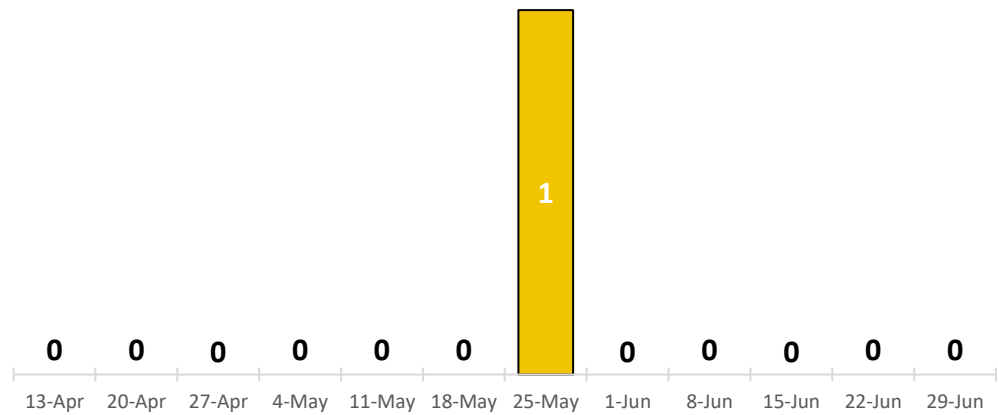
DPH is providing this Respiratory Disease Watch report to make expanded surveillance data available to inform the public about the activity of respiratory diseases that commonly circulate together each fall.

## South Carolina Total Reported Respiratory Outbreaks by Disease and Setting Type Date range: 04/07/2024 – 06/29/2024

Disease	Setting Type			Total
	School	Childcare	Long Term Care	
COVID-19	0	1	32	33
Influenza	0	1	2	3
Respiratory Illness, Not Specified	1	0	0	1
<b>Total</b>	<b>1</b>	<b>2</b>	<b>34</b>	

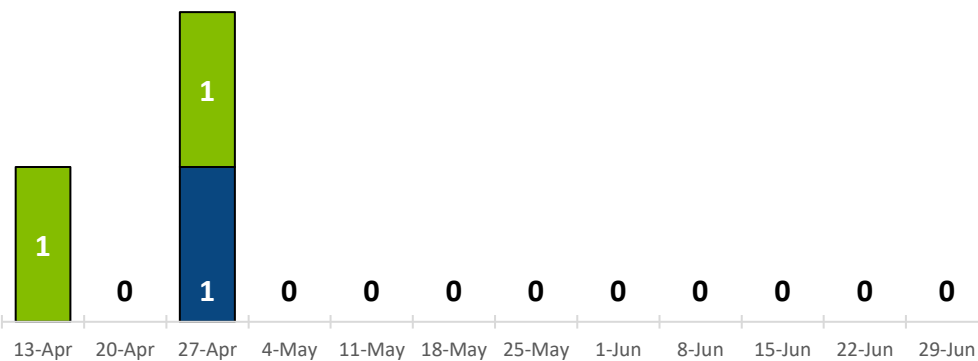
## 2024 South Carolina Newly Reported Respiratory outbreaks in K-12 school settings, by week

■ Respiratory Illness, Not Specified



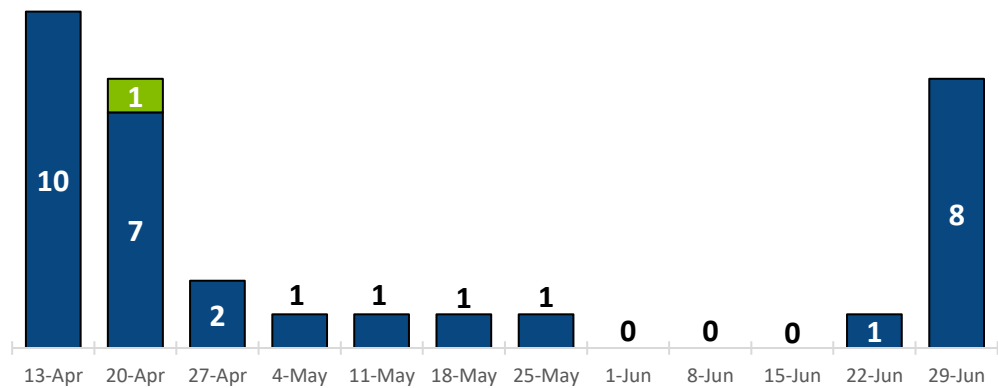
## 2024 South Carolina Newly Reported Respiratory outbreaks in Childcare settings, by week

■ COVID-19 ■ Influenza

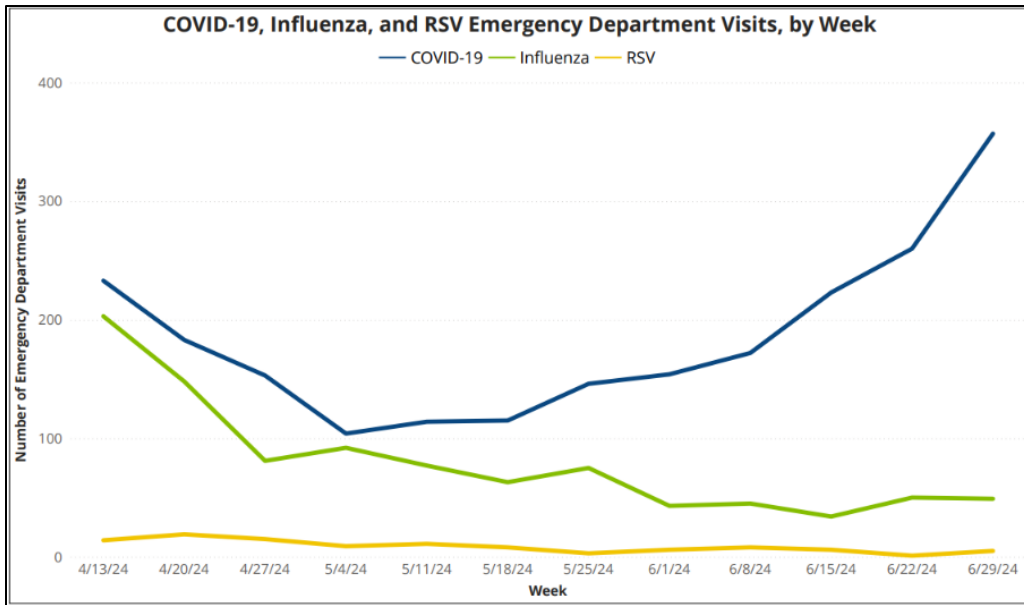


## 2024 South Carolina Newly Reported Respiratory outbreaks in Long-Term Care settings, by week

■ COVID-19\* ■ Influenza



\*Starting Jan. 18, 2024, DHEC updated the way it defines COVID-19 outbreaks in long-term care settings. Data after this date should be interpreted with caution if compared to previous reports since any decreases in the number of newly reported COVID-19 outbreaks in long-term care settings are likely due to the new outbreak definition, which can be found in the About The Data section on this page. This change is based on guidance from our federal partners: the Council for Outbreak Response: Healthcare-Associated Infections and Antimicrobial-Resistant Pathogens and the Council of State and Territorial Epidemiologists.



### References/Resources

- [South Carolina List of Reportable Conditions](#)
- [School and Childcare Exclusion List](#)
- [Investigations/Reporting Thresholds and Outbreaks Definitions for COVID-19 in Healthcare Settings](#)
- [National Healthcare Safety Network \(NHSN\)](#)
- [National Syndromic Surveillance Program \(NSSP\)](#)
- [Centers for Disease Control and Prevention, Respiratory Virus Laboratory Emergency Department Network Surveillance \(RESP-LENS\)](#)

### About the Data

Data displayed reflects newly reported outbreaks and hospital data for each Morbidity and Mortality Weekly Report (MMWR) week. The MMWR week lasts from Sunday through Saturday and usually range from week 1 to week 52. You can learn more about MMWR weeks by clicking [here](#).

Data used to compile graphics are sourced from: South Carolina Infectious Disease and Outbreak Reporting Network (SCION), CDC’s National Healthcare Safety Network (NHSN), and CDC’s National Syndromic Surveillance Program (NSSP).

Data presented in the Respiratory Disease Watch will be for the previous 12-week period. This is to help make it easier to read and to provide for the most recent data to help people understand current disease trends.

**Influenza, COVID-19, and Respiratory Syncytial Virus (RSV)** outbreaks are immediately reportable in South Carolina. See the [South Carolina List of Reportable Conditions](#) for details on reporting requirements for individual cases of COVID-19 and Influenza.

For K-12 Schools and Childcare Centers, an outbreak is defined as 20% or more of students/staff within a shared setting of more than 5 individuals absent or sent home due to **Influenza, COVID-19** and/or **RSV** within a 72-hour period.

Long-Term Care Facilities have condition-specific outbreak definitions. This includes:  
**COVID-19:** An occurrence of two (2) or more facility-acquired cases of COVID-19 among residents **OR** an occurrence of one (1) or more resident facility-acquired cases and two (2) or more staff facility-acquired cases of COVID-19, reported via NHSN.

**Influenza:** An occurrence of two (2) cases among residents or staff members within the same unit or with the same exposure who test positive for influenza within 72 hours of each other.

**RSV:** An occurrence or increase in the number of RSV cases above what is normally expected in a LTC facility.

**COVID-19, Influenza, and RSV Emergency Department Visits, by week:** Total number of Emergency Department (ED) visits that include COVID-19, Influenza, or RSV diagnosis at discharge codes in the previous week among reporting emergency departments in South Carolina.

**COVID-19 and Influenza New Hospital Admissions, by week:** Fewer facilities are providing data for New Hospital Admissions due to changes in reporting requirements. DPH has suspended presenting available data that is now limited and no longer comparable to previous reporting periods.