

SCSL Digital Collections

Respiratory disease watch : SC MMWR Week 01 : December 31, 2023 to January 06, 2024

| | |
|---------------|--|
| Rights | Records, documents, and information made available by the agencies of the South Carolina state government or its subdivisions are the property of the people of the state of South Carolina. Therefore, according to U.S. copyright law, the South Carolina State Library considers these items to be in the public domain (see Title 17, U.S.C.). |
| Download date | 2024-11-13 14:51:06 |
| Link to Item | https://dc.statelibrary.sc.gov/handle/10827/55343 |

Respiratory Disease Watch

SC MMWR Week 1: December 31, 2023 to January 6, 2024

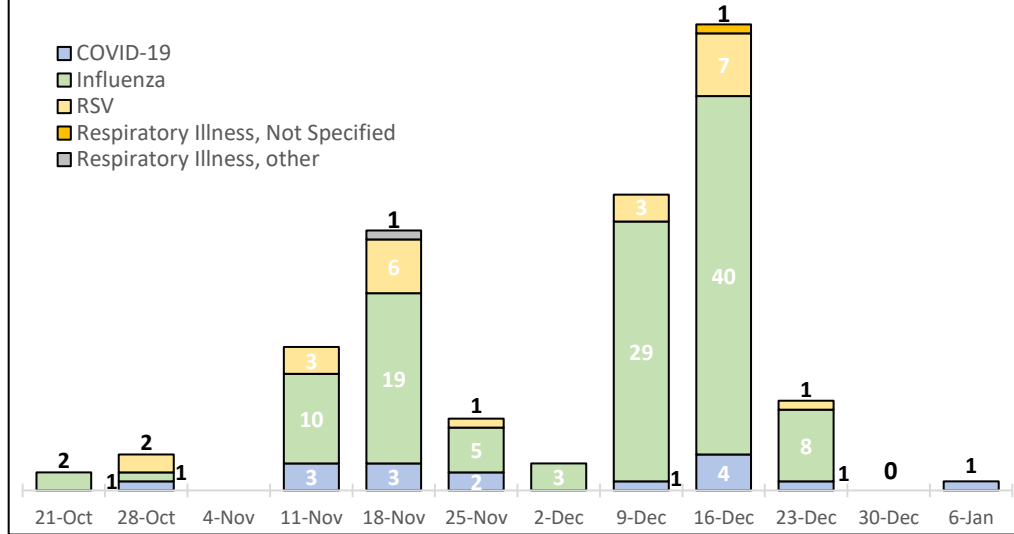
All data are provisional and subject to change.

DHEC is providing this new Respiratory Disease Watch report to make expanded surveillance data available to inform the public about the activity of respiratory diseases that commonly circulate together each fall.

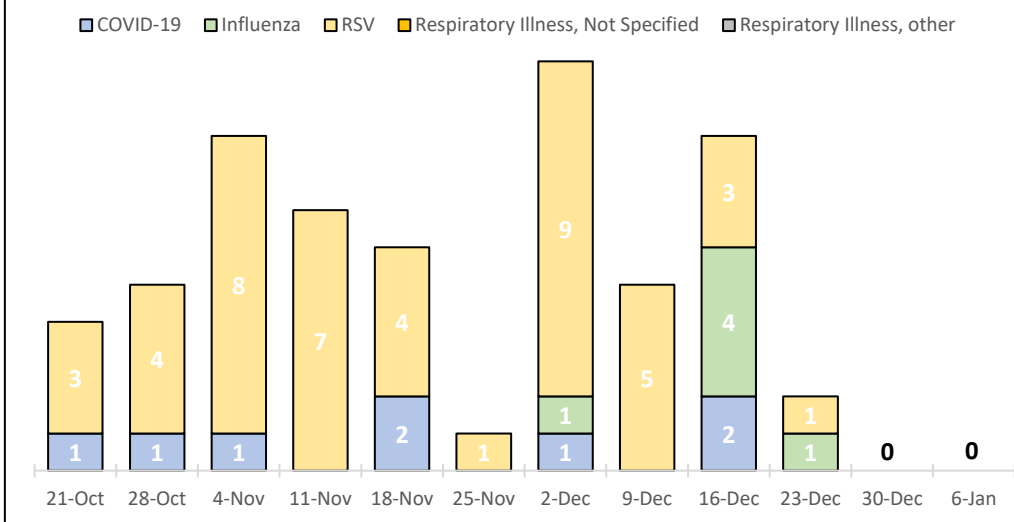
South Carolina Total Reported Respiratory Outbreaks by Disease and Setting Type Date range: (10/15/2023 - 01/06/2024)

| Disease | Setting Type | | | Total |
|------------------------------------|--------------|-----------|----------------|-------|
| | School | Childcare | Long Term Care | |
| COVID-19 | 16 | 8 | 358 | 382 |
| Influenza | 117 | 6 | 19 | 142 |
| Respiratory Syncytial Virus (RSV) | 23 | 45 | 4 | 72 |
| Respiratory Illness, Not Specified | 1 | 0 | 0 | 1 |
| Respiratory Illness, Other | 1 | 0 | 0 | 1 |
| Total | 158 | 59 | 381 | |

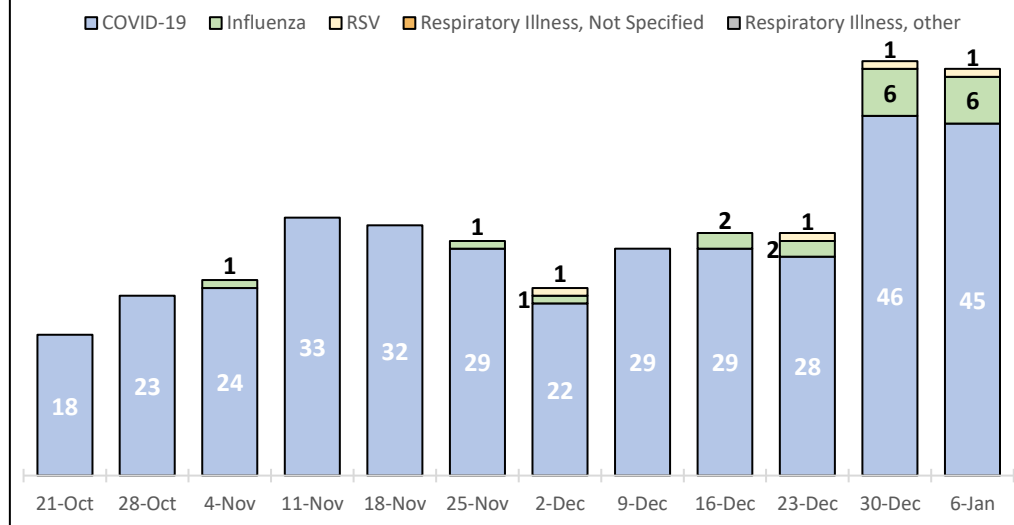
2023-2024 South Carolina Newly Reported Respiratory outbreaks in K-12 school settings, by week

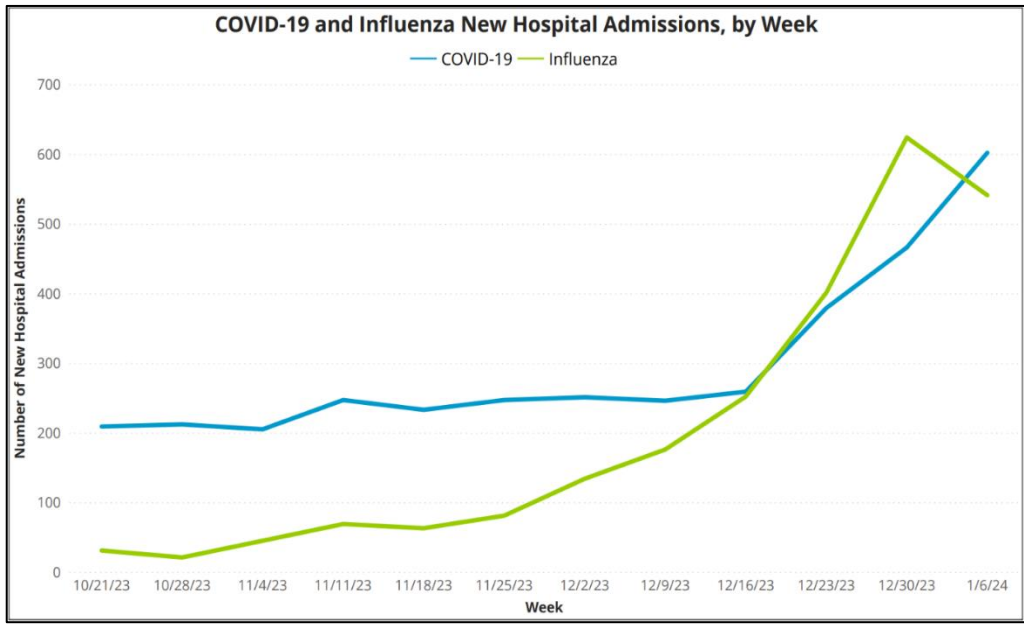
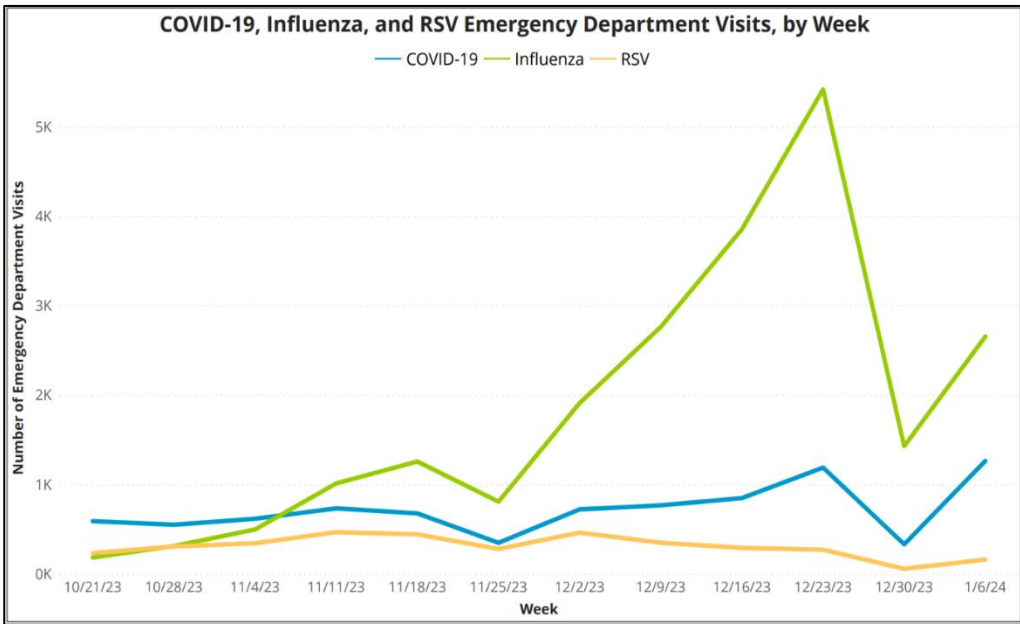


2023-2024 South Carolina Newly Reported Respiratory outbreaks in Childcare settings, by week



2023-2024 South Carolina Newly Reported Respiratory outbreaks in Long-Term Care settings, by week





About the Data

Data displayed reflects newly reported outbreaks and hospital data for each Morbidity and Mortality Weekly Report (MMWR) week. The MMWR week lasts from Sunday through Saturday and usually range from week 1 to week 52. You can learn more about MMWR weeks by clicking [here](#).

Data used to compile graphics are sourced from: South Carolina Infectious Disease and Outbreak Reporting Network (SCION), CDC's National Healthcare Safety Network (NHSN), and CDC's National Syndromic Surveillance Program (NSSP).

Data presented in the Respiratory Disease Watch will be for the previous 12-week period. This is to help make it easier to read and to provide for the most recent data to help people understand current disease trends.

Reported Outbreaks:

Influenza, COVID-19, and **Respiratory Syncytial Virus (RSV)** outbreaks are immediately reportable in South Carolina. See the [South Carolina List of Reportable Conditions](#) for details on reporting requirements for individual cases of COVID-19 and Influenza.

For K-12 Schools and Childcare Centers, an outbreak is defined as 20% or more of students/staff within a shared setting of more than 5 individuals absent or sent home due to **Influenza, COVID-19** and/or **RSV** within a 72-hour period.

Long-Term Care Facilities have condition-specific outbreak definitions. This includes:

Influenza: An occurrence of two (2) cases among residents or staff members within the same unit or with the same exposure who test positive for influenza within 72 hours of each other.

COVID-19: An occurrence of one (1) or more facility-acquired case of COVID-19 in a resident and/or three (3) or more facility-acquired case of COVID-19 among healthcare personnel, reported via NHSN.

RSV: An occurrence or increase in the number of RSV cases above what is normally expected in a LTC facility.

Emergency Department Visits and New Hospital Admissions:

COVID-19, Influenza, and RSV Emergency Department Visits, by week: Total number of Emergency Department (ED) visits that include COVID-19, influenza, or RSV diagnosis at discharge codes in the previous week among reporting emergency departments in South Carolina.

COVID-19 and Influenza New Hospital Admissions, by week: Total number of new admissions of patients with laboratory-confirmed COVID-19 or laboratory-confirmed Influenza in the previous week (including both adult and pediatric admissions) among reporting hospitals in South Carolina.

References/Resources

- [South Carolina List of Reportable Conditions](#)
- [School and Childcare Exclusion List](#)
- [Investigations/Reporting Thresholds and Outbreaks Definitions for COVID-19 in Healthcare Settings](#)
- [National Healthcare Safety Network \(NHSN\)](#)
- [National Syndromic Surveillance Program \(NSSP\)](#)
- [Centers for Disease Control and Prevention, Respiratory Virus Laboratory Emergency Department Network Surveillance \(RESP-LENS\)](#)