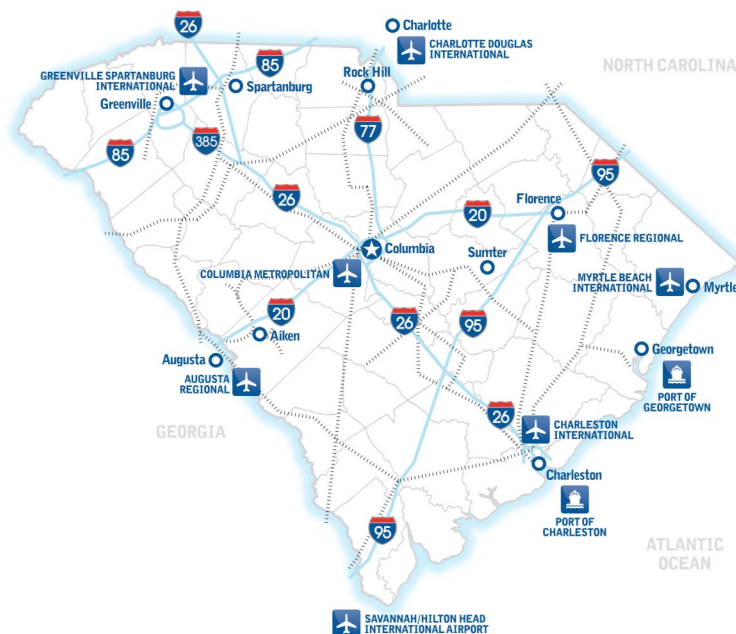


Interstate Highway System: With 1,000 miles of 75% of US population

South Carolina is crisscrossed by five interstate highways: I-20, I-26, I-77, I-85 and I-95. Offering excellent east-west and north-south access, these interstates are enhanced by more than 41,000 miles of state-maintained highways.

South Carolina has ranked in Annual Highway Report's top ten since 2000, except for 2002. The Reason Foundation focuses on overall highway performance and efficiency. (Source: *The Reason Foundation*, July, 2013)

South Carolina has more than 91 miles of state-maintained highways for every 10,000 people living in the state, the highest ratio of any state with at least one million people in its labor force. (Sources: *Reason Foundation*, *U.S. Census Bureau*)



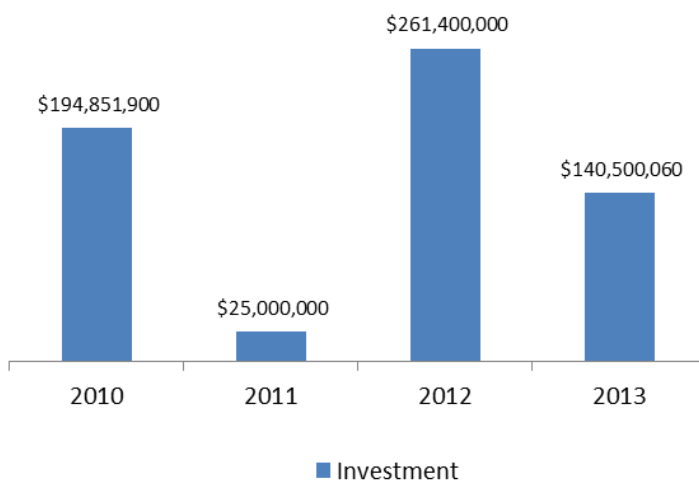
Distribution & Logistics Sector: Confidence In Our State Infrastructure

In 2013, the state has seen capital investment of more than \$140 million and 869 jobs created from distribution and logistics companies. (Source: *South Carolina Department of Commerce, Investment Report*)

Amazon plans to invest \$50 million in Spartanburg county to build a new fulfillment center, expected to create hundreds of fulltime jobs. This is Amazon's second fulfillment center in SC after the Lexington County center in Saxe Gotha Industrial Park. (Source: *South Carolina Department of Commerce, Press Release 2012*)

A post-45' deepening project is currently underway, with the US Army Corps of Engineers completing a reconnaissance study in summer 2010. The South Carolina Port Authority plans to invest nearly \$1.3 billion during the next decade on capital projects. The agency's fiscal year 2012 capital plan calls for \$81.7 million in the development and enhancement of new and existing facilities. Site preparation and construction is ongoing for the 170-acre first phase of the terminal for the new three-berth marine terminal at the former Charleston Naval Base.

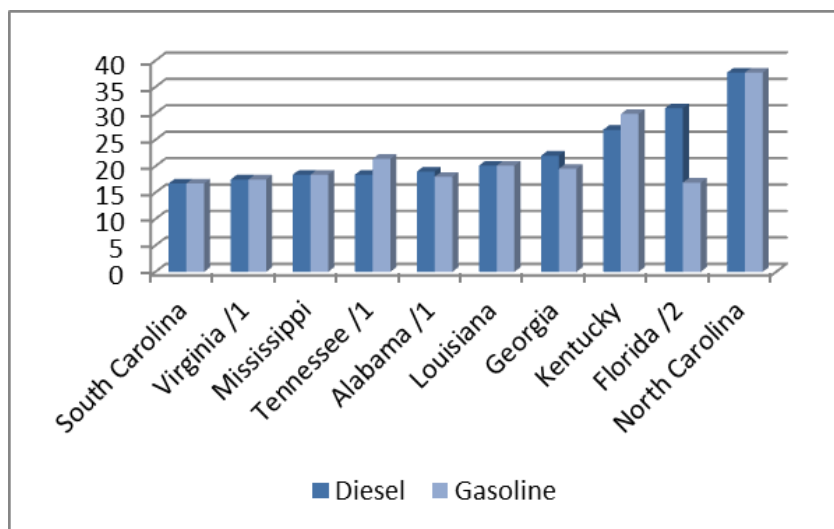
South Carolina is partnering with Georgia for a bi-state port facility in Jasper County on the Savannah River. (Source: *CY2011 Fact Sheet, South Carolina Ports Authority*)



Low Fuel Cost: Better Bottom Line

South Carolina consistently has one of the lower retail fuel costs in the nation, and typically the lowest in the Southeast, both for gasoline and motor diesel fuel. In January 2014, gasoline retail costs in South Carolina were within the top ten least expensive in the country. (Source: AAA Fuel Gauge Report, January 2014)

South Carolina's low fuel cost is due, in part, to the state's low tax levels. Retail buyers, when compared to the national average, pay around 7 cents less per gallon in taxes for gasoline in South Carolina and diesel purchasers pay around 8 cents less per gallon. South Carolina provides the lowest fuel tax among the Southeastern states. The state's gasoline tax is the 4th lowest in the nation and diesel tax is the 6th lowest. (Source: Federation of Tax Administrators, 2013)



(Source: Federation of Tax Administrators, 2013)

Port of Charleston: Cornerstone of the Southeast

The Port of Charleston is the 8th largest US Custom District by value of its US waterborne foreign trade, and the largest in the Southeast. Nearly \$63 billion worth of goods moved through the Port of Charleston in 2012.

The Port of Charleston is the 9th largest US Custom Port by TEUs (twenty-foot equivalent units) for US waterborne foreign container trade, and the third largest in the Southeast, with more than 1.2 million TEUs moving through the Port in 2012. (Source: Census Bureau's Foreign Trade Division, U.S. Department of Transportation Maritime Division)

The Port of Charleston has been pivotal in supporting South Carolina's export growth, which has increased at a faster pace than the national average. From 2009 to 2012, total exports grew in South Carolina by 52% compared to 40% growth in the United States, reaching a total value of more than \$25 billion in 2012 alone.

The State Ports Authority plans to spend \$1.3 billion during the next decade on capital projects, including a new 280-acre marine terminal on the former Charleston Naval Base.

Port	Value	Rank
Los Angeles, CA	399,724,291	1
Houston-Galveston, TX	249,509,185	2
New York City, NY	210,384,653	3
New Orleans, LA	154,683,151	4
Seattle, WA	95,743,667	5
Savannah, GA	92,944,234	6
San Francisco, CA	69,921,297	7
Charleston, SC	63,479,609	8
Norfolk, VA	63,243,640	9
Baltimore, MD	53,890,524	10

Recent rankings: South Carolina is Recognized Nationally

- South Carolina named the "It State" for FDI, being the top recipient for FDI job creation in the US. South Carolina was also within the top ten states for overall business climate. (Source: Site Selection, 2012)
- South Carolina did exceptionally well on the latest 2013 State Rankings Report from Business Facilities magazine, placing in five categories. South Carolina ranked 8th for Business Climate, 7th for Lowest Cost of Labor, 3rd as Nuclear Power Leaders, 7th in Automotive Manufacturing Strength and 10th as Automotive Parts Supplier Leaders. (Source: Business Facilities, 2013)
- South Carolina came in as one of the ten best states for business on Chief Executive Magazine's annual poll of CEOs, ranking 8th. About 650 business leaders rated states on taxation and regulation, workforce quality and quality of life. (Source: Chief Executive, May 2013)
- Forbes ranks South Carolina's regulatory environment 5th best in the nation for business. The 2012 ranking is based on the state's labor regulations, health insurance coverage mandates, the tort system, tax incentives and other measures. (Forbes, 2012)