



BERKELEY County

First Steps Partnership

Fiscal Year 2008 Annual Report

Board Chair:
Angela Thomas
Executive Director: Nancy Osborne
Contact Information:
901 Island Park Drive,
Ste.201
Charleston, SC 29492
Phone: 843-824-8989
Fax: 843-824-1773
E-mail:
berkeleyfirststeps@hotmail.com

Total children in county under age 6: 13,093

Children under age 6 living in poverty: 5.6%

Berkeley County Highlights

- Crystal Stiles had 4 boys that participated in the PAT program. She started in the program as a 20 year old, with 2 boys, having speech delays. One of her sons died tragically in an accident. She attributes the program for helping her identify

EXECUTIVE DIRECTOR'S MESSAGE

Berkeley County First Steps has continued to achieve its mission and exceed its expectations. BCFS has partnered with the Berkeley County School District for seven years to provide the Parents as Teachers Program. 1,136 families have been served. 12.1% of the children in Berkeley County are born to teen mothers. Teen parents often lack the maturity, knowledge and skills to optimally fulfill their parental responsibilities. They are less likely to continue their education and often fall into the low-income status. To encourage the teens to enroll in PAT, we offer them ABC child care scholarships so they can continue their education. Many have gone on to college or technical schools. The guidance they receive covers all aspects of their lives. 19.2% of children in Berkeley County are born to a mother with less than a high school diploma. Studies suggest that a mother's educational attainment is closely linked to the future academic performance of their children. PAT is a support system for mothers getting their GED through Adult Education and trying to improve their lives.

speech problems with her 2 younger sons. Crystal has more self confidence because of the support she got and her many achievements. She got her G.E.D. and is now in college. She had this to say about the program :
“First Steps has been a big part of my life. The PAT program has helped me as a parent, as a teacher and as a person. I could never completely express, in words, what this program has done for me!”

- 156 families served in Parents As Teachers Program.
- 457 children served in Imagination Library Program.
- 108 families served in DHEC Home Health Visitation Program.
- 2 child care centers achieved higher level of care.
- 13.2% showed improvement in pre and post scores for KIPS.
- 32.6% adults showed improvement from pre to post score for ACIRI.
- 31.4% children showed improvement from pre to post score for ACIRI.

ABC scholarships improve the likeliness of a mother going back to school. One positive component is the fact that the mother has a responsibility to uphold her end. 9.7% of babies born in Berkeley County have low birth weights, which often leads to developmental delays. Many of these have received inadequate prenatal care and suffer health complications. The Home Health Visitation Program done in collaboration with DHEC addresses the health and well being of the mother and child. Because they are seeing the mother and child shortly after birth, the RN's are able to advise and refer to other resources when necessary. An important aspect of the program is to link the family to a medical home and to make sure the immunizations are kept up to date. 100% of the families in the DHEC program achieved this goal. To increase literacy in Berkeley county, we offered the Imagination Library program. Every child participating in other programs was enrolled in the reading program and received books monthly.

Nancy Osborne
Executive Director
Berkeley County

First Steps to School Readiness Strategy Areas

The First Steps initiative approaches children's school readiness needs in five ways:

Family Strengthening: A parent is a child's first and best teacher. First Steps works to help parents become the best parents they can be. First Steps also helps parents further their own education.

Healthy Start: Children's development and ability to learn are profoundly impacted by their health in the earliest years. First Steps works to help families understand children's health needs through education and screenings while also working to help them access needed health services.

Quality Child Care: Quality child care provides immediate and long-term learning benefits for children. First Steps works to expand the availability of quality child-care to families and to enhance the level of quality in existing child-care environments.

Early Education: Research shows that children who participate in high-quality preschool classes are more likely to start school ready to learn, as well as be more successful later in life. First Steps works to expand high-quality 3-year-old and 4-year-old kindergarten opportunities in public and private settings.

School Transition: The transition into kindergarten is a critical time that sets the tone for children's perspectives about the school years, as well their parents' perspectives. Making a strong initial connection between school and home -- and supporting both parents and students during this transition time -- has been shown to impact students' later school success and parents' later involvement during the school years.

2007-08 County Partnership Programs by Strategy

FAMILY STRENGTHENING.

Parents As Teachers

Program description: PAT services are provided to families whose children are from prenatal to three years of age. These children are more likely to experience significant school readiness problems because of family literacy, parenting, and/or other barriers to successful development. These services include home visitation, parent education group meetings, developmental screening of children and referral connections to satisfy family needs. PAT offers practical tips on ways to encourage learning, manage challenging behavior, and promote positive parent-child relationships; therefore, improving parenting skills and ultimately, school readiness.

Program results:

- 156 families served.
- Average KIPS Pre-Score: 3.1; Average KIPS Post-Score: 3.51.
- 13.2 % improvement in KIPS pre and post score.
- Average ACIRI Pre-Score: Adult: 1.84 Child: 1.69; Average ACIRI Post-Score: Adult: 2.44; Child: 2.22.
- 32.6% improvement on adult pre and post ACIRI scores.
- 31.4% improvement on child pre and post ACIRI scores.
- 1482 home visits were made.
- 966 books were given out.
- 100% of the children were enrolled in the Imagination Library Program.
- 79 group meetings were held.
- 327 Hispanic families were served.

FAMILY LITERACY**Imagination Library**

Program description: Imagination Library is a program that enrolls children from birth to five years of age. Each child receives an age appropriate book with their name on it, in the mail each month. IL promotes a love of reading and learning. Children develop literacy skills before they learn to read. Bonding with the child, pointing to pictures in a book and turning the pages are all part of the process of learning to read. This can start at birth. Some families would not have access to books without this program. The DHEC Program and the Parents As Teachers Program enroll all of the children they serve.

Program Results:

- 457 children were served.
- For some families, these are the only books in the home.
- ACIRI pre and post scores for adults improved 32.6%. The ACIRI measures how parents interact while reading to their children.

HEALTHY START.**DHEC Home- Based Health Services**

Program description: BCFS enhances the newborn Home Visit by providing more than the initial visit if the family is at risk. The RN's visit the families at least once a month and enhance the home environment and parenting skills to promote optimum health, growth and development of the child. They perform physical assessments for the baby and mother, link the family to a medical home and help them navigate the system; the RN's make referrals when other risks are identified. They also increase the number of infants and children receiving appropriate immunizations.

Program results:

- 108 (unduplicated) families served
- **The nurses were asked to identify the progress made and changes seen in families via observation during home visits:**

- | <u>Outcomes</u> | <u>% of families achieving the outcome</u> |
|---|--|
| <u>Parent reading more to child</u> | 85.3% |
| <u>Parent can assess child for illness</u> | 82.3% |
| <u>Parent is providing age appropriate toys</u> | 79.4% |
| <u>Parent knows proper technique for taking temperature</u> | 79.4% |
| <u>Parent is maintaining a safe environment</u> | 76.5% |
| <u>Child has a safe car seat</u> | 73.5% |
| <u>Parent is keeping up with well child visits</u> | 64.7% |
| <u>Parent understands developmental milestones</u> | 61.8% |
- 560 home visits were made.
- 387 books were given to children and families.
- 100% of the children were enrolled in the Imagination Library Program.
- **The Ages and Stages Questionnaire (ASQ) was used to decrease the potential for undetected developmental delays:**
- Outcomes: There were 25 children who had baseline and follow up ASQ assessments. It is important to note that only one child had a borderline delay at the baseline assessment and no children were experiencing delays on follow up assessments. The most significant changes were seen in the personal and social dimensions of the scale. 68% of children made improvements on this scale, which focuses on solitary social play and play with toys. In addition 52% of the children showed improvement on the problem solving scale, which addresses learning and playing with toys, and 48% made improvements on the fine motor scale, which pertains to hand and finger movements.
- **Another objective was to increase the number of infants and children with age appropriate immunizations and medical homes.**
- Outcomes: 100% of the children were connected to a medical home and were up to date on age appropriate immunizations.

QUALITY CHILD CARE.

Child Care Quality Enhancement Grants

Program description: The method for improving child care in Berkeley County has focused on day homes and centers in the past because of the mission to serve the neediest. The grants provide assessment, technical assistance, resource materials for curriculum, supplies and minor renovations (using private funds) as indicated by the enhancement plan. To qualify for a grant the facility must agree to seek licensure, upgrade to ABC Enhanced status, or become NAFCC/NAEYC accredited. The child care provider must submit to an ECERS-R or FDCRS-R assessment of their site.

Program results:

- 4 facilities were served.
- Average FDCRS Pre-Score: 2.03; Average FDCRS Post-Score: 3.13.
- Average ECERS Pre-Score: 4.27; Average ECERS Post-Score: 4.95.
- 25 hours technical assistance provided.
- 323 books were given to child care centers.
- One facility became ABC Enhanced; one facility became licensed.

Child Care Quality Training

Program description: In conjunction with the QE Grants, this strategy increases the availability of on-site and off-site trainings. Each center or home has technical assistance for support and assistance. The trainings are intended to enhance the provider's knowledge of growth and development. Creative Curriculum provides the curriculum piece. Trainings must address areas required by DSS and ABC on topics such as safety, health, nutrition, child growth and development, child guidance and family/staff communication.

- 67 child care workers attended the trainings.
- 80% of the staff receiving Child Care Quality Enhancement Grants completed 16 hours of training.

ABC Scholarships

Program description: Child care scholarships are provided to participants meeting income criteria and who are working or in school. Scholarships promote optimal development by providing a healthy environment and comprehensive services so children have a reduced risk of major physical, developmental and learning problems.

- 33 children were provided scholarships for child care.
- 100% of the families met the SC First Steps Board Of Trustee's priority risk factors.

EARLY EDUCATION.

S.C. Child Development Education Pilot Program (CDEPP)

Program description: CDEPP offers state-paid tuition of 4-year-old kindergarten classes to eligible students living in the 37 trial and plaintiff school districts involved in the school funding equity lawsuit, *Abbeville et al. vs. South Carolina*. First Steps oversees CDEPP 4K classes offered in non-public school environments. To qualify for state-paid tuition, a student's family must qualify for TANF or free/reduced-price lunch, be 4 years old by Sept. 1, 2007, and live in an eligible school district.

Program results:

- 24 eligible students served and additional children filled the remainder of slots in the classrooms.
- 3 private providers offered CDEPP 4K classes.
- Because every elementary school in Berkeley County had at least one CDEPP class available, we feel that most of the four year olds were served in public school settings. This made it harder for the private sector to enroll children.

Financial Summary

Expenditures by Funding Source

| | | | |
|--------------------------|-----------|---------------|----------|
| State Appropriation. | \$547,737 | State Private | \$2,299 |
| E.I.A. Appropriation | \$44,068 | Local Private | \$9,637 |
| Lottery Appropriation | \$0 | Federal | \$0 |
| C.D.E.P.P. Appropriation | \$172,240 | In-Kind | \$73,420 |
| C.O.E. Appropriation | \$0 | | |
| NFP | \$0 | | |

Expenditures by Program/Strategy Name

| | |
|---|---------------------|
| Parenting, Family Strengthening/Parents as Teachers | \$363,499.00 |
| Child Care/Child Care Quality Enhancement | \$58,315.00 |
| Child Care/Child Care Training and Professional Development | \$38,400.00 |
| Early Education/ABC Scholarship Initiatives | \$21,000.00 |
| Healthy Start/DHEC Home-Based Services | \$50,784.00 |
| Family Literacy/Imagination Library | \$14,150.00 |
| | |
| | |
| | |
| | |
| | |
| Indirect Programmatic Functions | \$76,384.00 |
| Administrative Functions | \$24,745.00 |
| GRAND TOTAL | \$647,277.00 |

NOTABLE DONORS

| <i>DONOR'S NAME</i> | AMOUNT |
|---|--------------------|
| Berkeley County School District; Tammy Ware | \$60,000.00 |
| DHEC; Gene Kurtz | \$6,420.00 |
| DSS; Ray Northcott | \$3,000.00 |
| First Book; Cris Ballew | \$2,000.00 |
| Dollywood Foundation; Christy Crouse | \$2,000.00 |
| TOTAL: | \$73,420.00 |

Local Match Percentage for FY 2008: 15.6%

COUNTY PARTNERSHIP BOARD OF TRUSTEES

Angela Thomas, Board Chair, Family education, training and support provider

Luci Carter, Childcare and early childhood development/education provider

Cynthia Curry, Pre-kindergarten through primary educator, County Legislative appointee

Gene Kurtz, Healthcare provider

Kathleen Bounds, County Legislative appointee

Sue Herring, Early childhood education

Carolyn Glover, Early childhood education

Brenda Campbell, Early childhood education

Angela Simmons, Early childhood education

Betty Smalls, Business community

Jean Gooch, Childcare and early childhood development/education

Annie Hurt, Family education, training and support provider

Amy Sprague, Pre-kindergarten through primary educator

Jennifer Causey, Parent of a pre-school child being served by First Steps

Samone Johnson, DSS appointee

Sharon Fashion, Library appointee

Betty Pressley, Non-profit organization that provides services to families and children

Richard Meister, County Legislative appointee

Gayle Williford, Non-profit organization that provides services to families and children

Lillie Caldwell, Family education, training and support provider

COUNTY DATA SNAPSHOT

In FY08, First Steps County Partnerships statewide made it a priority to become increasingly data-driven. County Partnerships successfully began using powerful new components of the First Steps data system, and County Partnerships also utilized data in new ways to drive their FY09 program plans. In addition to enhanced program data tracking, County Partnerships are also focusing on the best available data about children and families to best understand their communities' needs. At the end of FY08 and the beginning of FY09, County Partnerships began an extensive analysis of this data, including data about the risk factors known to impact children's potential school success. These include: low birth weight, teen mothers, and families living in poverty. A county-level risk data report is included in the subsequent pages of this report.

2008 School Readiness Risk Profile

Berkeley County

Total Children Under Six: 13,093

CHILD POVERTY (Children in Families Receiving TANF Benefits)

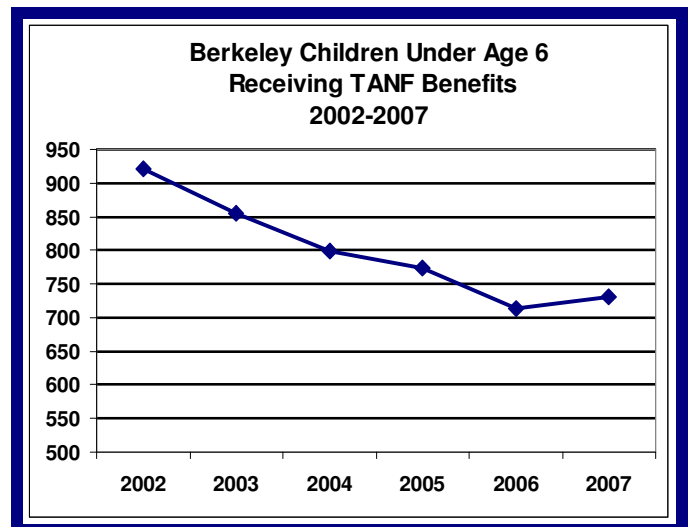
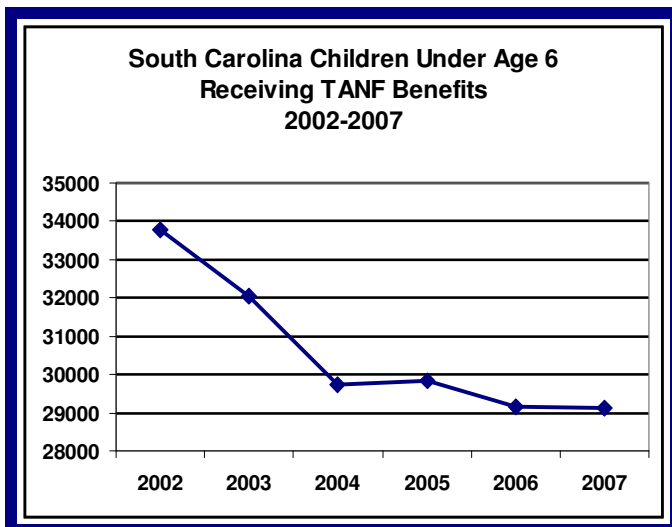
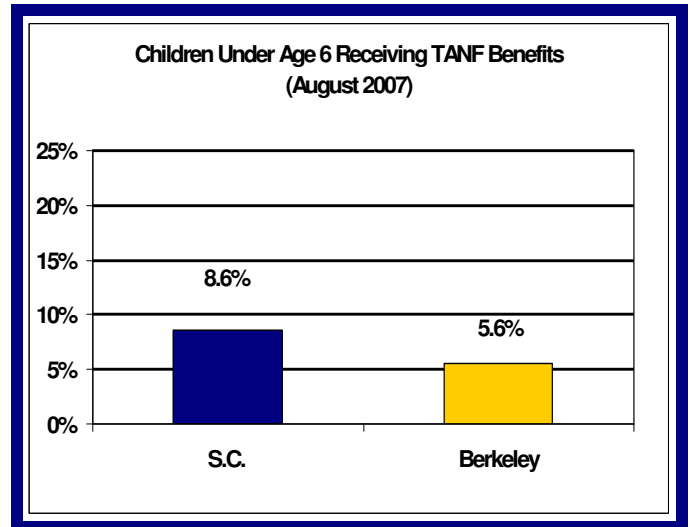
Statewide Average (2007): 8.4%

Berkeley County (2007): 5.6%

Fast Fact: Roughly 1 in 18 Berkeley County children has an annual family income equivalent to \$10,325 (or less) for a family of four. A recent statewide analysis suggests that 45% of these children will be retained or score at the "below basic" level (PACT) by third grade.

Children in deep poverty often face a wide variety of school readiness obstacles, ranging from inadequate prenatal care and nutrition to low maternal education.

731 of Berkeley County's 13,093 children under age 6 received federal Temporary Assistance for Needy Families (TANF) benefits during 2007, indicating a family income at or below 50% of the federal poverty definition.



2008 School Readiness Risk Profile

Berkeley County

Total Children Under Six: 13,093

CHILDREN AT LOW BIRTH WEIGHT (Less Than 5.5 lbs.)

Statewide Average (2005): 10.2%

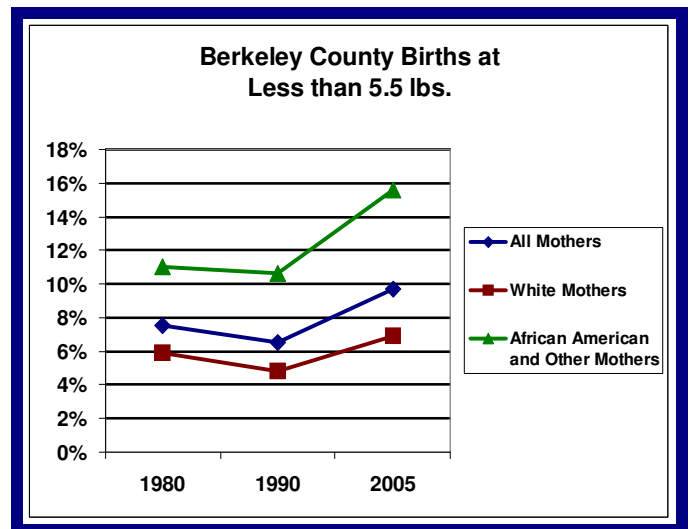
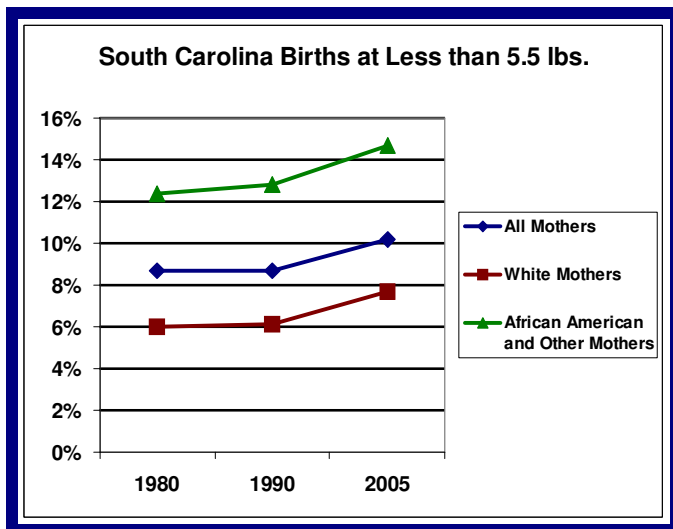
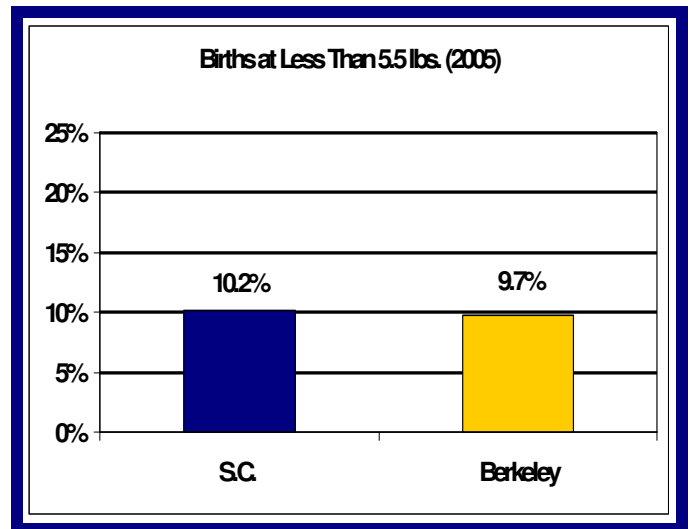
Berkeley County (2005): 9.7%

Fast Fact: Roughly 1 in 10 Berkeley County children is born at a weight less than 5.5 lbs. A recent statewide analysis suggests that at least one-third of these children (36%-52% depending on weight category) will be retained or score at the "below basic" level (PACT) by third grade.

Babies born at low weights are often prone to developmental delays associated with early academic failure.

Many have received inadequate prenatal care and suffer from significant health complications.

212 of the 2,196 children born in Berkeley County during 2005 weighed less than 5.5 lbs.



2008 School Readiness Risk Profile

Berkeley County

Total Children Under Six: 13,093

BIRTHS TO TEENAGE MOTHERS

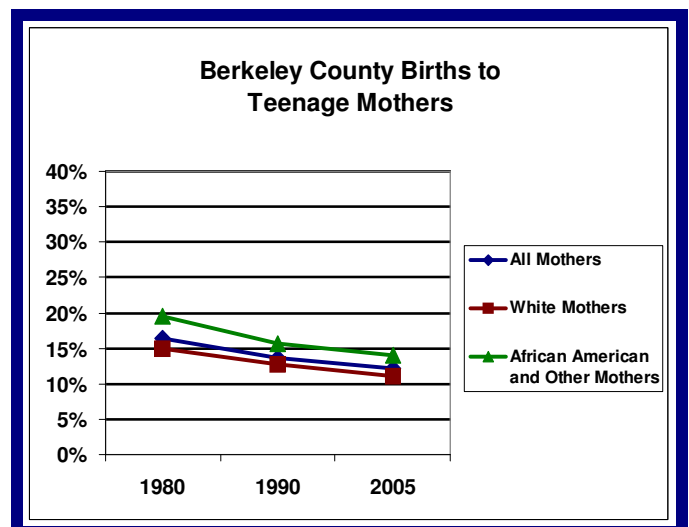
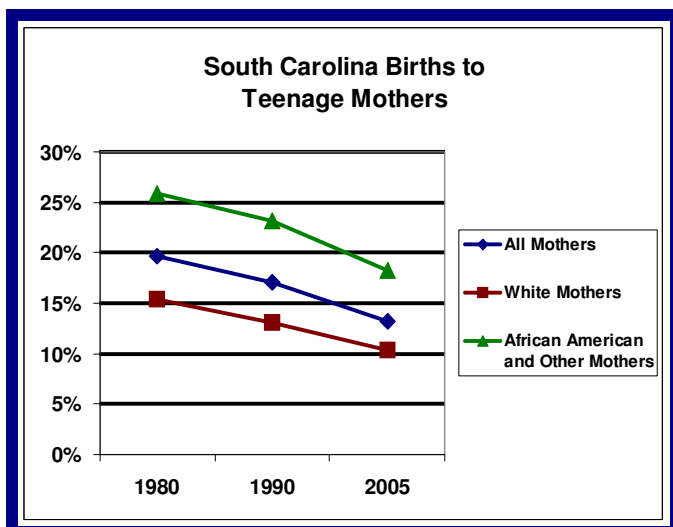
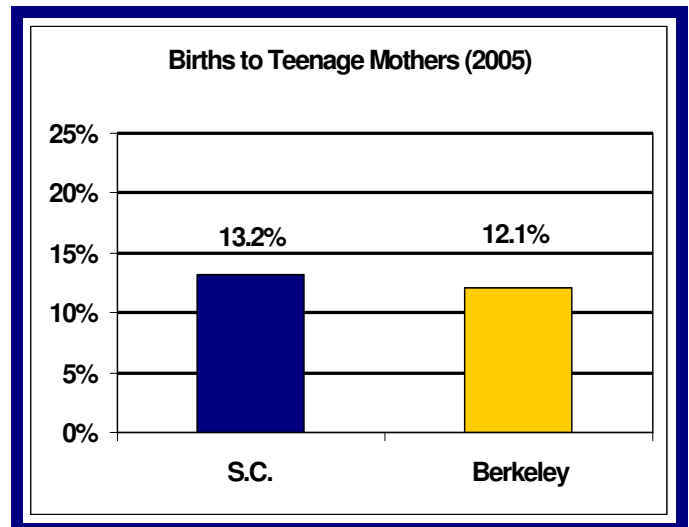
Statewide Average (2005): 13.2%

Berkeley County (2005): 12.1%

Fast Fact: Just over 1 in 10 Berkeley County births is to a mother under 20 years of age. A recent statewide analysis suggests that 43% of these children will be retained or score at the “below basic” level (PACT) by third grade.

Teenage parents often lack the maturity and knowledge required to optimally fulfill important parental responsibilities, are less likely to advance their own educational attainment and often fail to advance beyond low-income status.

265 of the 2,196 children born in Berkeley County during 2005 had teenage mothers.



2008 School Readiness Risk Profile

Berkeley County

Total Children Under Six: 13,093

BIRTHS TO MOTHERS WITH LESS THAN A HIGH SCHOOL DIPLOMA

Statewide Average (2005): 23.7% Berkeley County (2005): 19.2%

Fast Fact: Nearly 1 in 5 children in Berkeley County is born to a mother possessing less than a high school diploma. A recent statewide analysis suggests that roughly half (48%) of these children will be retained or score at the “below basic” level (PACT) by third grade.

Research suggests that a mother’s own educational attainment is closely linked to the subsequent academic performance of her children.

421 of the 2,196 children born in Berkeley County during 2005 had mothers with less than a high school diploma.

