South Carolina 4-H Volunteers' Newsletter
Volume 1, Issue 4, Suppl. 1
July 2016

we CU volunteer

Editor/Author: T. Ashley Burns

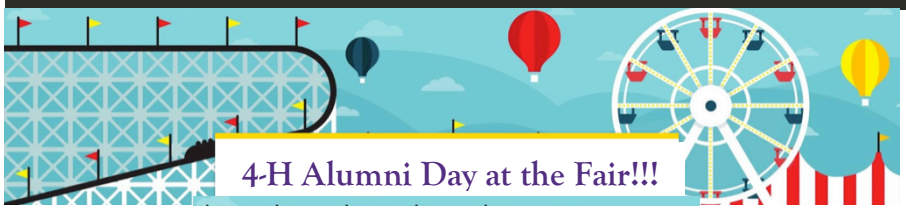

October 13, 2016

Register as a 4-H Alumnus with us and get into in the fair free and join us for an Alumni Luncheon.

SOUTH CAROLINA 4-H Youth Development

SOUTH CAROLINA State Fair

#TrueLeaders contest & the National 4-H Campaign

Here's another opportunity to shine a spotlight on our amazing youth in South Carolina!!!

American Cattlemen, Bekaert and 4-H want you to show us your #Trueleaders with the Bekaert Grow #TrueLeaders Contest. Entering is easy! Simply upload a photo of your #TrueLeader showing responsibility & working hard, tell us about your photo (50 words or less). Click the link for more details: http://www.americancattlemen.com/contests/trueleaders

Deadline: July 24, 2016

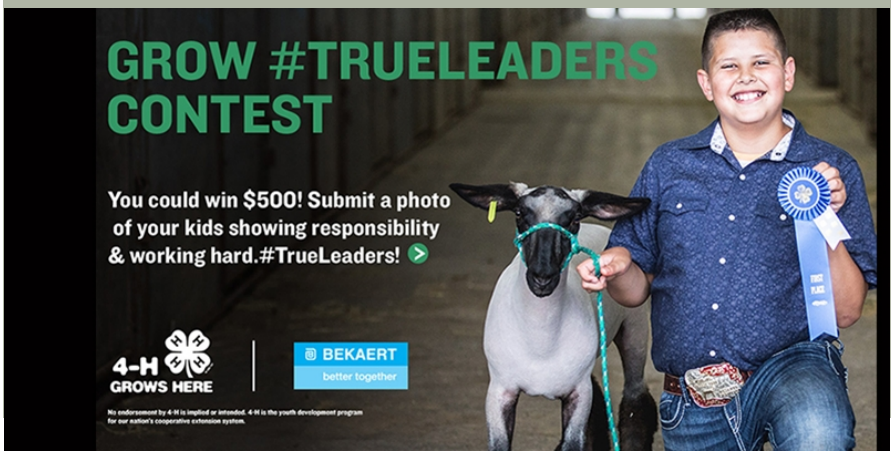

Upcoming Deadlines...

Small Garden Project

For those enrolled in the project, ***record books*** are due to County Extension Offices.

DEADLINE: Friday, July 29th

Volunteer Leaders Symposium

New & experienced 4-H Volunteers
Event on August 13, 2016
Registration online (see attached flyer)
https://www.eventbrite.com/e/volunteer-leaders-symposium-registration-25912713624

Reg. DEADLINE: Friday, July 29th

Ambassador Training

4-H Seniors
Event on August 13, 2016
(see attached flyer and application)
http://www.eventbrite.com/e/2016-4-h-ambassador-training-tickets-26431283681

Reg. DEADLINE: Friday, July 29th

Junior Beef Round-up

Beef Cattle Show
Event on August 5-7, 2016
https://www.regonline.com/builder/site/Default.aspx?EventID=1837238

Late Reg. DEADLINE: Friday, July 29th

Wildlife Food Plot Project

All youth, statewide independent study
https://www.eventbrite.com/e/2016-2017-4-h-wildlife-food-plot-project-registration-25803527044

Reg. DEADLINE: Friday, August 5th

CLEMSON COOPERATIVE EXTENSION

Clemson University Cooperative Extension Service offers its programs to people of all ages, regardless of race, color, gender, religion, national origin, disability, political beliefs, sexual orientation, marital or family status and is an equal opportunity employer.

Monthly 4-H Club Activity Idea

created by T. Ashley Burns

Hide and Seek

Objective: to allow for self expression and gain knowledge about a specific technique.

Age Range: All ages.

Hands-on Activity: Create a hidden message, work of art, or design using lemon juice and revealing it using a heat source

Life Skills: HEAD = learning to learn, decision making;
HEART = social skills, communication;
HANDS = marketable skills;
HEALTH = self-esteem, character, personal safety.



Introduction

Today, you are going to learn the secret art of using invisible ink!!! Do you know what steganography is?

Greek origin – "steganos" meaning covered and "graphia" meaning related to writing

Steganography is the practice of concealing messages or information using a special technique or tool, like invisible ink!

In what ways has steganography been used?

Governments, militaries, spies, fun times with friends, artwork, and the list goes on!!!

Invisible ink and encryption have been used for thousands of years for many different reasons. You are learning this technique today just for fun!

General Washington's spies during the Revolutionary War reportedly used the same technique to transport and deliver messages undetected.

http://thegirlbythesea.com

http://thegirlbythesea.com

Part 1 - Hide

Materials:

- Paper
- Lemon juice (bottle or fresh squeeze)
- Small cup or bowl to hold juice
- Q-tip or other utensil to 'paint'

Allow for self expression (within the code of conduct, of course) and let youth create their own hidden message, artwork, or design with lemon juice on the paper. Allow the paper to air dry (approximately 20 min).

Part 2 - Seek

Materials:

- A heat source*

This is the tricky part!!! You must heat the paper to reveal the invisible ink. *We

recommend safe and supervised handling of a small appliance, such as a hair straightening iron, a clothes iron, or 100-watt incandescent bulb for this part. A hair dryer (unless it's really hot) has limited success. An oven, candle, or heat gun will also work, just make sure the heat source warms the paper only to the extent that it darkens the invisible ink. You do not want to catch the paper on fire. (Be prepared with water and/or a fire extinguisher just in case!) It takes a little patience for the ink to start to appear, but once it starts, it darkens quickly. For younger audiences, you may want to develop the ink yourself, depending on the heat source you are using. Allow youth to discuss what they created and why.

Discussion Questions

What message, art, or design did you create?
What color does your invisible ink show up as? Why?
Are there any other "inks" that will work the same way?
If you did this activity again, what would you do differently?
What would you say to help someone doing this activity for the first time?

The brown color of the lemon juice comes from oxidation of carbon compounds when heated. (If someone wants to be VERY technical, the color change occurs when at least one hydroxyl group, –OH, on the organic acid in lemon juice is replaced by an alkoxy group, –O-alkyl, creating an ester.)

Other solutions, most of which are organic compounds that oxidize when heated, that can act as invisible ink include apple, orange, and onion juices, milk, soapy water, vinegar, coke, and honey/sugar solutions.

Conclusion

Creating and using invisible ink is a great way to discover the science in our everyday world. Allowing youth to explore alternatives to this activity and express their personal interests in a "hidden message" is a fun and easy way to build self esteem, challenge scientific thinking, and promote personal safety.

Volunteer

sponsored by AgSouth Farm Credit, ACA

Leaders Symposium

August 13, 2016

9am – 4pm

Center for Advanced Techical Studies
916 Mt. Vernon Church Road
Chapin, SC

Cost: $15.00

Register online @
clemson.edu/4h/4h_volunteers
Deadline: July 29, 2016
For questions, contact Ashley Burns at taberp@clemson.edu

CLEMSON COOPERATIVE EXTENSION

Clemson University Cooperative Extension Service offers its programs to people of all ages, regardless of race, color, gender, religion, national origin, disability, political beliefs, sexual orientation, marital or family status and is an equal opportunity employer.

Morning Sessions (9am – 12pm)

How to handle an *Emergency*
CPR/First Aid certification; expires every 2 years *- 3 hour course!!!*

Connecting to *National 4-H*
learning about opportunities to connect to & be involved in the National 4-H movement – *1 hour*

Empowering our Youth
how to teach youth to lead in clubs, communities, & schools – *1 hour*

How to *talk* to your Agent
effective tools for communicating with your Extension Agent for an effective, working relationship – *1 hour*

Protecting our Youth
risk management, behavior management, & child abuse/reporting – *1 hour*

Positive *Youth Development*
basic child development & positive discipline practices – *1 hour*

Afternoon Sessions (1pm – 4pm)

Defensive *Driving*
Be certified to haul youth safely; expires every 3 years – *3 hour course!!!*

Cooking up a *Healthy Life*
special opportunities in cooking and nutrition – *1 hour*

Experiencing *Nature*
using your outdoor classroom to your greatest advantage – *1 hour*

Lessons in *Livestock*
updates on the horse program & opportunities for involvement – *1 hour*

National Youth *Science* Day
introducing the 2016 NYSD Challenge – *1 hour*

Perfecting the *Portfolio*
See examples and learn to guide youth to submit a winning 4-H portfolio – *1 hour*

4-H: Green & *Growing*
strategies for teaching and implementing youth gardening programs – *1 hour*

4-H Ambassador Training

August 13, 2016
9am – 4pm

Center for Advanced Technical Studies
916 Mt. Vernon Church Rd.
Chapin, SC

Cost: $35.00
Application deadline: July 29th

Contact Meghan Wood at mlmcpha@clemson.edu for questions.

Clemson University Cooperative Extension Service offers its programs to people of all ages regardless of race, color gender, religion, national origin, disability, political beliefs, sexual orientation, marital or family status and is an equal opportunity employer.

CLEMSON COOPERATIVE EXTENSION

SC 4-H *Ambassador* Program

2016 Application

Ambassador Training:
August 13, 2016
9:00am- 4:00pm
Center for Advanced Technical Studies
916 Mount Vernon Church Rd.
Chapin, SC 29036

Mail completed application and all requirements to:
Dr. Meghan Wood
2063 Barre Hall
Clemson, SC 29634
mlmcpha@clemson.edu
Deadline: July 29, 2016

Name: _____Region: _____

Address:_____City:_____Zip:_____

Cell #:_____Email:_____

Age:_____ Shirt Size:_____ County:_____

☐ Please check box if you require or prefer a vegetarian meal for lunch.

2nd Year Ambassadors (only) please check one as your specialty area:

_____Horse _____Livestock _____Healthy Lifestyles

_____Natural Resources _____Science

Please indicate how many years you have participated in the following:

4-H Project Work_____ Presentation Contest_____ State Congress_____

Club Officer _____ Junior Leader_____ Senior Leader_____

County Teen Council_____

Each Ambassador must commit to serving as a trainer at one or more of the following events:

- SC State Fair
- 4-H State Presentation Contest
- 4-H State Congress
- 4-H Engineering Event
- Cattleman's Boot Camp
- 4-H Shotgun Match
- Forestry Clinic
- 4-H Club Camps
- Jr. / Sr. Teen weekends

Training Assignments will be distributed at the Ambassador training on August 13, 2016. Please bring your calendar/schedule to this training in order to help make these determinations. Ambassadors will leave the program knowing which events they will be trainers for, who they are co-training with, who the event coordinator is, and with all the materials needed for their training events.

Application requirements:

1. Complete this cover sheet with all signatures.
2. Attach Resume
3. One letter of reference (no family members)
4. Health/permission form
5. $35.00 registration fee (check payable to Clemson University)

Deadline: July 29, 2016. Late registrations will not be accepted. Entries may be mailed, scanned/emailed or faxed.

I understand the responsibilities and expectation of the 4-H Ambassador program. I agree to fulfill all responsibilities and expectations to the best of my ability.

Applicant Signature:_____Date:_____

Parent Signature:_____Date:_____

County 4-H Agent Signature:_____Date:_____