

FACT SHEET

Energy

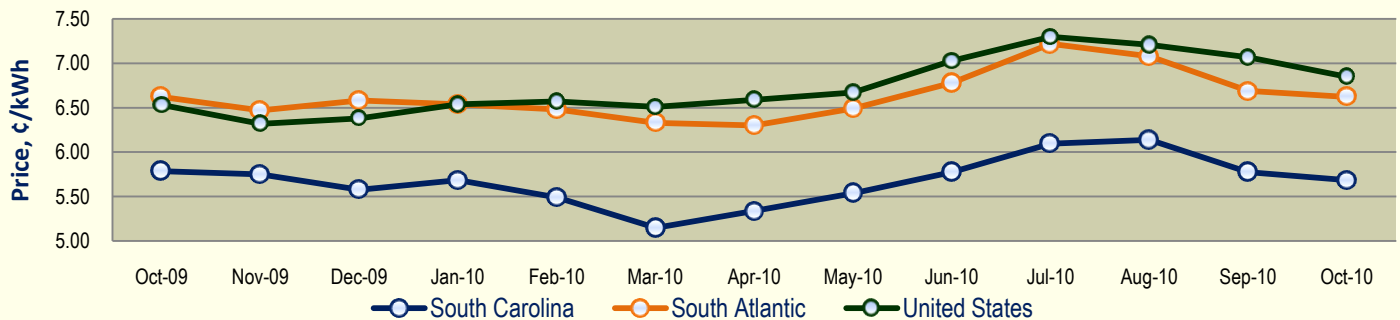
January 2011

South Carolina provides low-cost, reliable energy to manufacturers and is a leader in the alternative energy sector

LOW UTILITY COST *Better Bottom Line*

South Carolina enjoys some of the region's most affordable power costs. Industrial power costs in the state average only 5.68 cents per kilowatt hour, one of the lowest rates in the nation and about 17 percent less than the national average of 6.85 cents per kilowatt hour. (Source: U.S. Energy Information Administration, January 2011, reporting October 2010 prices.)

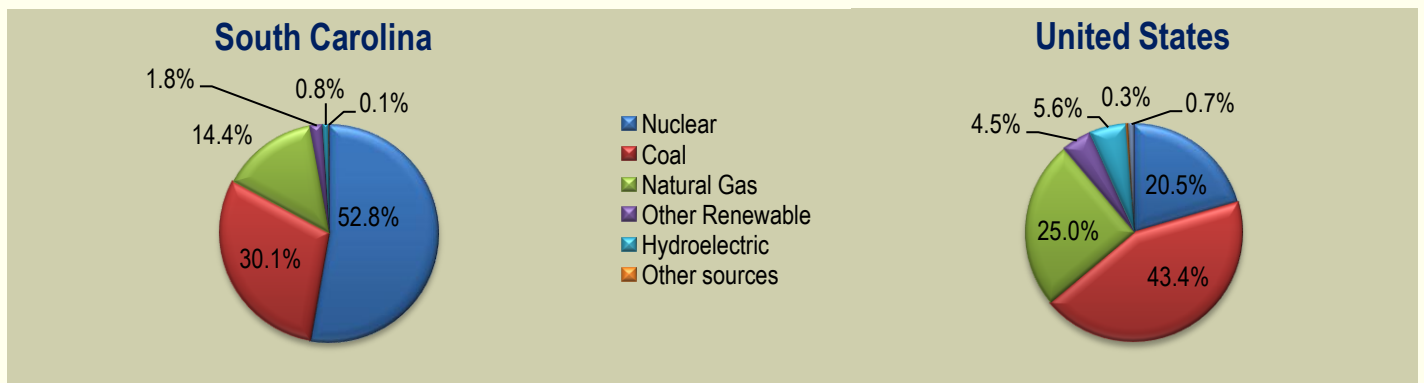
Average Monthly Price, Industrial Power



NUCLEAR POWER *Prepared for the Future*

South Carolina's low energy costs can be attributed to its past investments in nuclear power, which accounts for more than half of the total electric power provided to the state. This is more than two-and-a-half times higher than the national average and making South Carolina the third-largest generator of nuclear power in the United States. In addition, plans are underway for several new nuclear reactors to come online in South Carolina, further increasing the state's capacity to produce inexpensive, yet clean and efficient energy. (Source: U.S. Energy Information Administration, Form EIA-923, "Power Plant Operations Report." for production in October 2010, reported January 2011.)

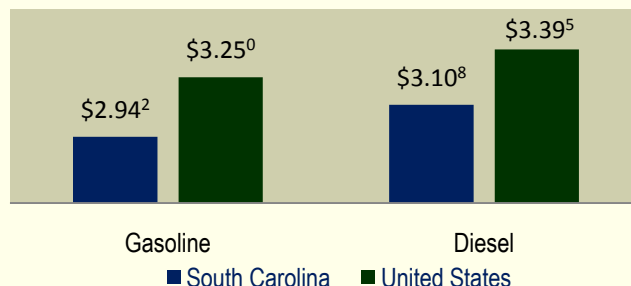
Percentage Power Production, By Source, October 2010



GASOLINE PRICES *Consistently Among Lowest in the Nation*

Due in part to its low fuel taxes, South Carolina consistently has some of the lowest motor fuel costs in the country, both for gasoline and diesel fuel. In January 2011, AAA reported South Carolina's average retail price for gasoline was the lowest in the East, more than 16 cents per gallon lower than the national average; while diesel fuel costs were more than 14 cents per gallon below national levels. Over the past year, South Carolina's fuel costs have remained between 12 and 22 cents below the national average. (Source: AAA Fuel Gauge Report, as of January 19, 2011.)

Retail Fuel Prices, January 2011

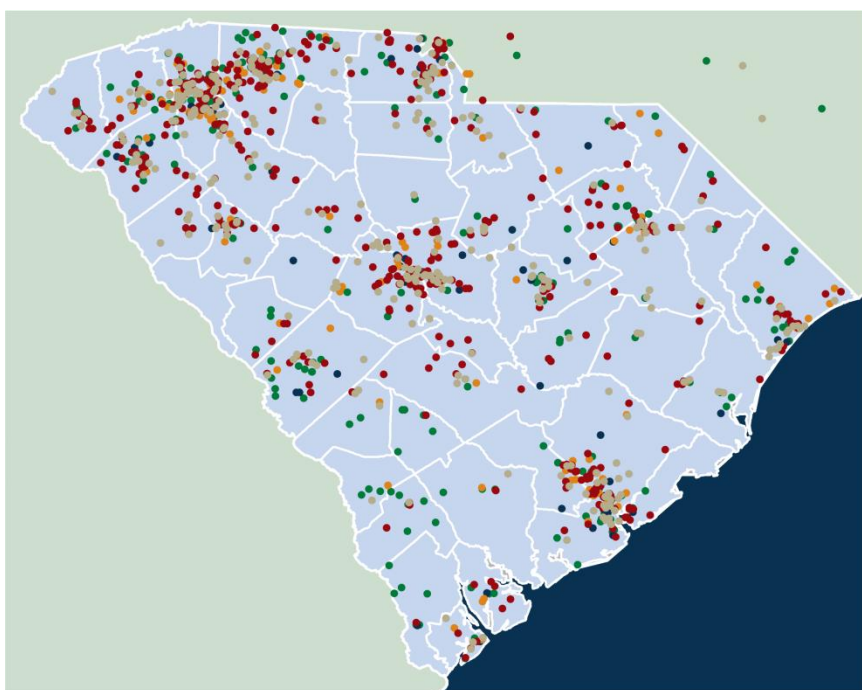


RECENT RANKINGS *South Carolina Recognized Nationally*

- South Carolina ranks fifth in the nation for clean energy use in the 2010 State New Economy Index. (Source: The Information Technology & Innovation Foundation and the Kauffman Foundation, Nov. 2010)
- As part of its 2010 report declaring South Carolina the state with the greatest Economic Growth Potential, *Business Facilities* ranked the Palmetto State as one of the Top 10 Alternative Energy Industry leaders, including second in Wind Energy Manufacturing. (Source: *Business Facilities* magazine, Jul/Aug 2010)

ALTERNATIVE ENERGY *Potential Supply Chain in South Carolina*

The U.S. Department of Energy has funded the Renewable Energy Policy Project (REPP) which identifies potential manufacturers to contribute to an alternative energy supply chain. South Carolina currently has more than 1,200 potential manufacturers for this supply chain. (Sources: Dun & Bradstreet and U.S. Department of Energy REPP methodology)



Number of Companies

● Potential Biomass Supply Chain	259
● Potential Wind, Solar & Biomass Supply Chain	68
● Potential Biomass & Geotherm Supply Chain	129
● Potential Wind Supply Chain	448
● Potential Solar Supply Chain	311