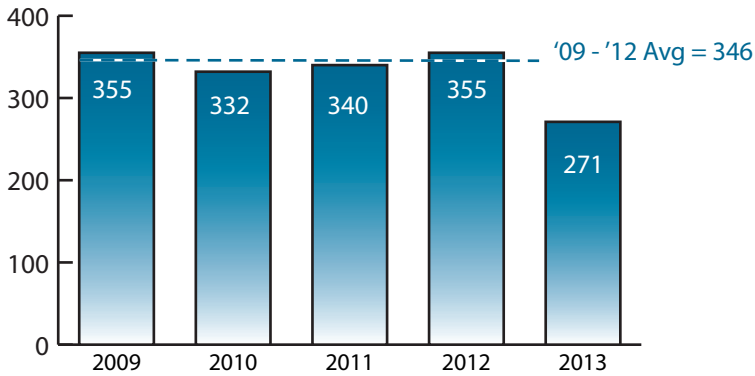


# SOUTH CAROLINA TRAFFIC FATALITY REPORT FOR 2013

Statistics through May 2013

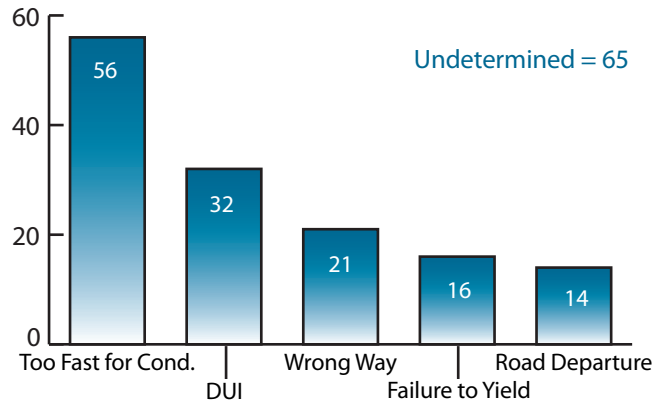
(All data is preliminary)

## 2009 - 2013 Fatality Comparison through May



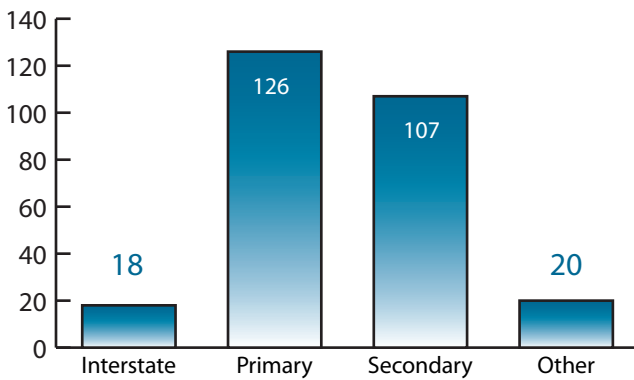
Traffic fatalities through May 2013 are nearly 25% below the 2012 total and more than 20% below the previous four-year average.

## Top Probable Causes



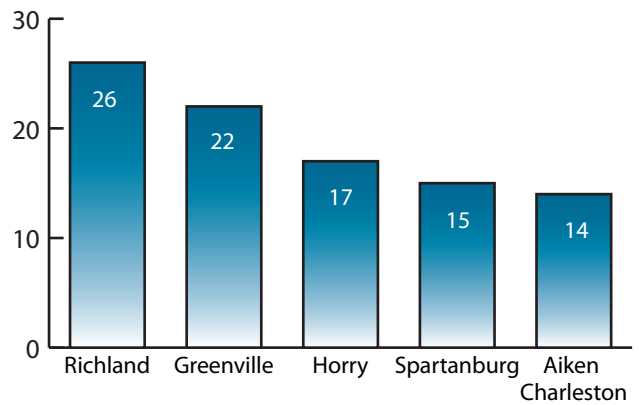
Overall fatalities have decreased nearly 25% from 2012. However, speed related fatalities have remained nearly unchanged from 2012.

## Fatalities by Route Category



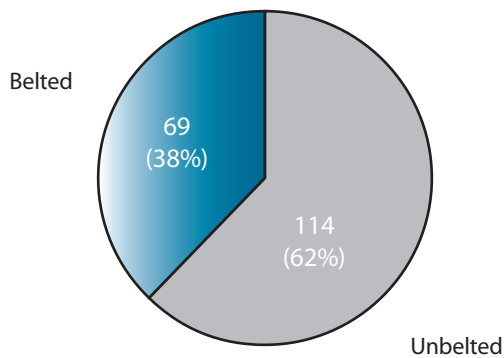
Local roads (Other) is the only category to experience an increase in fatalities this year, an increase of more than 10% over 2012. Interstate fatalities have decreased nearly 50%.

## Top Fatality Counties



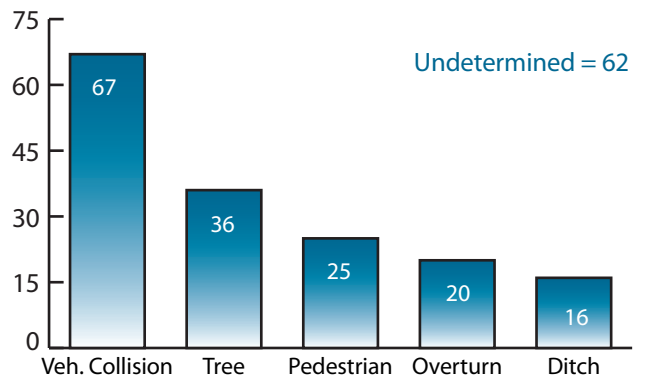
Edgefield and Fairfield counties have yet to report a traffic fatality, while seven other counties have reported only one in 2013. Lexington county has experienced a decrease of nearly 60%.

## Fatalities by Restraint Usage



This graphic does not include 87 people (pedestrians, motorcyclists and others) who were killed and did not have access to restraints.

## Top Crash Events



Fatalities involving vehicles colliding with trees remains the second highest crash event in 2013 behind vehicles colliding with other vehicles.