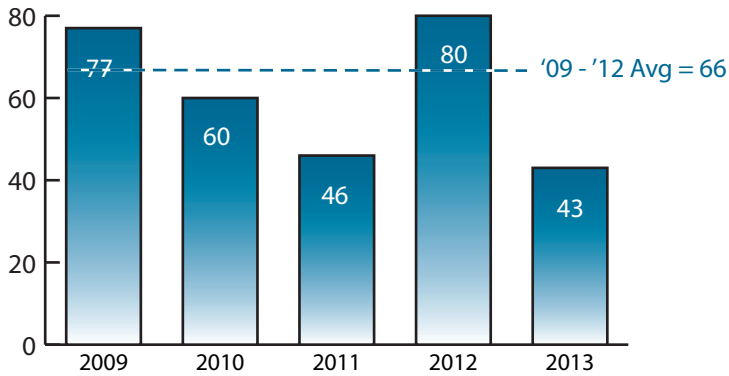


SOUTH CAROLINA TRAFFIC FATALITY REPORT FOR 2013

Statistics through January 2013

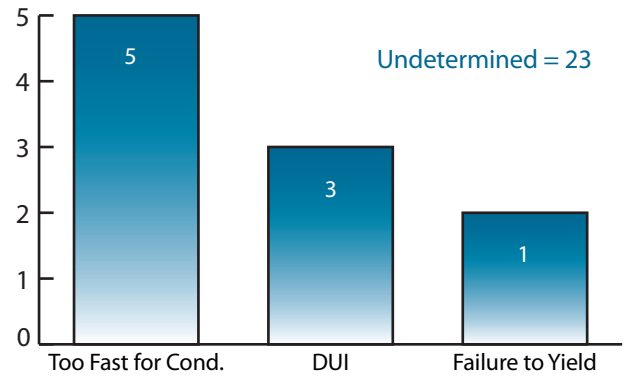
(All data is preliminary)

2009 - 2013 Fatality Comparison through January



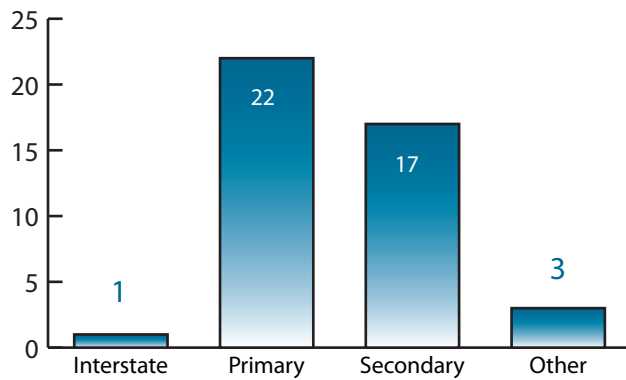
Traffic fatalities for January 2013 are nearly 50% below the January 2012 total and 35% below the previous four-year average.

Top Probable Causes



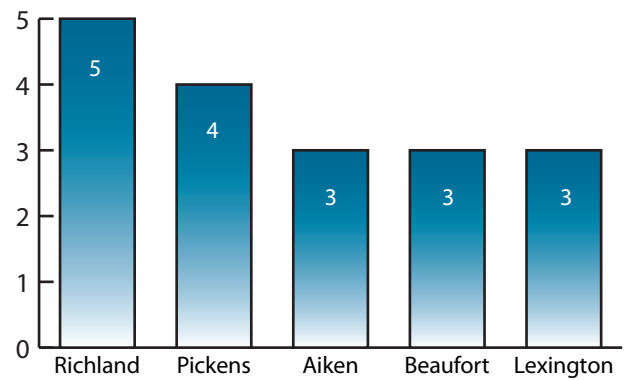
Most of the crash detail information is not yet available.

Fatalities by Route Category



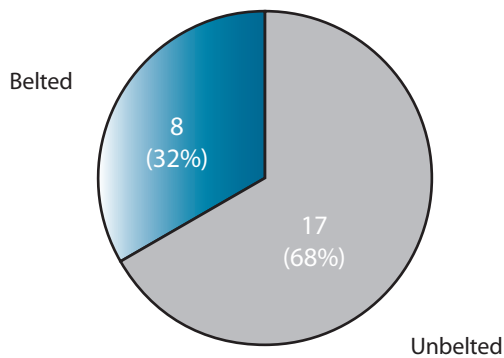
There was only 1 traffic fatality reported on the Interstate in January.

Top Fatality Counties



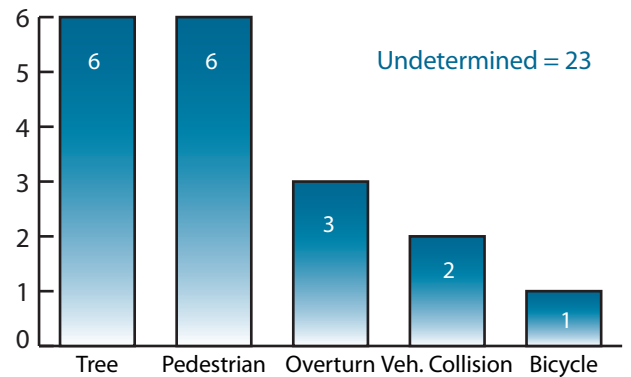
Richland County has experienced the most fatal crashes through January 2013.

Fatalities by Restraint Usage



This graphic does not include 18 people (pedestrians, motorcyclists and others) who were killed and did not have access to restraints.

Top Crash Events



Vehicles colliding with trees was the top fatal crash event so far in 2013.