

SOUTH CAROLINA
SECOND INJURY FUND

ANNUAL REPORT

2009 - 2010

TABLE OF CONTENTS
SOUTH CAROLINA SECOND INJURY FUND

	Page
Mission.....	4
Organization Values.....	4
Goals and Objectives	4
Year in Review	5
Second Injury Fund.....	11
Claims	11
Recoveries.....	11
Legal	11
Administrative.....	11
Key Personnel	12
Statutory Authority for the Agency.....	13
Criteria for Reimbursement	13
Financial Statement.....	14
Claims Activity Against Fund.....	14
Assessments	15

SOUTH CAROLINA WORKERS' COMPENSATION
UNINSURED EMPLOYERS' FUND

Historical Development16

Financial Statement.....16

Claims Activity Against Fund.....17

Hearings and Others Legal Proceedings17

EXHIBIT I Disbursements to Insurance Carriers and.....18
..... Self-Insured Employers/Funds

EXHIBIT II Assessments Levied on Insurance Carriers.....24
and Self-Insured Employers/Funds

SOUTH CAROLINA SECOND INJURY FUND

William E. Gunn

Interim Director

MISSION

The Second Injury Fund functions within the South Carolina Workers' Compensation System. The mission of the Fund is twofold:

1. To protect employers from the higher cost of insurance that can occur when an injury combines with a prior disability to result in substantially increased medical or disability costs than the accident alone would have produced. This ensures that an employer is not made to suffer a greater monetary loss or increased insurance costs because they hire or retain an employee who has a disability.

2. To ensure payment of workers' compensation benefits to injured employees whose employers have failed to comply with the coverage provisions of the Workers' Compensation Law.

ORGANIZATIONAL VALUES

- Administer claims in a fair and impartial manner
- A highly professional and well-trained staff
- Continuous improvement of services

GOALS AND OBJECTIVES

The performance expectations of the agency, as a whole, and of each individual are reviewed regularly to ensure that we continue to meet or exceed the goals and objectives outlined. These goals and objectives are directly related to the agency's organizational values.

Goals

- The orderly phase-out of the Fund in June 2013.
- To protect employers from increased workers' compensation insurance cost.
- To ensure payment of workers' compensation benefits to injured employees whose employers are in violation of the Workers' Compensation Law.

Objectives

- Prompt determination of eligibility
- Efficient claims processing and payments
- Contain claims cost
- Sound fiscal management

YEAR IN REVIEW

We accepted 783 Second Injury Fund claims, of these 57% or 346 were within 4 years of the date of accident. This ensures that these claims should not adversely affect the employers' workers' compensation insurance premium.

This year 510 employees benefited from the Uninsured Employers' Fund.

The Fund's major achievements for FY10 are summarized below:

- **Customer satisfaction scores remained high**
- **Cycle time to pay claims is lowest when compared to "like" funds**
- **Annual assessment reduced by \$23.3 million**
- **Claim and administrative costs continue to be less than published average for the private sector and "like" funds**
- **Uninsured Employers' Fund payout reduced \$1.3 million by finding other coverage**

This was the fourth year that the 135% factor was used in the calculation of the annual assessment. This change, brought about by the 2007 Workers' Compensation Reform Act (Act. 111), resulted in a \$41.9 million reduction in the assessment levied on carriers in August 2009. This reduction, along with the reduction of \$139.6 million in the previous three years, equates to a saving on the annual assessment of \$181.5 million in the past four years. In order to assist carriers financially, we allowed the assessment to be paid in two payments. The first payment was due November 1st and the second payment on April 1st.

This year's statistics show that the 2003 amendments to our law are having the results anticipated. The amendment did away with the "unknown condition" as a reason to meet the knowledge requirement. The table below shows a 73% reduction in accepted claims over the past seven years. Of the 2,219 claims accepted in FY 2004, 1,964 or 88.8% were for the "unknown condition" compared to the 606 claims accepted in FY 2010 and only 65 or 10.7% being for the 'unknown condition'. We can expect further reductions in the acceptance of these type claims.

	FY 2004	FY 2005	FY 2006	FY 2007	FY 2008	FY 2009	FY 2010	% Reduced
Claims Accepted	2,219	1,922	1,184	887	861	783	606	73%

New and reopened claims for FY10 have seen a reduction of 59% from the 4,521 claims in FY09 versus the 1,864 claims in FY10. This resulted in a 24% reduction in the number of open claims carried forward into FY11, 4,250 claims carried forward into FY11 versus 5,566 in FY10. We expect this downward trend to continue.

The total reimbursements for FY10 showed a 9% reduction from FY09. This reduction, along with the reductions from the previous three fiscal years, equates to a 30% reduction over the last four fiscal years. We predict the reimbursements will

continue to drop along with the number of claims accepted. We continue to have carriers reopening claims that are many years old and providing documentation for acceptance. The result being of the 606 claims accepted in FY10, 260 claims or 43% were accepted more than 4 years from the date of accident. In these cases some employers may not receive any benefit in the experience modification used in their premium calculation.

One of our strategic challenges was to reduce the use of contract attorneys in the Uninsured Employers’ Fund’s claims process. This would contain claim costs and be sound fiscal management of these claims. The table below shows a 74% reduction in attorney/legal fees over the high of \$1,286,925 in FY 2007 versus \$328,656 in FY 2010. This reduction is a major factor in the 17% decrease of the Uninsured Employers’ Fund Administrative Cost Ratio for FY 2010.

	FY 2006	FY 2007	FY 2008	FY 2009	FY 2010
Attorney Fees	\$808,636	\$1,057,487	\$555,705	\$343,469	\$270,087
Legal Fees	\$143,048	\$ 299,438	\$151,947	\$ 79,581	\$ 58,569
Total	\$951,684	\$1,286,925	\$707,652	\$423,050	\$328,656

The Workers’ Compensation Reform Act (Act. 111) signed by the Governor on June 25, 2007. It included several changes that will affect the handling and administration of Uninsured Employers’ Fund claims. These changes are those that affect all carriers and self-ensured employers/funds that report and collect premiums and adjust workers compensation claims in South Carolina.

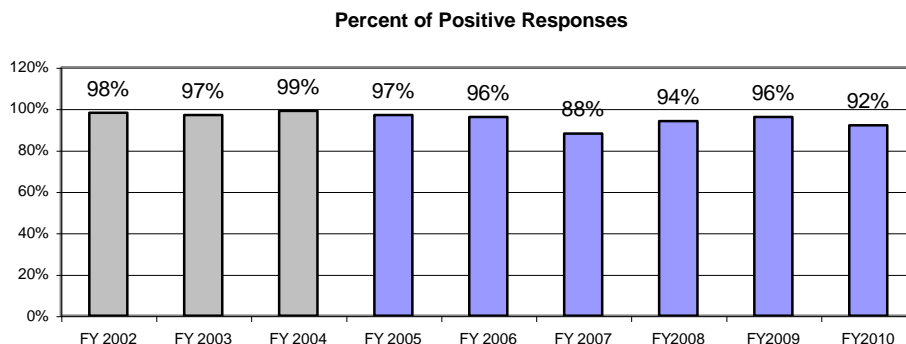
The major effect the Act has on the Second Injury Fund is that we are in “run-off” posture and will be terminated effective July 1, 2013. The following table is a brief outline of the events/actions and their effective dates as specified in the Act for the orderly termination of the Second Injury Fund.

Effective Date	Event/Action
July 1, 2007	New notice requirements.
July 1, 2007	The 175% factor used in the assessment calculation reduced to 135%.
July 1, 2008	No claims accepted with date of injury of July 1, 2008, or after.
December 31, 2010	Last day to submit notice of a new claim.
July 1, 2011	All data to either accept, compromise or deny a claim must be received by the Fund.
December 31, 2011	Last day for the Fund to accept a claim for reimbursement.
July 1, 2013	The Uninsured Employers’ Fund is transferred to the State Accident Fund.

July 1, 2013	The Second Injury Fund is terminated and all remaining obligations and residual activity are transferred to the Budget and Control Board for the orderly winding down of the affairs of the Fund.
--------------	---

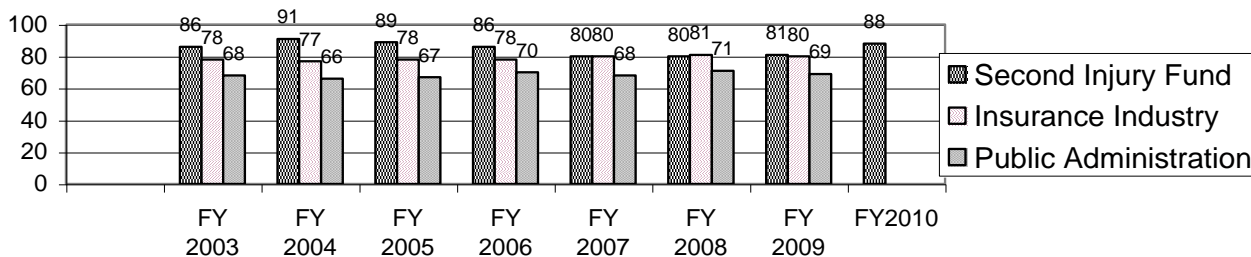
The Second Injury Fund conducts an annual customer survey to measure customer satisfaction. Customers evaluate our performance using a four point Liker Scale. Additional space is provided for written comments and to answer open-ended questions. We use this information to determine customer expectations and to gather recommendations on improving services. This information is compiled and trends are noted and distributed to all employees.

We use the percentage of positive responses to determine trends. The results for the past nine years are shown below:



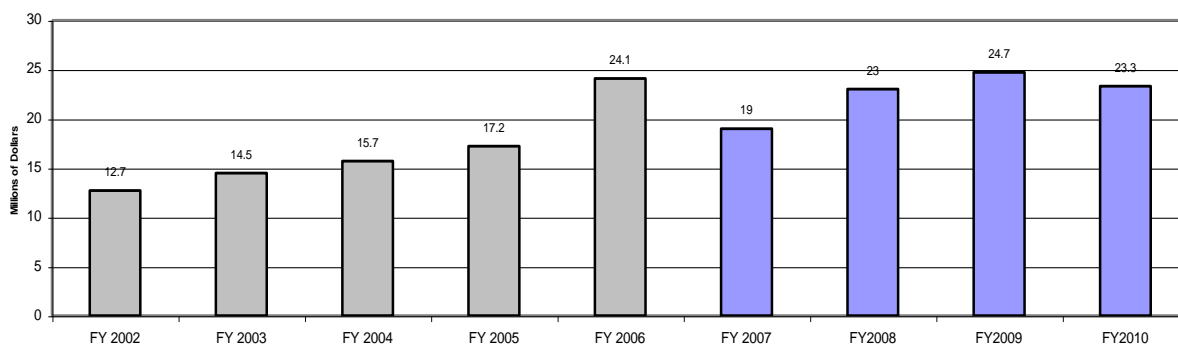
We compare our customers' satisfaction against the American Customer Satisfaction Index (ACSI) produced by the American Society for Quality. The index is nationally recognized and provides industry specific measures of customer satisfaction. The results of the customer survey are converted to a comparable scale of 0 –100 and then measured against the indexes of the insurance industry and public administration. The results shown below indicate that the Second Injury Fund is equal to or exceeds the ACSI for the comparable industries. ACSI data is not available for Public Administration and the Insurance Industry for FY 2010.

Customer Satisfaction Compared to ACSI



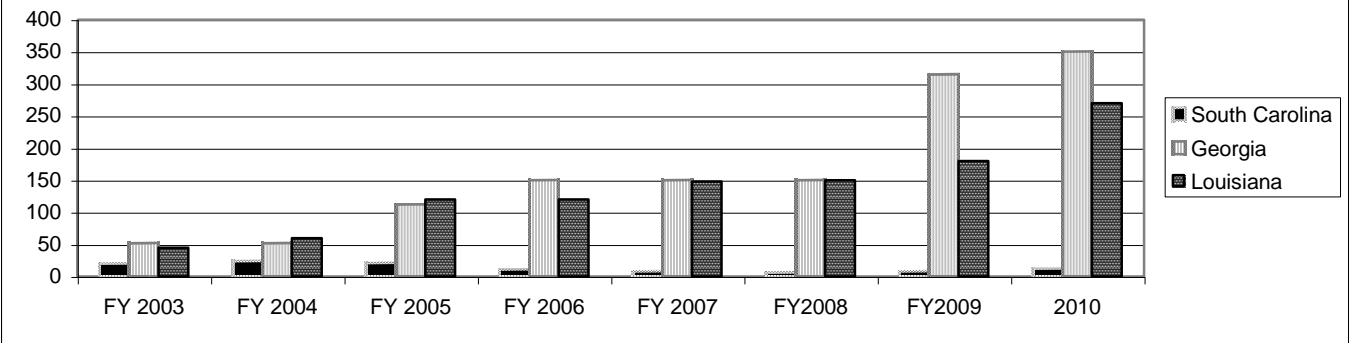
We measure the savings on the annual assessment caused by our internal review of reimbursements. By ensuring we only reimburse the amounts allowed by the Workers' Compensation Commission Medical Fee schedule and compensation ordered we continue to have a positive effect on the assessment process. Our internal review of reimbursements led to a \$23.3 million reduction in the annual assessment for FY 2010.

Savings Achieved on Annual Assessment by Administrative Review



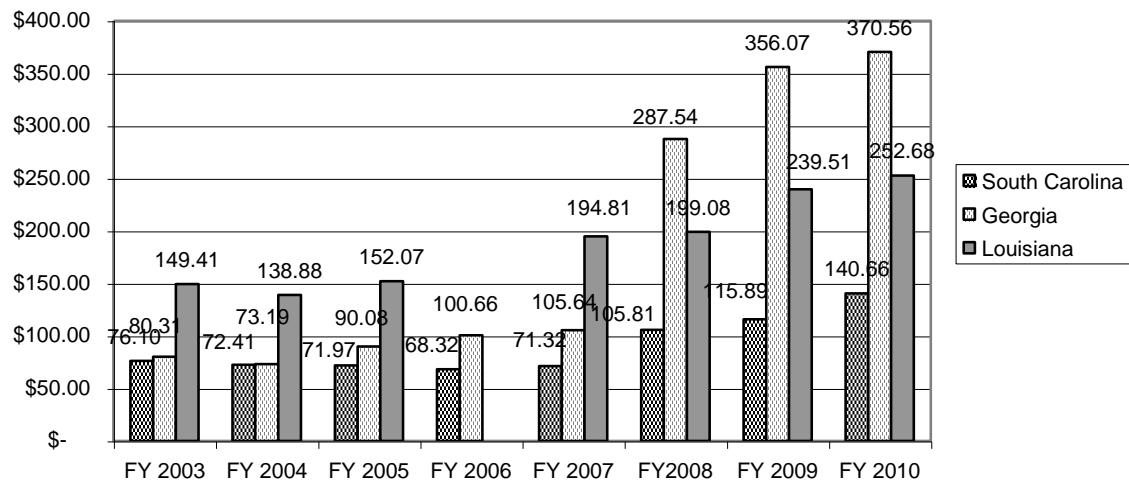
The Fund measures the number of days needed to process claim reimbursements. We compare our performance with “like” second injury funds in Georgia and Louisiana because their law is very similar to South Carolina Law. As shown below we have set the standard for the expeditious processing of claim payments.

Average Days to Pay Claims



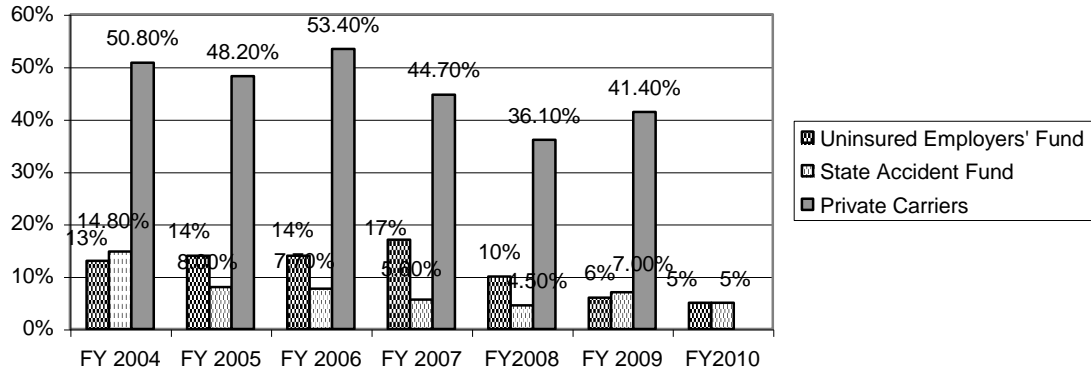
The below chart shows the Second Injury Fund’s average cost per claim compared to “like” funds from Georgia and Louisiana. Over the past seven years we have set the standard. Louisiana data is not available for 2006.

Second Injury Fund Administrative Average Cost per Claim



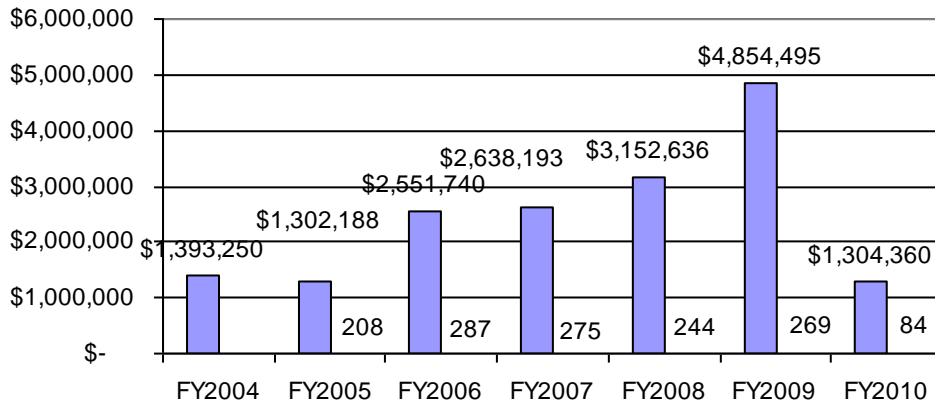
We compare the Uninsured Employers’ Fund with private carriers and the State Accident Fund. The chart reflects that we are meeting our expectations by keeping our cost ratio lower than that of the private industry. FY 2010 data for private carriers is not available.

Uninsured Employers' Fund Administrative Cost Ratio



We must actively investigate all Uninsured Employers' Fund claims to ensure no other coverage is available to pay benefits to the injured employee, saving the Fund from these payments. The chart below shows the amount of funds saved by the investigation process that found 84 claims with other coverage.

Savings from Other Coverage Found



SECOND INJURY FUND

Director

The administration and operation of the Fund is the responsibility of the director who is appointed by and serves at the pleasure of the Budget and Control Board.

Deputy Director

Under the supervision and management of the deputy director are the Fund's four functional divisions.

Claims

The Claims Division is responsible for the investigation, evaluation and development of action to reach a final decision for each claim. Conflicts of a non-judicial matter are resolved in the claims division.

Recoveries

The Recoveries Division is responsible for the recoupment of all benefits, costs and expenses paid by the Uninsured Employers' Fund. These recoupments are levied against the employer or whoever was legally responsible for payment of the claim.

Legal

The Legal Division represents the Fund in contested hearings before the Workers' Compensation Commission and in all appeals to higher courts.

Administrative

The Administrative Division is responsible for all internal programs such as assessments, finance, budgeting, human resources and staff development. They are also responsible for the administrative support to the Director, Deputy Director and the other three divisions.

KEY PERSONNEL

OFFICE OF THE DIRECTOR

William E. Gunn, Interim Director

DEPUTY DIRECTOR

Michael T. Harris, Deputy Director

CLAIMS DIVISION

Peter J. Calamas, Jr., Director of Claims

RECOVERIES DIVISION

Ann P. Corley, Director of Recoveries

LEGAL DIVISION

Latonya D. Edwards, General Counsel

ADMINISTRATIVE DIVISION

Deborah M. Manning, Administrative Manager

STATUTORY AUTHORITY FOR THE AGENCY

The statutory authority for the Agency is outlined in the South Carolina Workers' Compensation Law as follows: Sections 42-7-310; 42-7-320; 42-9-400 and 42-9-410. Uninsured Employers' Fund: Section 42 -7-200.

CRITERIA FOR REIMBURSEMENT

Before the Fund can reimburse an employer, a disabled worker must suffer a subsequent injury. This injury must combine with or aggravate the prior permanent physical impairment, thus causing liability substantially greater than that which would have occurred from the subsequent injury alone. This is the basic concept of Second Injury Fund legislation, and without this substantial increase in liability, the employer has not been placed at a disadvantage. Therefore, he would not be eligible for reimbursement.

The following outline lists the basic requirements for reimbursement:

1. The employee must have a prior permanent physical impairment of such seriousness as to constitute a hindrance or obstacle to obtaining employment or re-employment.
2.
 - (a) The employer must prove that he had knowledge of the permanent physical impairment at the time the employee was hired or retained when a claim is made for reimbursement; or
 - (b) The employer may qualify for reimbursement if he can prove that he did not have prior knowledge of the employees pre-existing physical impairment, because existence of such condition was concealed by the employee.
3. The employee must sustain a subsequent occupational injury:
 - (a) Which results in the employers' liability for disability and/or medical cost that is substantially greater than that which would have resulted from the new injury alone because of a combination with or aggravation of the prior impairment.
 - (b) Which most probably would not have occurred "but for" the presence of the prior impairment.
 - (c) Which results in death, and the death would not have occurred except for the pre-existing impairment.
4. Prior to reimbursement from the Fund, the insurer shall be required to certify that the medical and indemnity reserves have been reduced to the threshold limits of reimbursement.

FINANCIAL STATEMENT
FISCAL YEAR 2009 - 2010

Balance from previous year.....\$40,213,991.88

Receipts

Investments.....\$2,029,789.30
 Assessments\$114,229,279.58
 Miscellaneous.....\$417,106.08
 Appropriation Return\$36,456.04

Total \$116,712,631.00

Disbursements

Claims Paid by the Fund\$103,088,646.29
 Administrative Costs\$1,721,470.50

Total \$104,810,116.79

Balance in Fund @ 30 June 2010\$52,116,506.09
 (Including Fiscal Month 13)

CLAIMS ACTIVITY AGAINST SECOND INJURY FUND

Claims Carried from 2008 - 2009.....5,566
 New & Reopened Claims Filed
 Against the Fund in 2009 - 10.....1,864
 Claims Closed3,180
 Claims Open at End of Fiscal Year 2009 - 10.....4,250
 Total Number of SIF Claims Paid2,608
 Average Amount Paid Per Claim \$39,527.86

HEARINGS AND OTHER LEGAL PROCEEDINGS

Hearings Against the Fund..... 205
Depositions..... 18

ASSESSMENTS

Section 42-7-310 subsection (d) of the Workers' Compensation Laws of South Carolina states that:

The funding of the Second Injury Fund on a continuing basis shall be by equitable assessments upon each carrier (which, by definition herein, shall include all insurance carriers, self-insurers, and the State Accident Fund) in a manner as follows:

Equitable assessments upon each carrier which, as used in this section, includes all insurance carriers, self-insurers, and the State Accident Fund. Each carrier shall make payments to the fund in an amount equal to that proportion of one hundred thirty-five percent of the total disbursement made from the fund during the preceding fiscal year less the amount of net assets in the fund as of June thirtieth of the preceding fiscal year which the normalized premium of each carrier bore to the normalized premium of all carriers during the preceding calendar year. Each insurance carrier, self-insurer, and the State Accident Fund shall make payment based upon workers' compensation normalized premiums during the preceding calendar year. The charge to each insurance carrier is a charge based upon normalized premiums.

These assessments were sent to each carrier in September 2010 and payments subsequently received by the Second Injury Fund.

Table with 2 columns: Description and Amount. Rows include: 135% of the Disbursement is \$141,493,657.67; Less Remaining Net Assets @ June 30, 2010 \$52,116,506.09; Equals SIF Assessment for 2009 - 2010 \$89,377,151.58

This assessment (\$89,377,151.58) divided by the aggregate normalized premium for all carriers (\$1,022,487,470.00) equals the assessment rate (.087411488) applied to each carrier.

SOUTH CAROLINA WORKERS' COMPENSATION UNINSURED
EMPLOYERS' FUND

The State Workers' Compensation Insolvency Fund, S.C. Code Section 42-7-200, was established on February 24, 1982. On April 26, 1989, an amendment to this Act placed the administration of the Fund with the South Carolina Second Injury Fund. On June 12, 1990, it was changed to the South Carolina Workers' Compensation Uninsured Employers' Fund.

The mission of the Uninsured Employers' Fund is to ensure payment of workers' compensation benefits to injured employees whose employers have failed to acquire necessary coverage.

For a claim to come within the scope of the Uninsured Employers' Fund, there must first be a finding by the Workers' Compensation Commission that an employer is subject to and in violation of the Workers' Compensation Law as a result of their failure to provide the necessary insurance coverage. If that determination is made, the Fund may then consider the merits of an employee's claim and pay or defend the claim as it deems necessary. Once the Uninsured Employers' Fund has paid a claim, it is entitled by statute to recover the benefits, costs and expenses from the employer or whoever is legally responsible for payment.

UNINSURED EMPLOYERS' FUND FINANCIAL STATEMENT
FISCAL YEAR 2009 - 2010

Balance From Previous Year.....	\$119,930.18
Receipts	
Appropriations Transfers.....	\$7,600,000.00
Recoupment.....	\$541,505.87
Miscellaneous.....	\$35,194.91
Disbursements	
Claims Paid by the Fund	\$7,909,808.37
Balance in Fund @ 30 June 2010	\$386,822.59
(Including Fiscal Month 13)	

CLAIMS ACTIVITY AGAINST UNINSURED EMPLOYERS' FUND

Claims Carried Forward From 2008 - 2009	961
New & Reopened Claims Filed	
Against the Fund in 2009 - 10.....	271
Claims Closed (adjusted)	253
Claims Open at End of Fiscal Year 2009 - 10.....	979
Total Number of UE Claims Paid	510
Average Amount Paid Per Claim	\$15,509.43
Total Number of Disbursements	7,791

HEARINGS AND OTHER LEGAL PROCEEDINGS

Proceedings Attended.....	334
Depositions.....	

EXHIBIT I
DISBURSEMENTS TO INSURANCE CARRIERS
AND SELF-INSURED EMPLOYERS/FUNDS

A. INSURANCE CARRIERS

ACCIDENT FUND INS CO	\$2,041,005.08
ACCIDENT INSURANCE CO	\$499,993.50
ACE AMERICAN INS CO	\$2,369,328.35
ACE FIRE UNDRS INS	\$21,371.54
ACE P & C	\$254,298.86
AETNA CASUALTY & SURETY	\$27,378.30
AIU INSURANCE CO	\$157,295.64
ALEA NORTH AMERICAN INS	\$23,661.22
ALLSTATE INDEMNITY CO	\$19,288.15
AMERICAN & FOREIGN INS CO	\$5,564.54
AMERICAN ALTERNATIVE	\$20,918.81
AMERICAN AUTOMOBILE INS	\$38,408.42
AMERICAN CASUALTY CO	\$231,539.45
AMERICAN CAUALTY OF READING PA	\$107,678.03
AMERICAN ECONOMY INS CO	\$34,628.16
AMERICAN GUARANTEE & LIAB	\$275,919.07
AMERICAN HOME ASSURANCE CO	\$5,036,541.62
AMERICAN INSURANCE CO	\$95,848.26
AMERICAN INTERNATIONAL SOUTH	\$9,022.96
AMERICAN INTERSTATE INS CO	\$409,638.61
AMERICAN MFRS MUTUAL INS CO	\$98,695.36
AMERICAN MOTORIST INSURANCE CO	\$304,775.56
AMERICAN PROTECTION INS CO	\$271,088.95
AMERICAN STATES INS CO	\$19,012.08
AMERICAN ZURICH INS CO	\$370,162.82
AMERISURE MUTUAL INS CO	\$1,131,167.98
AMGUARD INS CO	\$113,642.93
ANSUR AMERICA INS CO	\$48,883.61
ARCH INSURANCE CO	\$1,012,598.81
ARGONAUT INSURANCE CO	\$58,599.40
ASSOCIATED INDEMNITY CORP	\$47,420.32
ATLANTIC MUTUAL INS	\$247,595.93
AUTO-OWNERS INSURANCE CO	\$448,345.20
BANKERS STANDARD INS CO	\$28,493.03
BERKLEY INS CAROLINA	\$355,631.69
BITUMINOUS CASUALTY CORP	\$230,441.72
BRIDGEFIELD CAS INS	\$733,646.71
BUILDERS MUTUAL INS CO	\$204,795.36
CAPITAL CITY INS CO	\$534,207.19
CAROLINA CASUALTY INS	\$175,057.54
CHARTER OAK FIRE INS CO	\$240,346.87
CHEROKEE INS CO	\$9,719.91
CHUBB INDEMNITY INS	\$16,625.89
CHURCH MUTUAL INS CO	\$9,793.80
CINCINNATI CASUALTY INS	\$20,278.84
CINCINNATI INSURANCE CO	\$13,992.41
CLARENDON NATIONAL INS CO	\$113,727.30

COMMERCE & INDUSTRY	\$1,672,556.71
COMMERCIAL UNION INS CO	\$86,514.24
COMPANION COMMERCIAL INS	\$489,992.99
COMPANION P & C INS CO	\$1,670,220.16
CONNECTICUT INDEMNITY COMPANY	\$35,204.89
CONTINENTAL CASUALTY CO	\$1,388,609.14
CONTINENTAL INSURANCE CO	\$303,465.58
COREGIS INS CO	\$21,547.56
CYPRESS INSURANCE CO	\$14,721.51
ELECTRIC INS CO	\$772,250.19
ELECTRIC MUTUAL LIABILITY	\$758.00
EMPLOYERS ASSURANCE CORP	\$282,795.06
EMPLOYERS INS OF WAUSAU	\$963,332.96
EMPLOYERS MUTUAL CAS	\$46,378.56
EMPLOYERS REINSURANCE CORP	\$27,395.92
EVEREST NATIONAL INSURANCE CO	\$183,834.06
EVEREST REINSURANCE CO	\$36,354.72
FAIRMONT INS CO	\$6,920.23
FARMINGTON CASUALTY CO	\$750.02
FEDERAL INSURANCE CO	\$98,705.43
FEDERATED MUTUAL INS CO	\$326,887.25
FEDERATED RURAL ELEC INS CORP	\$947.41
FID & GUARANTY INS UNDRS	\$17,787.44
FIDELITY & GUARANTY INS CO	\$771,320.65
FIRE & CASUALTY INS OF CT	\$1,202.99
FIREMANS FUND INS CO	\$91,794.63
FIREMENS INS OF DC	\$3,276.64
FIRST LIBERTY INS CORP	\$16,340.32
FIRSTCOMP INS CO	\$157,491.84
FLORISTS MUTUAL INS CO	\$3,899.97
FORESTRY MUT INS CO	\$106,026.94
GENERAL ACCIDENT INS	\$26,259.43
GENERAL INS CO OF AMERICA	\$1,462.36
GEORGIA CASUALTY & SURETY	\$102,050.55
GRANITE STATES INS CO	\$118,367.88
GREAT AMERICAN ALLIANCE	\$147,592.84
GREAT AMERICAN INS CO	\$299,916.83
GREAT WEST CASUALTY	\$12,396.79
HANOVER INSURANCE CO	\$38,823.76
HARBOR SPECIALTY INS	\$13,652.69
HARLEYSVILLE MUTUAL INS CO	\$293,374.41
HARLEYSVILLE PREFERRED INS	\$432.92
HARTFORD A & I	\$210,748.82
HARTFORD CASUALTY CO	\$269,463.39
HARTFORD FIRE INS	\$113,547.26
HARTFORD INS CO OF MIDWEST	\$429,137.76
HARTFORD UNDERWRITERS INS	\$338,214.34
HOUSTON GENERAL INS	\$44,776.99
ILLINOIS NATIONAL INS	\$101,111.45
INDEMNITY INS CO OF NA	\$319,406.61
INDIANA LUMBERMENS MUTUAL	\$39,326.56
INS CO OF NORTH AMERICA	\$170,369.94
INS CO OF THE STATE OF PA	\$1,479,014.65
KEY RISK INS CO	\$355,526.81

L M INSURANCE CORP	\$849,635.85
LIBERTY INSURANCE CORP	\$661,060.08
LIBERTY MUTUAL FIRE INS CO	\$991,033.55
LIBERTY MUTUAL INS CO	\$1,498,457.91
LMI INSURANCE CO	\$96,281.18
LUMBER MUTUAL INS CO	\$1,938.75
LUMBERMENS MUTUAL CASUALTY CO	\$869,381.61
MARYLAND CASUALTY INS CO	\$68,796.79
MASSACHUSETTS BAY INS	\$14,225.54
MFG ALLIANCE INS CO	\$497,551.04
MIDWEST EMPLOYERS CASUALTY CO	\$45,944.58
MONUMENTAL GEN CAS	\$153,404.51
NAT FARMERS UN P & C	\$520.22
NATIONAL FIRE INS CO OF HARTFORD	\$23,547.08
NATIONAL FIRE INSURANCE CO	\$188,087.20
NATIONAL GRANGE MUTUAL	\$62,209.39
NATIONAL SURETY CORPORATION	\$18,009.57
NATIONAL TRUST INS CO	\$2,320.05
NATIONAL UNION FIRE INS CO	\$534,870.63
NATIONWIDE AGRIBUSINESS INS CO	\$25,584.80
NATIONWIDE MUTUAL INS CO	\$12,732.14
NETHERLANDS INS CO	\$15,804.38
NEW HAMPSHIRE INS CO	\$1,274,421.34
NORGUARD INS CO	\$301,076.64
NORTH RIVER INSURANCE CO	\$247,859.38
NORTHERN INS CO OF NY	\$37,777.15
NORTHWESTERN NATIONAL INS	\$11,652.47
OHIO CASUALTY COMPANY	\$46,632.37
OLD REPUBLIC INSURANCE CO	\$921,035.38
ONEBEACON INS CO	\$4,546.66
PA MFGS INDEMNITY CO	\$3,986.94
PA MFRS ASSOC	\$964,060.98
PA MILLER MUTUAL INSURANCE	\$96,801.87
PA NATL MUTUAL CASUALTY	\$405,102.19
PACIFIC EMPLOYERS INS CO	\$981,526.47
PEERLESS INS CO	\$61,148.40
PHARMACISTS MUTUAL INS	\$84,907.96
PHOENIX INS CO	\$2,305,272.25
PRINCETON INS CO	\$34,130.67
PROVIDENCE P & C INS	\$185,546.26
PUBLIC SERVICE MUT	\$134,965.53
ROYAL INDEMNITY CO	\$278,139.54
ROYAL INS CO OF AMERICA	\$272,947.87
SAFECO INS CO OF AMERICA	\$23,865.14
SAFEGUARD INS CO	\$404.00
SAFETY FIRST INS CO	\$4,428.66
SELECTIVE INS CO OF SOUTHEAST	\$316,169.97
SELECTIVE INS OF SC	\$19,279.44
SELECTIVE WAY INS CO	\$16,152.08
SENTRY INS A MUTUAL CO	\$292,226.92
SENTRY SELECT INS CO	\$22,607.36
SOUTHERN FIRE & CASUALTY	\$185,443.24
SOUTHERN MUTUAL CHURCH INS	\$92,772.02
SOUTHERN PILOT INSURANCE CO	\$148,124.77

ST PAUL FIRE AND MARINE	\$912,172.34
ST PAUL MERCURY INS	\$180,655.48
STANDARD FIRE INSURANCE CO	\$33,547.36
STAR INSURANCE COMPANY	\$262,765.34
STATE FARM FIRE & CASUALTY	\$82,097.71
TECHNOLOGY INS CO	\$167,883.28
TIG INS CO	\$21,367.79
TIG PREMIER INS CO	\$1,096.00
TOKIO MARINE & FIRE INS CO	\$40,865.93
TOKIO MARINE NICHIDO	\$66,263.75
TRANSCONTINENTAL INS CO	\$41,625.53
TRANSPORT INSURANCE CO	\$22,192.80
TRANSPORTATION INS CO	\$42,276.13
TRAVELERS IND CO AM	\$287,995.29
TRAVELERS INDEMNITY CO	\$1,732,277.95
TRAVELERS INSURANCE CO	\$125,402.57
ALBANY INTERNATIONAL CORP	
TRAVELERS PROPERTY CASUALTY CO OF A	\$929,109.48
TWIN CITY FIRE INS CO	\$193,385.79
U S SPECIALTY INS CO	\$58,970.01
US FIRE INSURANCE CO	\$245,873.60
USF&G	\$448,818.18
VALIANT INSURANCE CO	\$6,289.50
VALLEY FORGE INS CO	\$128,365.67
VIGILANT INSURANCE CO	\$396.40
VIRGINIA SURETY CO	\$5,620.57
WAUSAU UNDERWRITERS INS	\$147,281.53
WESCO INSURANCE COMPANY	\$32,176.24
XL SPECIALTY INS CO	\$232,811.43
ZENITH INSURANCE CO	\$221,241.15
ZURICH AMER INS CO	\$3,764,473.55
ZURICH AMERICAN OF IL	\$22,470.06
ZURICH INSURANCE CO	\$67,782.80

B. SELF-INSUREDS/FUNDS

AAA COOPER TRANSPORTATION	\$16,678.26
AIKEN COUNTY	\$2,192.62
ALBANY INTERNATIONAL CORP	\$113,623.78
AMICK PROCESSING INC	\$27,036.37
ARKANSAS BEST CORP	\$3,314.53
ASPLUNDH TREE EXPERT CO	\$88,787.55
AUTO ZONE INC	\$907.84
AVERITT EXPRESS INC	\$2,761.37
AVONDALE MILLS INC	\$207,801.09
BELLSOUTH TELECOMMUNICATIONS	\$61,763.78
BENTELER SOUTH CAROLINA	\$6,378.17
BI-LO INC	\$227,051.52
BON SECOURS HEALTH SYSTEM	\$398,905.83
BP CORP NA	\$58,887.27
CAREALLIANCE HEALTH SERVICES	\$268,307.08
CAROLINA CANNERS INC	\$805.53
CAROLINA ROOFERS & SHEET	\$50,001.17
CHARLESTON CNTY SCH DIST	\$596,962.01

CITY OF CHARLESTON	\$292,749.29
CITY OF COLUMBIA	\$370,074.89
CITY OF GREENVILLE	\$1,287,550.44
CITY OF MYRTLE BEACH	\$29,707.76
CITY OF NORTH CHARLESTON	\$56,214.22
COMPTRUST AGC	\$1,598,031.78
COOPER US	\$27,628.68
COUNTY OF GREENVILLE	\$24,006.95
CRACKER BARREL OLD COUNTRY STORE	\$58,940.14
DELHAIZE AMERICAN	\$548,838.57
DOLLAR GENERAL CORP	\$96,600.08
DUKE ENERGY CORPORATION	\$162,312.77
EATON CORPORATION	\$41,407.49
EI DUPONT DENEMOURS & CO	\$443,516.63
ELECTRIC COOP OF SC	\$33,682.51
EMERSON ELECTRIC CO	\$37,069.72
ESAB WELDING PRODUCTS INC	\$69,147.90
ESTES EXPRESS LINES	\$391,795.03
FEDERAL EXPRESS CORP	\$150,272.61
FEDEX GROUND PKG SYS	\$3,088.02
FLOWERS BAKING CO	\$13,430.50
FLOYD S PIKE ELEC CONTR	\$10,419.39
FRIGIDAIRE HOME PRODUCTS	\$236.97
FRITO LAY INC	\$10,264.50
FUJI PHOTO FILM	\$128,164.31
GEORGIA-PACIFIC CORPORATION	\$14,253.23
GREENBAX ENTERPRISES	\$834.23
GREENVILLE CTY SCHOOLS	\$353,732.99
HEALTHSOUTH REHAB CORP	\$29,259.57
INGLES MARKET	\$136,744.89
INTERCONTINENTAL HOTEL	\$3,105.10
INTERNATIONAL PAPER	\$261,287.57
J C PENNEY CO INC	\$4,011.18
KIMBERLY-CLARK CORP	\$6,212.40
KOHLER COMPANY	\$649,131.41
KROGER COMPANY	\$360,575.38
LEXINGTON COUNTY HEALTH SERVICE	\$2,677.63
LIBERTY NATL LIFE INS	\$52,572.47
LOWES	\$123,624.33
MACK MOLDING COMPANY	\$12,826.31
MARRIOTT INTERNATIONAL INC	\$1,401.56
MB KAHN CONSTRUCTION CO	\$66,672.65
MEAD WESTVACO CORP	\$654,678.65
MOHAWK INDUSTRIES INC	\$33,269.66
MORTON INTERNATIONAL	\$3,769.74
NATIONSBANK CORP	\$53,298.17
NATL WELDERS SUPPLY	\$55,939.93
OVERNITE TRANSPORTATION CO	\$27,312.16
OWENS CORNING FIBERGLAS	\$977,459.55
PALMETTO HEALTH	\$36,373.55
PALMETTO HOSPITAL TRUST	\$3,782,929.07
PALMETTO TIMBER FUND	\$747,756.51
PIGGLY WIGGLY CAROLINA	\$34,128.69
PROGRESS ENERGY	\$63,737.77

REEVES BROTHERS INC	\$36,439.36
ROADWAY EXPRESS	\$7,678.76
RR DONNELLEY & SONS	\$7,296.76
RYDER SYSTEMS INC	\$4,137.41
RYOBI MOTOR PRODUCTS CORP	\$18,179.43
SAIA MOTOR FREIGHT LINE	\$46,737.25
SC AUTOMOBILE DEALERS ASSOC	\$181,010.76
SC HOME BUILDERS	\$608,674.58
SC MCDONALDS OPERATORS SIF	\$17,922.85
SC MERCHANTS ASSOC	\$1,547.95
SC MUNICIPAL INS TRUST	\$1,251,263.08
SC P&C INS GUARANTY ASSOC	\$45,239.61
SC PETROLEUM MARKETERS	\$344,340.09
SC PUBLIC SERVICE AUTH	\$140,134.26
SC SCHOOL BOARD INS TRUST	\$2,924,993.94
SCANA CORP	\$98,485.85
SCCWCT	\$2,872,350.34
SCH DIST OF GREENVILLE CTY	\$19,361.85
SCHAFFER COMPANY INC	\$12,675.04
SHONEYS INC	\$21,210.56
SISTERS OF CHARITY	\$24,090.89
SMURFIT STONE CONTAINER	\$258,758.84
SONOCO PRODUCTS CO	\$5,804.19
SOUTHEASTER FREIGHT LINES	\$229,681.12
SPARTANBURG STEEL PRODUCTS	\$186,675.01
SPRINGS INDUSTRIES INC	\$43,375.01
STATE ACCIDENT FUND	\$16,290,711.27
SWIFT TRANSPORTATION CO	\$4,522.95
TIETEX CORPORATION	\$123,671.41
TRANSPORTATION EMPLOYERS	\$5,366.17
UPS GROUND FREIGHT	\$12,918.80
VARIETY WHOLESALERS INC	\$1,062.72
VULCAN MATERIALS COMPANY	\$40,189.30
WAFFLE HOUSE	\$142,648.23
WELLMAN INC	\$327,292.33
WESTINGHOUSE ELECTRIC	\$137,454.65
WHITE CONSOLIDATED IND	\$26,631.13
WINN DIXIE STORES	\$10,169.84

EXHIBIT II
ASSESSMENTS LEVIED ON INSURANCE CARRIERS
AND SELF-INSURED EMPLOYER/FUNDS

A. INSURANCE CARRIERS

ACADIA INS CO	\$327.00
ACCIDENT FUND GEN INS	\$135,421.00
ACCIDENT FUND INS CO	\$1,961,335.00
ACCIDENT FUND NATL	\$37,724.00
ACCIDENT INS CO INC	\$420,443.00
ACE INA GROUP	\$6,274,307.00
ACIG INSURANCE CO	\$4,154.00
ADVANTAGE WORKRS COM	\$215,382.00
ALEA N AMER INS CO	\$74,050.00
ALLIANZ GLOBAL RISKS	\$17.00
ALLIED EASTERN IND	\$126.00
ALLSTATE INS CO	\$1,253.00
AMER ALTERNATIVE INS	\$3,798.00
AMER ECONOMY INS CO	\$20,961.00
AMER FIRE & CASUALTY	\$30,299.00
AMER HARDWARE MUT	\$221.00
AMER INS CO	\$118,131.00
AMER INTERSTATE INS	\$912,665.00
AMER STATES INS CO	\$16,867.00
AMERICAN INTL GRP	\$10,009,863.00
AMERISURE COMPANIES	\$676,536.00
AMGUARD INS CO	\$106,583.00
ANSUR AMERICA INS CO	\$26,401.00
ARCH INSURANCE CO	\$967,885.00
ARGONAUT GREAT CNTRL	\$53,204.00
ARGONAUT INS CO	\$22,749.00
ARGONAUT-MIDWEST INS	\$8,080.00
ARROWOOD INDEMNITY	\$171,239.00
ASSOC CASUALTY INS	\$25,685.00
ASSOCIATED INDEMNITY	\$45,779.00
ASSOCIATION INS CO	\$68,797.00
ATLANTIC MUTUAL INS	\$10,166.00
ATLANTIC SPECIALTY	\$12,184.00
AUTO-OWNERS INS GRP	\$1,203,548.00
BANCINSURE INC	\$5,119.00
BENCHMARK INS CO	\$18,456.00
BERKLEY INS CO OF CAROLINAS	\$6,630.00
BITUMINOUS CAS CORP	\$164,559.00
BITUMINOUS FIRE & MAR	\$27,824.00
BRIDGEFIELD CAS INS	\$1,880,963.00
BROTHERHOOD MUT INS	\$24,792.00
BUILDERS MUT INS CO	\$369,686.00
CAGC INS CO	\$27,829.00
CANAL INS CO	\$131,474.00
CAPITAL CITY INS CO	\$482,649.00
CAROLINA CAS INS CO	\$116,978.00
CENTENNIAL INS	\$3,092.00
CENTRAL INS COS	\$103,246.00

CENTRE INS CO	\$7,476.00
CHEROKEE INS CO	\$35,083.00
CHRYSLER INS CO	\$300.00
CHUBB INDEM INS CO	\$50,206.00
CHURCH MUT INS CO	\$48,721.00
CINCINNATI INS COS	\$241,055.00
CLARENDON NAT INS CO	\$45,676.00
CNA INS COMPANIES	\$1,420,463.00
COLONY SPECIALTY INS	\$5,940.00
COMPANION P & C GRP	\$968,309.00
CONTINENTAL INDEM CO	\$25,028.00
CONTINENTAL WSTRN IN	\$18,958.00
CORNHUSKER CAS CO	\$7,498.00
CRUM & FORSTER INDEM	\$4,902.00
CUMIS INS SOCIETY	\$3,857.00
CYPRESS INS CO (CA)	\$13,902.00
DALLAS NAT INS CO	\$4,985.00
EASTERN ADV ASSR CO	\$546.00
EASTERN ALLIANCE INS	\$14,481.00
EASTGUARD INS CO	\$49,394.00
ELECTRIC INS CO	\$387,018.00
EMPLOYERS ASSUR CO	\$377,864.00
EMPLOYERS' FIRE INS	\$6,772.00
EMPLOYERS MUT CAS CO	\$91,892.00
EMPLOYERS PREFERRED	\$15,567.00
EMPLRS INS CO WAUSAU	\$438,633.00
EVEREST NAT INS CO	\$332,070.00
EVEREST REINS CO	\$61,343.00
FAIRFIELD INS CO	\$151.00
FAIRMONT SPECIALTY	\$6,077.00
FARMLAND MUT INS CO	\$17,913.00
FCCI INS CO	\$373,581.00
FEDERAL INS CO	\$389,789.00
FEDERATED MUT GRP	\$268,304.00
FEDERATED RURAL ELEC	\$172,622.00
FFVA MUT INS CO.	\$22,256.00
FIREMANS FUND INS	\$100,573.00
FIREMENS INS OF DC	\$134,764.00
FIRST LIBERTY INS CP	\$76,909.00
FIRST NAT INS AMER	\$24.00
FIRSTCOMP INS CO	\$438,963.00
FLORIDA HOSPITALITY	\$1,407.00
FLORISTS' MUT INS CO	\$19,532.00
FORESTRY MUT INS CO	\$242,826.00
FRANKENMUTH MUT INS	\$22,408.00
GATEWAY INS CO	\$623.00
GENERAL CASUALTY WIS	\$539.00
GENERAL INS AMERICA	\$5,155.00
GEORGIA CAS & SURETY	\$13,408.00
GREAT AMER ALLIANCE	\$88,858.00
GREAT AMER ASSUR CO	\$13,784.00
GREAT AMER INS CO	\$43,760.00
GREAT AMER INS CO NY	\$381,819.00
GREAT DIVIDE INS CO	\$9,412.00

GREAT NORTHERN INS	\$249.00
GREAT WEST CASUALTY	\$62,554.00
GUARANTEE INS CO	\$135,897.00
GUIDEONE INS	\$51,454.00
HARBOR SPECIALTY INS	\$16,808.00
HARLEYSVILLE INS CO	\$17.00
HARLEYSVILLE MUT INS	\$71,221.00
HARLEYSVILLE PREF	\$18,365.00
HARTFORD ACC & INDEM	\$25,424.00
HARTFORD CASUALTY	\$317,509.00
HARTFORD FIRE INS CO	\$510,872.00
HARTFORD INS OF MW	\$2,515,503.00
HARTFORD UNDRS INS	\$797,061.00
HOUSTON GEN INS CO	\$6,659.00
INDIANA LUMBERMN MUT	\$2,603.00
INS CO OF WEST	\$1,642.00
KEMPER INS COS	\$192,073.00
KEY RISK INS CO	\$1,513,287.00
LIBERTY INS CORP	\$3,158,579.00
LIBERTY MUT FIRE INS	\$1,247,950.00
LIBERTY MUT INS CO	\$340,360.00
LM INS CORP	\$668,632.00
LUMBERMENS UNDRG AL	\$93,657.00
MAG MUT INS CO	\$10,406.00
MEMIC INDEM CO	\$10,991.00
MFRS ALLIANCE INS CO	\$46,594.00
MID-CENTURY INS CO	\$2,560.00
MIDWEST EMPLRS CAS	\$114,263.00
MILBANK INS CO	\$5,829.00
MITSUI SUMITOMO INS CO AM	\$8,686.00
MITSUI SUMITOMO USA	\$42,107.00
MONROE GUARANTY INS	\$46,054.00
MONTGOMERY MUT INS	\$144,985.00
NAT AMER INS CO (OK)	\$3,778.00
NAT INTERSTATE INS	\$23,579.00
NAT SURETY CORP	\$10,978.00
NAT TRUST INS CO	\$282,731.00
NATIONWIDE AGRIBUS	\$26,338.00
NATIONWIDE MUT FIRE	\$1.00
NATIONWIDE MUT INS	\$138,644.00
NETHERLANDS INS CO	\$122,292.00
NGM INSURANCE CO	\$173,572.00
NORGUARD INS CO	\$184,738.00
NORTH AMER SPECIALTY	\$152,186.00
NORTH RIVER INS CO	\$80,328.00
NORTHWESTERN NATL INS	\$1,948.00
OHIO CASUALTY INS CO	\$25,883.00
OHIO SECURITY INS CO	\$20,440.00
OLD REPUBLIC GENERAL	\$66,805.00
OLD REPUBLIC INS	\$1,413,629.00
ONEBEACON AMER INS	\$10,859.00
ONEBEACON INS CO	\$9,361.00
PACIFIC INDEM CO	\$50,352.00
PARK AVENUE P & C INS	\$206,456.00

PEERLESS INS CO	\$278,407.00
PENN LUMBERMENS MUT	\$155.00
PENN MFRS ASSN INS	\$148,155.00
PENN MFRS INDEMNITY	\$15,473.00
PENN MILLERS INS CO	\$36,329.00
PENN NATIONAL INS	\$82,810.00
PHARMACISTS MUT INS	\$61,490.00
PRAETORIAN INS CO	\$16,596.00
PREFERRED PROF INS	\$22,407.00
PREMIER GROUP INS CO	\$106,084.00
PRINCETON INS CO	\$15,429.00
PROTECTIVE INS CO	\$40,839.00
PUBLIC SERV MUT INS	\$1,826.00
REDLAND INS CO	\$190.00
REGENT INS CO	\$347.00
SAFECO INS CO AMER	\$42,395.00
SAFETY FIRST INS CO	\$10,917.00
SAFETY NAT CAS CORP	\$124,308.00
SEABRIGHT INS CO	\$26,920.00
SELECTIVE INS OF SC	\$111,000.00
SELECTIVE INS OF SE	\$177,644.00
SELECTIVE WAY INS CO	\$42,698.00
SENTINEL INS CO LTD	\$45,731.00
SENTRY INS GROUP	\$406,588.00
SOMPO JAPAN INS AMER	\$24,034.00
SOUTHERN FIRE & CAS	\$40,582.00
SOUTHERN INS CO	\$68,639.00
SOUTHERN MUT CHURCH	\$50,267.00
SOUTHERN PILOT INS	\$34,723.00
SOUTHERN STATES EXCH	\$22,805.00
SPARTA INSURANCE CO	\$3,328.00
STAR INS CO (MI)	\$77,282.00
STARNET INS CO	\$11,705.00
STATE AUTO MUT INS	\$34,879.00
STATE AUTO PROP & CAS	\$138,525.00
STATE FARM FIRE & CAS	\$120,081.00
STATE NAT INS CO	\$32,858.00
STONEBRIDGE CAS INS	\$39,947.00
T H E INS CO	\$12,114.00
TECHNOLOGY INS CO	\$526,641.00
THE HANOVER INS GRP	\$66,557.00
TIG INS CO	\$22,064.00
TOKIO MAR NICHIDOUSB	\$71,299.00
TOWER GROUP COS	\$176,443.00
TRANSGUARD INS OF AM	\$34.00
TRANSPORT INS CO	\$217.00
TRAVELERS GROUP	\$4,079,647.00
TWIN CITY FIRE INS	\$1,216,447.00
U S SPECIALTY INS CO	\$57.00
ULLICO CASUALTY CO	\$2,398.00
UNION INS CO	\$95,655.00
UNITED STATES FIRE	\$214,526.00
UNITED WISCONSIN INS	\$37,329.00
UTICA MUT INS CO	\$82,940.00

VANLINER INS CO	\$73,223.00
VIGILANT INS CO	\$3,629.00
VININGS INSURANCE CO	\$1,575.00
VIRGINIA SURETY CO	\$36,904.00
WAUSAU BUSINESS INS	\$242,003.00
WAUSAU UNDRS INS CO	\$512,235.00
WESCO INS CO	\$39,512.00
WEST AMER INS CO	\$42,324.00
WESTFIELD INS CO	\$16,907.00
WESTPORT INS CORP	\$317,054.00
WILLIAMSBURG NAT INS	\$34,666.00
XL AMERICA GROUP	\$305,647.00
ZENITH INS CO	\$204,029.00
ZURICH FIN SERV NA	\$5,643,761.00

b. SELF-INSURED/FUNDS

3V, INC.	\$4,645.00
A. O. SMITH CORPORATION	\$15,704.00
AAA COOPER TRANSPORTATION	\$8,353.00
AIKEN COUNTY	\$52,680.00
AIRGAS NATIONAL WELDERS	\$6,493.00
ALBANY INTERNATIONAL CORPORATION	\$40,182.00
AMICK FARMS	\$39,107.00
ARKANSAS BEST CORPORATION	\$18,832.00
ARVINMERITOR, INC.	\$41,137.00
ASPLUNDH TREE EXPERT COMPANY	\$27,871.00
AT&T CORPORATION	\$1,508.00
AUTOZONE, INC.	\$1,012.00
AVERITT EXPRESS, INC.	\$12,959.00
AVONDALE MILLS	\$20,966.00
BALDOR ELECTRIC COMPANY	\$21,290.00
BEAUFORT COUNTY SCHOOLS	\$16,745.00
BELLSOUTH TELECOMMUNICATIONS, INC.	\$157,380.00
BENTLELER SC INC	\$31,160.00
BI-LO, INC.	\$12,828.00
BLACK & DECKER CORPORATION	\$14,991.00
BON SECOURS HEALTH SYSTEM, INC.	\$86,812.00
CAROLINA CANNERS, INC.	\$31,203.00
CAROLINAS HEALTHCARE SYSTEM	\$2,941.00
CAROLINAS ROOFING & SHEET METAL CONTRACTORS SIF	\$91,356.00
CHARLESTON COUNTY SCHOOL DISTRICT	\$119,308.00
CITY OF CHARLESTON	\$275,225.00
CITY OF COLUMBIA	\$329,303.00
CITY OF GREENVILLE	\$90,304.00
CITY OF MYRTLE BEACH	\$134,793.00
CITY OF NORTH CHARLESTON	\$63,910.00
COMMISSIONERS OF PUBLIC WORKS	\$15,171.00
COMPTRUSTAGC OF SC	\$587,314.00
COOPER US, INC.	\$52,882.00
COSTCO WHOLESALE CORPORATION	\$19,698.00
COUNTY OF GREENVILLE	\$98,193.00

CRACKER BARREL OLD COUNTRY STORE, INC.	\$48,587.00
CUMMINS ENGINE COMPANY, INC.	\$79,245.00
DAIMLER TRUCKS NA LLC	\$29,101.00
DANA CORPORATION	\$16,274.00
DELHAIZE AMERICAN, INC.	\$311,762.00
DIXIE-NARCO	\$21,708.00
DOLLAR GENERAL CORPORATION	\$236,114.00
DOWBRANDS, INC.	\$9,990.00
DUKE ENERGY CORPORATION	\$240,166.00
E I DUPONT DE NEMOURS AND COMPANY	\$67,754.00
EASTMAN CHEMICAL COMPANY	\$2,195.00
EATON CORPORATION	\$4,673.00
EMERSON ELECTRIC COMPANY	\$1,898.00
ESAB WELDING & CUTTING PRODUCTS	\$28,119.00
ESTES EXPRESS LINES	\$53,066.00
FEDERAL EXPRESS CORPORATION	\$140,495.00
FEDEX FREIGHT INC	\$35,385.00
FEDEX GROUND PACKAGE SYSTEM, INC.	\$5,185.00
FIRST HEALTH OF THE CAROLINAS	\$1,095.00
FLOWERS FOODS	\$9,353.00
FLYING J INC.	\$12,982.00
FRITO-LAY, INC.	\$112,776.00
FUJI PHOTO FILM, INC.	\$71,329.00
GEORGIA-PACIFIC CORPORATION	\$20,307.00
GREATER GREENVILLE SANITATION	\$19,758.00
GREDE FOUNDARIES, INC.	\$1,025.00
GREENWOOD MILLS	\$23,734.00
GUARDIAN INDUSTRIES CORPORATION	\$25,272.00
HAMRICKS, INC.	\$32,030.00
HCA, INC.	\$4,114.00
HEALTHSOUTH REHABILITATION CORPORATION	\$81,461.00
HOLCIM (US) INC.	\$6,446.00
HYATT CORPORATION	\$2,778.00
INGLES MARKET, INC.	\$139,802.00
INTERCONTINENTAL HOTELS GROUP	\$2,710.00
INTERNATIONAL PAPER	\$203,236.00
J.C. PENNEY CORPORATION, INC.	\$1,455.00
JOHN WEILAND HOMES AND NEIGHBORHOODS	\$25,115.00
JOHNS MANVILLE	\$15.00
KIMBERLY CLARK CORPORATION	\$44,720.00
K-MART CORP/SEARS HOLDINGS CORP	\$42,984.00
KOHLER COMPANY	\$149,667.00
KROGER COMPANY	\$83,474.00
LA-Z-BOY, INC.	\$7.00
LEXINGTON COUNTY HEALTH SERVICES	\$62,520.00
LIBERTY NATIONAL LIFE INSURANCE COMPANY	\$8,726.00
LIMITED BRANDS, INC.	\$459.00
LOWES COMPANIES, INC.	\$417,676.00
M. B. KAHN CONSTRUCTION COMPANY, INC.	\$27,597.00
MACK MOLDING COMPANY, INC.	\$4,470.00
MACY'S INC	\$10,761.00
MARRIOTT INTERNATIONAL, INC.	\$53,543.00
MCLEOD HEALTH	\$93,001.00
MEADWESTVACO CORPORATION	\$203,345.00

MOHAWK INDUSTRIES, INC.	\$44,613.00
MORTON INTERNATIONAL, INC.	\$470.00
MOUNT VERNON MILLS, INC.	\$5,563.00
NASH JOHNSON & SONS FARMS, INC.	\$85,776.00
OLD DOMINION FREIGHT LINES, INC.	\$25,183.00
OWENS CORNING FIBERGLAS CORPORATION	\$126,015.00
PALMETTO HEALTH	\$261,283.00
PALMETTO HOSPITAL TRUST	\$1,278,363.00
PALMETTO TIMBER FUND	\$526,950.00
PANTRY, INC	\$2,414.00
PARKER HANNIFIN CORPORATION	\$8,550.00
PERDUE FARMS, INC.	\$59,481.00
PIEDMONT NATURAL GAS CO. , INC.	\$467.00
PIGGLY WIGGLY CAROLINA CO/GREENBAX	\$147,827.00
PIKE ELECTRIC, INC.	\$3,508.00
PILOT CORPORATION	\$15,906.00
PROCTER & GAMBLE COMPANY	\$21,750.00
PROGRESS ENERGY	\$34,387.00
R. R. DONNELLY & SONS COMPANY	\$26,303.00
RICHLAND SCHOOL DISTRICT #2	\$43,228.00
ROLLINS, INC.	\$48,855.00
ROPER ST FRANCIS HEALTHCARE	\$131,756.00
ROSEBURG FOREST PRODUCTS	\$11,349.00
RYDER SYSTEM, INC. *RECALCULATED*	\$254,173.00
RYOBI MOTOR PRODUCTS CORPORATION	\$1,546.00
S. C. ASSOCIATION OF COUNTIES SIF	\$2,115,952.00
S. C. AUTOMOBILE DEALERS ASSOC. SIF	\$395,092.00
S. C. HOME BUILDERS SIF	\$604,566.00
S. C. MCDONALDS OPERATORS SIF	\$81,889.00
S. C. MUNICIPAL SELF-INSURANCE TRUST FUND	\$841,759.00
S. C. PETROLEUM MARKETERS ASSOCIATION SIF	\$85,167.00
S. C. SCHOOL BOARDS SELF-INSURANCE TRUST FUND	\$2,417,738.00
SAIA MOTOR FREIGHT LINE, INC.	\$49,422.00
SANTEE COOPER	\$81,684.00
SCANA CORPORATION	\$212,708.00
SCHAFFER COMPANY, INC.	\$17,884.00
SCHOOL DISTRICT OF GREENVILLE COUNTY	\$304,414.00
SHAW GROUP INC	\$18,635.00
SHAW INDUSTRIES GROUP	\$51,614.00
SHERWIN-WILLIAMS COMPANY	\$6,897.00
SHONEYS, INC.	\$2,634.00
SISTERS OF CHARITY PROVIDENCE HOSPITAL	\$121,168.00
SKF USA, INC.	\$1,852.00
SMURFIT-STONE CONTAINER CORP.	\$63,923.00
SONOCO PRODUCTS COMPANY	\$65,013.00
SOUTHEASTERN FREIGHT LINES, INC.	\$48,835.00
SPARTANBURG STEEL PRODUCTS, INC.	\$59,606.00
SPRINGS INDUSTRIES, INC.	\$91,317.00
STANLEY BLACK & DECKER	\$37,220.00
STATE ACCIDENT FUND	\$5,426,922.00
SWIFT TRANSPORTATION CO. , INC.	\$167,477.00
TARGET CORPORATION	\$119,550.00
TERMINIX SERVICE, INC.	\$82,921.00
TEXTRON, INC.	\$589.00

TIETEX INTERNATIONAL, LTD.	\$22,169.00
TRANSPORTATION EMPLOYERS SELF-INSURERS TRUST	\$7,038.00
TRELLEBORG COATED SYSTEMS US INC	\$3,881.00
TYSON FRESH MEATS, INC.	\$10,139.00
UNITED RENTALS, INC.	\$4,073.00
UPS GROUND FREIGHT	\$84,049.00
VARIETY WHOLESALERS, INC.	\$16,665.00
VULCAN MATERIALS COMPANY	\$36,989.00
W. R. GRACE & COMPANY	\$2,304.00
WAFFLE HOUSE, INC.	\$62,164.00
WAGGONERS TRUCKING	\$56,001.00
WCI OUTDOOR PRODUCTS	\$742.00
WELLMAN, INC.	\$52,544.00
WESTINGHOUSE ELECTRIC/CBS CORPORATION	\$20,560.00
WEYERHAEUSER COMPANY	\$18,022.00
WHITE CONSOLIDATED IND. , INC.	\$5,965.00
WINN DIXIE STORES, INC.	\$1,800.00
YRC INC	\$55,306.00