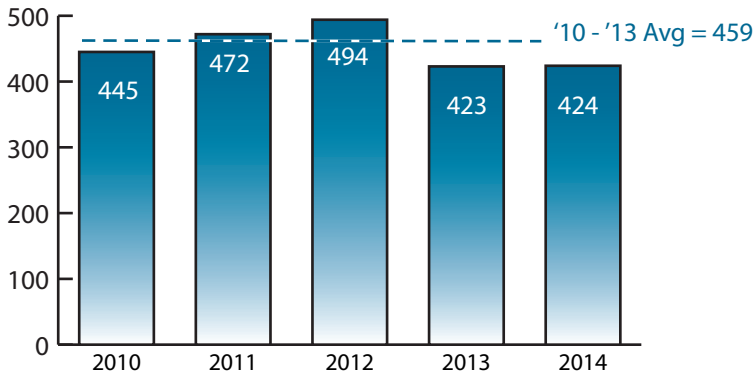


SOUTH CAROLINA TRAFFIC FATALITY REPORT FOR 2014

Statistics through July 2014

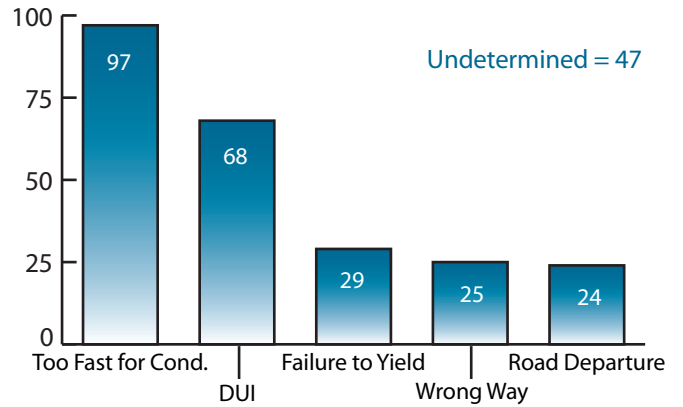
(All data is preliminary)

2010 - 2014 Fatality Comparison through July



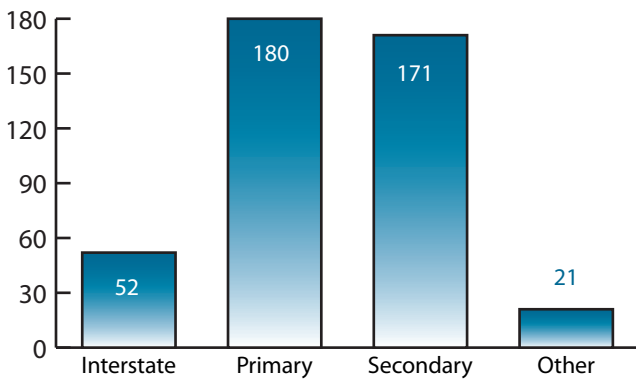
Traffic fatalities through July 2014 are nearly identical to last year but 8% below the previous four-year average.

Top Probable Causes



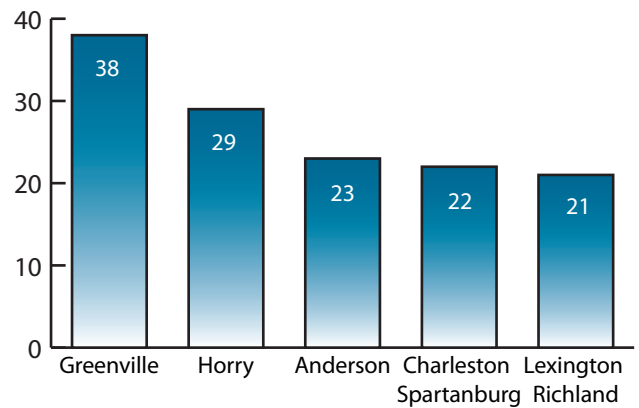
The leading cause of traffic fatalities are a result of driving too fast, followed by DUI.

Fatalities by Route Category



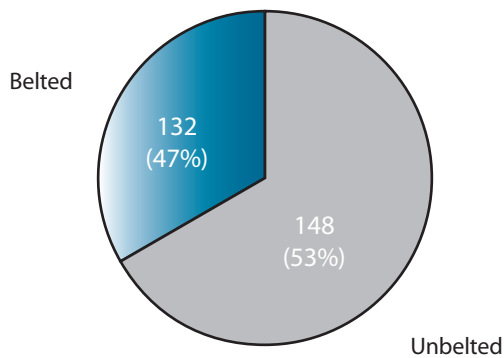
More than 40% of all traffic fatalities in 2014 have occurred on Secondary roads. This compares to just over 12% for Interstates.

Top Fatality Counties



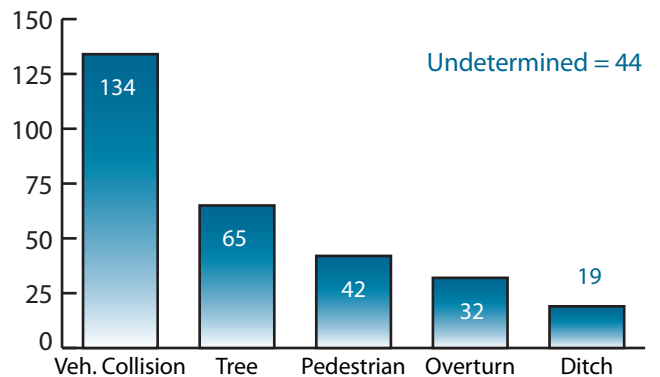
Allendale has not reported a fatality so far in 2014.

Fatalities by Restraint Usage



This graphic does not include 144 people (pedestrians, motorcyclists and others) who were killed and did not have access to restraints.

Top Crash Events



Nearly half of the traffic fatalities involved collisions with fixed objects, pedestrians, or bicyclists.