



April 2014

These publications were produced by South Carolina state agencies and state-supported academic institutions. All titles unless otherwise noted are available online through the [State Documents Depository](#).

Culture & History



South Carolina Department of Archives and History, State Historic Preservation Office

[Survey manual : South Carolina statewide survey of historic properties](#)

OCLC #: 879287770

A historic resources survey is the process of systematically identifying historic properties within the boundaries of a specific geographical area, documenting their location and physical characteristics, and evaluating their importance within an appropriate historical context. This manual sets forth current policies, procedures, and professional standards for historic resources surveys in South

Carolina. Guidelines for conducting surveys and instructions for completing the South Carolina historic resources survey forms are presented herein.



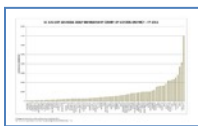
South Carolina State Library

[More : the newsletter for South Carolina libraries - April 2014](#)

OCLC #: 57587685

This April 2014 newsletter from the South Carolina State Library, volume 45, issue 4, features news and updates for South Carolina libraries.

Education

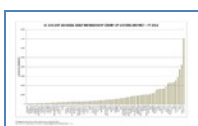


South Carolina Budget and Control Board, Office of Research and Statistics

[SC 135-day average daily membership count by school district - FY 2011](#)

OCLC #: 879596802

These statistics, broken down by school district, show the average daily attendance of students in South Carolina for fiscal year 2011.




South Carolina Budget and Control Board, Office of Research and Statistics

[SC 135-day average daily membership count by school district - FY 2012](#)

OCLC #: 879596802

These statistics, broken down by school district, show the average daily attendance of students in South Carolina for fiscal year 2012.




South Carolina Budget and Control Board, Office of Research and Statistics

[SC federal revenues by school district - FY 2011](#)

OCLC #: 879599305

These statistics, broken down by school district, show federal, state and local government revenues for fiscal year 2011.




South Carolina Budget and Control Board, Office of Research and Statistics

[SC federal revenues by school district - FY 2012](#)

OCLC #: 879599305

These statistics, broken down by school district, show federal, state and local government revenues for fiscal year 2012.




South Carolina Budget and Control Board, Office of Research and Statistics

[SC federal revenues per pupil by school district - FY 2011](#)

OCLC #: 879649652

These statistics, broken down by school district, show federal, state and local government revenues per pupil for fiscal year 2011.



South Carolina Budget and Control Board, Office of Research and Statistics

[SC federal revenues per pupil by school district - FY 2012](#)

OCLC #: 879649652

These statistics, broken down by school district, show federal, state and local government revenues per pupil for fiscal year 2012.

South Carolina Budget and Control Board, Office of Research and Statistics


[Revenue per pupil report by school district for FY 2013-14](#)

OCLC #: 879662463

These statistics, broken down by county and school district, show federal, state and local government revenues and revenues per pupil for fiscal year 2013-14.



Taxation & Finance



South Carolina Budget and Control Board, Office of Research and Statistics

[2012 local government finance report fiscal years 2005-06 to 2011-12](#)

OCLC #: 879661818

This statistical report, broken down by South Carolina counties, shows revenues and expenditures taken from school districts, local, state and federal sources.



South Carolina Budget and Control Board, Office of Research and Statistics

[2012 local government finance report supplement](#)

OCLC #: 879661979

This statistical report measures growth in revenues and spending by school districts, counties, and municipalities in South Carolina. It measures growth in revenues and spending by school districts, counties, and municipalities in South Carolina. It provides a general analysis of changes in local government revenues and expenditures for the past five and ten-year periods as reported by the local governments.