



# Children's Foster Care Review Board South Carolina Governor's Office



*Annual Report and Recommendations*  
2011–2012

# 2011 SNAPSHOT



## STATS AT-A-GLANCE

- 2,773 CHILDREN ENTERED FOSTER CARE
- 21% OF CHILDREN HAD PREVIOUS OUT-OF-HOME PLACEMENTS
- 3,462 CHILDREN LEFT FOSTER CARE
- 37% OF CHILDREN REVIEWED RETURNED HOME
- 32% OF CHILDREN REVIEWED ADOPTED

## 2011 REVIEWS

- 7,149 REVIEWS HELD
- 4,427 CHILDREN REVIEWED
- 432 REVIEW BOARD MEETINGS
- 1,476 FIRST REVIEWS
- 98% COMPLETED TIMELY

## AREAS OF CONCERN

- 40% CASE PLAN BARRIERS
- 14% AGENCY POLICY VIOLATIONS
- 19% LEGAL BARRIERS
- 7% LEGAL HEARINGS NOT HELD
- 11% LEGAL HEARINGS NOT HELD TIMELY
- 9% ADOPTION SERVICE DELAYS

## CHILDREN IN FOSTER CARE 17 MONTHS OR LONGER

- 1,667 CHILDREN
- 50% LEGALLY FREE FOR ADOPTION
- 25% IN CARE SIX OR MORE YEARS

## SC HEART GALLERY

- 103,440 WEBSITE VISITORS
- 1,466 INQUIRIES
- 296 EVENTS
- 107 CHILDREN PHOTOGRAPHED
- 66 CHILDREN MATCHED

## PEOPLE POWER

- 171 VOLUNTEERS
- 8,874 CASE REVIEW HOURS
- 15,230 VOLUNTEER HOURS
- 36 SERVICE PROJECTS

## REVIEW BOARD OF THE YEAR 2011

- REVIEW BOARD 7C

## REVIEW BOARD MEMBER OF THE YEAR 2011

- CAROLYN WALLACE, REVIEW BOARD 4A

DATA CONTAINED IN THIS ANNUAL REPORT REPRESENTS CHILDREN REPORTED BY THE SOUTH CAROLINA DEPARTMENT OF SOCIAL SERVICES, WHO REMAIN IN FOSTER CARE AT LEAST FOUR CONSECUTIVE MONTHS AND ARE REVIEWED BY THE SOUTH CAROLINA CHILDREN'S FOSTER CARE REVIEW BOARD.



# RECOMMENDATION

The South Carolina Children's Foster Care Review Board is supported by a seven-member State Board of Directors. The State Board meets quarterly and is responsible for reviewing and coordinating the activities of local review boards and making recommendations in an Annual Report to the Governor and General Assembly. The seven members are appointed by the Governor and confirmed by the Senate.

*The State Board recommends that all stakeholders who have the privilege of working on behalf of vulnerable children move with a sense of urgency toward the common vision of safe and thriving children with life-long families.*

## TARGETED ADVOCACY GOAL

To that end, the Children's Foster Care Review Board set a Target Advocacy Goal of increasing finalized adoptions of legally free youth between the ages of 15 and 17 by 50% on or before December 31, 2012. In calendar year 2011, a total of 20 youth over age 15 were adopted. A 50% increase over that is a total of 30 finalized adoptions for these youth in care who are at the highest risk to age-out of the foster care system. As of December 31, 2011, the FCRB has documentation that 154 youth ages 15 to 17 are legally free for adoption. The State Board of Directors is confident that this Target Advocacy Goal will not only be met, but also be exceeded.



# PROGRAM DESCRIPTION

In order for a state social service system to receive federal matching funds for its foster care program, the state must have a “case review system.” Federal law defines a case review system as a procedure for assuring that (1) each child has a case plan and (2) the status of each child is reviewed at least every six months by either a court or an administrative review. In South Carolina, the Children’s Foster Care Review Board is the state agency statutorily charged with providing the federally mandated case review system.

At case reviews Review Board members, who are community volunteers nominated by their local legislative delegation and appointed by the Governor, gather information from and meet with the Department of Social Services’ Case Manager, parents/legal guardians, Guardian ad Litem, child (10 or older), foster parents, and any interested party (e.g. counselor, teacher). The Review Board determines the progress being made toward returning the child to his or her parents, or if that is not possible, whether DSS is making maximum efforts toward adoption. The Board then meets privately to discuss case-specific information and to formulate its recommendation. The Board presents its recommendation and any areas of concern to the persons who attended the review.

Review Board coordinators, who are employees of the Foster Care Review Board, directly support each of the 42, five-member Review Boards by preparing information prior to the review, documenting information at the review, and producing the Boards’ recommendation after the review. The Board’s recommendation is sent to the Family Court, DSS, and the Guardian ad Litem. Once a child’s case is reviewed, Review Board members and staff advocate to address case-specific concerns that create barriers to permanency for a particular child. In addition to that, the data collected at reviews is compiled and utilized to identify trends within the system that unnecessarily delay returning children home or delay adoptions for those children who cannot return home. Having an independent entity collect and review this information is a critical check and balance to ensure the safety and well-being of some of South Carolina’s most vulnerable children.

---

## VISION

South Carolina will make child well-being a top priority by assuring safe, permanent families for all children in foster care.

## MISSION

The mission of the South Carolina Children's Foster Care Review Board is to provide external accountability for the foster care system and to advocate on behalf of children in foster care.



# SUMMARY OF REVIEWS

**7,149**

The Review Board analyzes ongoing, comparative data related to children in foster care in order to gain a better understanding of the trends impacting the system, as well as future implications related to each child reviewed by local review boards.

During calendar year 2011, local review boards held 432 local review board meetings, completing 7,149 case reviews for 4,427 children in foster care. These numbers represent a significant decrease over previous years.

Data regarding entry into foster care for 2,773 children was received from the Department of Social Services (DSS) and entered in the Review Board data management system during calendar year 2011. Twenty-one percent of these (21%), or 604, children had at least one previous out of home placement. Local review boards held first reviews for 1,476 of these children, while 1,297 children left foster care prior to a case review.

INDICATOR	2007	2008	2009	2010	2011
CHILDREN REVIEWED	5,347	5,384	5,424	4,986	4,427
REVIEWS HELD	8,981	9,068	8,961	8,130	7,149
REVIEW BOARD MEETINGS	464	465	450	434	432
REVIEWS COMPLETED TIMELY	97%	96%	97%	98%	98%
CHILDREN ENTERING FOSTER CARE AND REVIEWED	2,212	1,222	1,248	1,514	1,332
CHILDREN RE-ENTERING FOSTER CARE AND REVIEWED	566	499	504	558	513
CHILDREN LEAVING FOSTER CARE AND REVIEWED	1,797	1,977	1,964	2,175	2,163

## AREAS OF CONCERN

**9,089**

The monthly review process allows local review boards to identify system concerns that are barriers to permanence for children in foster care. These system deficiencies, or Areas of Concern, are items that are not in compliance with law or policy.

In 2011, local review boards identified 9,089 areas of concern. No court order at review was the most frequently noted legal concern in 2011 (1,162), followed by removal hearings not held timely (394). The most frequently identified program area of concern, inappropriate and incomplete case planning, accounted for 17% (1,536) of all Areas of Concern. Deficiencies in case planning create a significant barrier to permanence for children in foster care.

# SUMMARY OF REVIEWS



## CASE DECISIONS AND RECOMMENDATIONS

Local review boards carefully consider input from interested parties, as well as written materials prepared for the review, prior to issuing a recommendation on each child's case. After board members hear from all parties present for the review, parties are excused and the board meets privately to formulate the recommendation for the child. Board members are required by statute to consider the most appropriate permanent recommendation possible for each child. They also determine if all parties involved in the child's case are taking the steps necessary to achieve the plan in a timely manner.

If a required interested party is not invited or if additional information is needed for the board members to make a permanent recommendation, no recommendation is made and the review is continued. Additionally, if no information is provided to board members, no recommendation is made and the review is not held. Reviews that are continued or not held are rescheduled within three months of the original review date. For each child reviewed, local review boards issue a written recommendation for a permanent placement. Recommendations are sent to the Family Court, the South Carolina Department of Social Services, and Guardians ad Litem.

The table below describes the frequency, type, and percentage for each of the recommendations issued by local review boards for children reviewed in 2011. A recommendation was made in 98% of the reviews scheduled. In 2% of the reviews, sufficient information was not provided for local review boards to make a decision.

REVIEW BOARD RECOMMENDATION	NUMBER	PERCENT
TERMINATION OF PARENTAL RIGHTS	3,062	43%
ADOPTION	1,909	27%
RETURN TO PARENT	1,198	17%
INDEPENDENT LIVING	622	9%
PERMANENT FOSTER CARE	116	1%
NON-PARENT LEGAL CUSTODY	68	1%
OTHER	2	<1%
CASE CONTINUED	51	<1%
NO REVIEW HELD	121	2%
<b>TOTAL</b>	<b>7,149</b>	<b>100%</b>





# ENTERING FOSTER CARE

**2,773**

The South Carolina Department of Social Services reported that 2,773 children entered the foster care system between January 1, 2011 and December 31, 2011. 1,297 of these children returned home prior to being reviewed by local review boards, and 1,476 of these children were reviewed by local review boards.

In calendar year 2011, the primary reasons reported for the 1,476 children reviewed entering foster care were neglect (47%), physical or sexual abuse (27%) and drug exposure (15%). The remaining 11% entered foster care due to abandonment, voluntary placement, dependency, or juvenile offense.

## PREVIOUS OUT-OF-HOME PLACEMENTS

**604**

Of the 2,773 children reported to have entered foster care in 2011, 21%, or 604, had at least one previous out of home placement. Forty-eight percent (48%) returned to foster care from the home of a parent; 40% from the home of a relative; and less than 5% returned to foster care from an adoptive home.

The Review Board reports on all out-of-home placements for children who enter foster care because moving from home to home or coming in and out of foster care creates additional trauma for a child. The Federal Government and SCDSS look at this issue more narrowly. They only consider entries into foster care within the preceding 12 months.

PREVIOUS OUT-OF-HOME PLACEMENTS BY PREVIOUS LOCATION	2007 (26%)	2008 (25%)	2009 (20%)	2010 (24%)	2011 (21%)
PARENT	45%	43%	32%	44%	48%
RELATIVE	42%	45%	49%	44%	40%
NON-RELATIVE/OTHER	9%	9%	14%	7%	9%
ADOPTIVE HOME	4%	3%	5%	5%	3%

# LEAVING FOSTER CARE



**3,462**

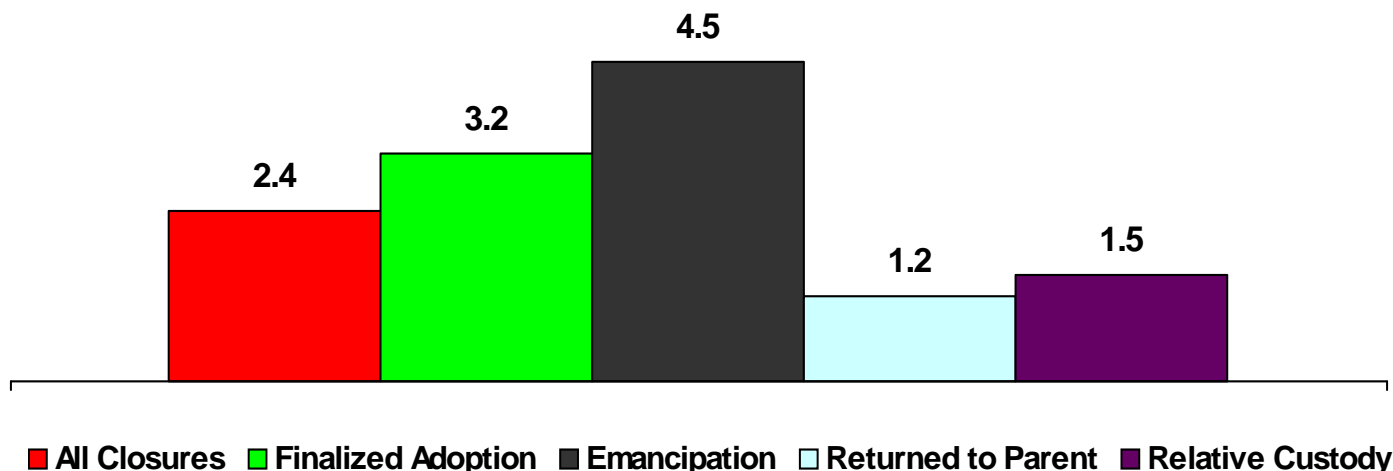
The Department of Social Services (DSS) reported that 3,462 children left the foster care system in 2011. Of the 3,462 children leaving foster care, local review boards reviewed 2,165 children prior to their leaving foster care. The remaining children left foster care prior to a case review.

Returning a child to a parent or finalizing an adoption are the most permanent options for children who leave foster care. In 2011, 69% of children reviewed returned to a parent or had a finalized adoption. The following table summarizes data for all children leaving foster care in 2011.

INDICATOR	ALL CHILDREN	CHILDREN REVIEWED	CHILDREN NOT REVIEWED
CHILDREN LEAVING FOSTER CARE	3,462 (100%)	2,165 (62%)	1,297 (38%)

PERMANENCY OUTCOMES			
RETURNED TO PARENT	1,534 (44%)	808 (37%)	726 (56%)
FINALIZED ADOPTION	688 (20%)	684 (32%)	4 (<1%)
OTHER OUTCOMES			
RELATIVE CUSTODY	857 (25%)	314 (15%)	543 (42%)
EMANCIPATED OR TURNED 18	365 (11%)	352 (16%)	13 (1%)
OTHER /NOT REPORTED	20 (1%)	7 (1%)	11 (1%)

## AVERAGE NUMBER OF YEARS IN FOSTER CARE FOR CHILDREN REVIEWED







# REMAINING IN CARE

**1,667**

As of December 31, 2011, there were 3,369 children in foster care, as reported to the Review Board by the Department of Social Services. Of these, 50% (1,667 children) have been in the foster care system for 17 continuous months or longer for their most recent foster care entry.

## LEGALLY FREE:

Of these children remaining in care 17 months or longer, 54% (896) are currently legally free for adoption. The average length of time in care for these children is 4.6 years. The length of time in foster care ranges from a minimum of 17 months, to a maximum of 17.9 years ; and 58 children have spent 10 or more years in foster care.



## NOT LEGALLY FREE:

Of children remaining in care 17 months or longer, 46% (771) are not legally free for adoption. The average length of time in care for these children is 3.1 years. Forty-eight percent (43%) of those children had a plan of Termination of Parental Rights/Adoption and 30% had no current plan or a plan of Another Planned Permanent Living Arrangement at the most recent review.

NOT LEGALLY FREE	NUMBER	PERCENT
<b>AGENCY PLAN AT LAST REVIEW</b>	771	46%
Termination of Parental Rights/Adoption	329	43%
Another Planned Permanent Living Arrangement	185	24%
Reunification	143	18%
No Current Case Plan	45	6%
Relative Custody	69	9%

# ADOPTIONS



**692**

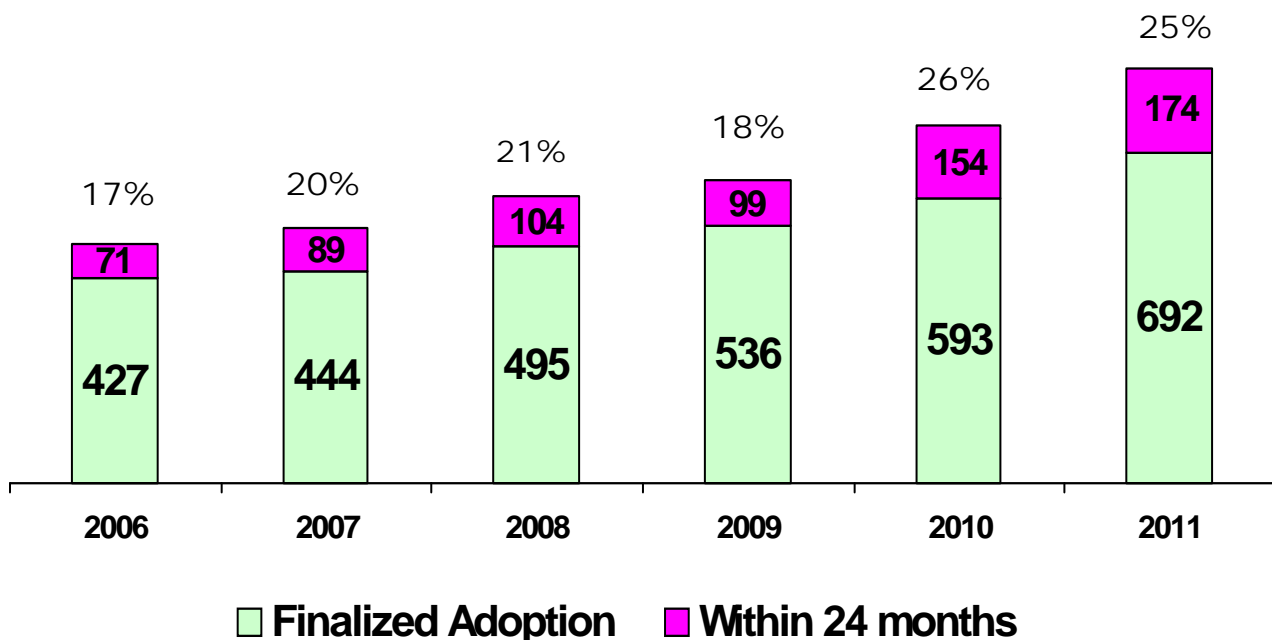
The Department of Social Services reported another record-number of finalized adoptions during calendar year 2011. Of all children who left foster care in 2011, 20% (692) had finalized adoptions, twenty-five percent (174) of these adoptions were completed within the federal standard of 24 months.



The average length of time a child spends in foster care before a finalized adoption remained the same at an average of 38 months, or 3.1 years; 14 months longer than the federal standard of 24 months.

The average age at adoption was six years, and in 2011 adoptions were finalized for 60 children age 13 and older. Teen adoptions account for less than 10% of all finalized adoptions, while 72% of children in foster care who are legally free are 10 years of age or older. Positive permanency for this population of young people should be a priority for the child welfare system.

## FINALIZED ADOPTIONS BY CALENDAR YEAR





# SC HEART GALLERY

2011 marked the 10<sup>th</sup> anniversary of the first Heart Gallery in New Mexico, and the nationwide project has proven the power of photography by connecting more than 5,000 children with adoptive families. Heart Galleries across the United States provide public awareness of the need for foster care adoption and help find “Forever Families” for individual children.

The South Carolina Heart Gallery continues to benefit from the generosity of local photographers who donate their time and talent to provide beautiful portraits of waiting children, and from public exhibit space offered by faith communities, libraries, restaurants, and other businesses. To date, 42% of children featured in the SC Heart Gallery have been matched with permanent families.

However, there is much more work to be done since there are over 600 children in South Carolina waiting for forever families. For more information about the SC Heart Gallery and children available for adoption, call 803-734-2595 or visit [www.scheartgallery.org](http://www.scheartgallery.org).



## 2011 STATISTICS:

107	CHILDREN PHOTOGRAPHED
296	PUBLIC EXHIBITS/MEDIA FEATURES
103,440	WEBSITE VISITORS
1,466	INQUIRIES RECEIVED FROM FAMILIES INTERESTED IN ADOPTING
105	NEW FAMILIES REFERRED TO DSS
66	CHILDREN MATCHED WITH FAMILIES





# OUTCOMES BY COUNTY

The following table compares 2011 Review Board data for South Carolina's 46 counties for children reviewed, children entering/reentering, children leaving care, and permanency outcomes. Permanency is defined as a child returned to a parent or having a finalized adoption. The majority of children who did not achieve permanency either turned 18 or were emancipated.

For children entering and leaving care, these numbers reflect all children reported to the Foster Care Review Board by the Department of Social Services. They include children that were reviewed and children that DSS reported leaving care prior to a review being held. All numbers are rounded to the highest whole number.

County	Reviews Held	Children Reviewed	# Entered FC	Previous Out-of-Home Placement	# Left FC	Permanency Outcomes		Other Outcomes	
						% Returned to parent	% Adopted	% Relative Custody	% Other
<b>State Total</b>	<b>7,149</b>	<b>4,427</b>	<b>2,773</b>	<b>22%</b>	<b>3,462</b>	<b>44%</b>	<b>20%</b>	<b>25%</b>	<b>11%</b>
Abbeville	4	25	15	7% (1)	11	27% (3)	27% (3)	27% (3)	19% (2)
Aiken	163	103	1	43% (22)	73	51% (37)	21% (15)	16% (12)	12% (9)
Allendale	28	15	2	0	14	64% (9)	14% (2)	8% (1)	14% (2)
Anderson	607	358	95	34% (32)	166	30% (50)	43% (72)	15% (24)	12% (20)
Bamberg	33	26	8	13% (1)	20	65% (13)	5% (1)	25% (5)	5% (1)
Barnwell	5	32	12	0	18	22% (4)	17% (3)	33% (6)	28% (5)
Beaufort	69	45	29	31% (9)	34	62% (21)	18% (6)	18% (6)	2% (1)
Berkeley	241	158	83	27% (22)	143	50% (72)	27% (39)	11% (15)	12% (17)
Calhoun	42	23	8	25% (2)	18	56% (10)	5% (1)	28% (5)	11% (2)
Charleston	653	398	227	27% (61)	286	38% (109)	19% (54)	24% (69)	19% (55)
Cherokee	139	86	64	22% (14)	76	46% (35)	25% (19)	20% (15)	9% (7)
Chester	31	18	18	6% (1)	17	65% (11)	17% (3)	12% (2)	6% (1)
Chesterfield	102	64	38	24% (9)	51	63% (32)	14% (7)	15% (8)	8% (4)
Clarendon	52	30	15	7% (1)	28	33% (9)	21% (6)	21% (6)	25% (7)
Colleton	81	48	25	24% (6)	40	40% (16)	7% (3)	40% (16)	13% (5)
Darlington	196	131	96	22% (21)	90	73% (66)	2% (2)	18% (16)	7% (6)
Dillon	95	60	34	32% (11)	51	33% (17)	29% (15)	14% (7)	24% (12)
Dorchester	93	53	69	7% (15)	65	60% (39)	9% (6)	25% (16)	6% (4)
Edgefield	12	10	10	30% (3)	12	42% (5)	8% (1)	42% (5)	8% (1)

# OUTCOMES BY COUNTY



County	Reviews Held	Children Reviewed	# Entered FC	Previous Out-of-Home Placement	# Left FC	Permanency Outcomes		Other Outcomes	
						% Returned to parent	% Adopted	% Relative Custody	% Other
<b>State</b>	<b>7,149</b>	<b>4,427</b>	<b>2,773</b>	<b>22%</b>	<b>3,462</b>	<b>44%</b>	<b>20%</b>	<b>25%</b>	<b>11%</b>
Fairfield	29	19	17	24% (4)	16	31% (5)	0	50% (8)	19% (3)
Florence	251	160	121	43% (52)	123	65% (80)	10% (12)	15% (18)	10% (13)
Georgetown	37	26	1	25% (4)	31	36% (11)	22 (7)	36% (11)	6% (2)
Greenville	696	440	311	16% (49)	385	47% (180)	21% (80)	24% (92)	8% (33)
Greenwood	31	19	18	6% (1)	23	43.5% (10)	13% (3)	43.5% (10)	0
Hampton	36	20	17	35% (6)	17	41% (7)	18% (3)	35% (6)	6% (1)
Horry	412	246	154	26% (40)	196	47% (92)	22% (42)	20% (40)	11% (22)
Jasper	36	19	18	33% (6)	15	60% (9)	7% (1)	26% (4)	7% (1)
Kershaw	102	68	50	30% (15)	67	40% (27)	15% (10)	30% (20)	15% (10)
Lancaster	112	69	46	22% (10)	37	52% (19)	16% (6)	24% (9)	8% (3)
Laurens	121	82	101	17% (17)	65	42% (27)	9% (6)	40% (26)	9% (6)
Lee	42	26	13	23% (3)	19	11% (2)	58% (11)	31% (6)	0
Lexington	382	232	134	27% (36)	164	37% (61)	23% (37)	35% (57)	5% (9)
Marion	123	79	34	44% (15)	39	54% (21)	31% (12)	10% (4)	5% (2)
Marlboro	62	43	14	29% (4)	29	37% (11)	13% (4)	37% (11)	13% (4)
McCormick	7	5	6	50% (3)	5	20% (1)	20% (1)	40% (2)	20% (1)
Newberry	96	55	47	6% (3)	68	50% (34)	18% (12)	28% (19)	4% (3)
Oconee	143	84	35	54% (19)	48	25% (12)	48% (23)	12% (6)	15% (7)
Orangeburg	146	85	40	32% (13)	65	49% (32)	23% (15)	22% (14)	6% (4)
Pickens	315	202	121	35% (42)	134	43% (58)	16% (21)	31% (41)	10% (14)
Richland	437	266	260	14% (37)	307	41% (127)	8% (23)	37% (114)	14% (44)
Saluda	17	12	6	50% (3)	8	12.5% (1)	50% (4)	25% (2)	12.5% (1)
Spartanburg	390	246	148	6% (9)	218	35% (77)	26% (56)	28% (62)	11% (23)
Sumter	78	49	26	19% (5)	33	37% (12)	24% (8)	15% (5)	24% (8)
Union	89	53	11	18% (2)	32	25% (8)	25% (8)	44% (14)	6% (2)
Williamsbur	58	35	11	27% (3)	16	44% (7)	38% (6)	6% (1)	12% (2)
York	163	104	99	28% (28)	89	44% (39)	21% (19)	19% (17)	16% (14)



# BARRIERS BY COUNTY

The Foster Care Review Board is statutorily mandated to report on deficiencies in the child welfare system. One tool for measuring deficiencies are areas of concern, defined as non-compliance with law and/or policy, that are identified during the review of a child's case.

The following table summarizes data collected during reviews held in calendar year 2011. The data compares Areas of Concern of individual counties. All numbers are rounded to the highest whole number.

County	Total Areas of Concern	Case Plan Barriers	Agency Policy Violations	Legal Barriers	Hearings Not Held	Hearings Not Held Timely	Adoption Service Delays
<b>State Total</b>	<b>9,089</b>	<b>40% (3,614)</b>	<b>14% (1,307)</b>	<b>19% (1,748)</b>	<b>7% (593)</b>	<b>11% (1,000)</b>	<b>9% (827)</b>
Abbeville	88	27% (24)	7% (6)	33% (29)	10% (9)	6% (5)	17% (15)
Aiken	126	43% (54)	6% (8)	23% (29)	1% (1)	10% (13)	17% (21)
Allendale	25	56% (14)	20% (5)	12% (3)	0	0	12% (3)
Anderson	1,125	41% (461)	16% (179)	22% (246)	7% (84)	8% (85)	6% (70)
Bamberg	57	32% (18)	21% (12)	9% (5)	0	12% (7)	26% (15)
Barnwell	36	47% (17)	0	17% (6)	0	14% (5)	22% (8)
Beaufort	42	29% (12)	40% (17)	19% (8)	0	10% (4)	2% (1)
Berkeley	167	37% (62)	7% (11)	4% (6)	12% (21)	19% (32)	21% (35)
Calhoun	77	20% (15)	17% (13)	26% (20)	10% (8)	14% (11)	13% (10)
Charleston	849	26% (217)	20% (168)	19% (165)	6% (52)	15% (126)	14% (121)
Cherokee	329	43% (140)	13% (42)	23% (77)	9% (29)	7% (23)	5% (18)
Chester	19	21% (4)	37% (7)	32% (6)	0	10% (2)	0
Chesterfield	101	30% (30)	34% (35)	19% (19)	2% (2)	7% (7)	8% (8)
Clarendon	31	45% (31)	0	13% (4)	3% (1)	26% (8)	13% (4)
Colleton	151	43% (65)	17% (26)	18% (27)	9% (13)	6% (9)	7% (11)
Darlington	159	10% (16)	17% (27)	46% (73)	11% (17)	12% (19)	4% (7)
Dillon	42	67% (28)	14% (6)	5% (2)	0	0	14% (6)
Dorchester	165	30% (49)	42% (69)	7% (11)	9% (15)	9% (15)	3% (6)
Edgefield	3	67% (2)	33% (1)	0	0	0	0



# BARRIERS BY COUNTY



County	Total Areas of Concern	Case Plan Barriers	Agency Policy Violations	Legal Barriers	Hearings Not Held	Hearings Not Held Timely	Adoption Service Delays
<b>State Total</b>	<b>9,089</b>	<b>40% (3,614)</b>	<b>14% (1,307)</b>	<b>19% (1,748)</b>	<b>7% (593)</b>	<b>11% (1,000)</b>	<b>9% (827)</b>
Fairfield	38	26% (10)	37% (14)	13% (5)	0	3% (1)	21% (8)
Florence	255	49% (124)	23% (58)	15% (38)	6% (15)	3% (9)	4% (11)
Georgetown	28	71% (20)	0	14% (4)	0	11% (3)	4% (1)
Greenville	1,288	45% (577)	6% (73)	23% (303)	12% (150)	8% (111)	6% (74)
Greenwood	47	34% (16)	8.5% (4)	15% (7)	19% (9)	8.5% (4)	15% (7)
Hampton	56	39% (22)	23% (13)	29% (16)	0	7% (4)	2 (1)
Horry	464	49% (228)	17% (81)	13% (59)	3% (14)	5% (24)	13% (58)
Jasper	58	38% (22)	21% (12)	16% (9)	3% (2)	10% (6)	12% (7)
Kershaw	111	51% (57)	3% (3)	15% (16)	0	15% (17)	16% (18)
Lancaster	30	30% (9)	20% (6)	17% (5)	3% (1)	23% (7)	7 (2)
Laurens	255	43% (111)	5% (12)	15% (37)	8% (21)	17% (43)	12% (31)
Lee	17	41% (7)	6% (1)	23% (4)	6% (1)	12% (2)	12% (2)
Lexington	626	44% (276)	18% (113)	8% (50)	3% (22)	14% (85)	13% (80)
Marion	125	40% (50)	14% (17)	38% (48)	3% (4)	5% (6)	0
Marlboro	37	62% (23)	5% (2)	11% (4)	0	3% (1)	19% (7)
McCormick	3	33.3% (1)	33.3% (1)	0	0	0	33.3% (1)
Newberry	274	49% (134)	2% (7)	23% (62)	9% (25)	9 (24)	8% (22)
Oconee	184	48% (88)	5% (9)	23% (42)	14% (27)	4% (7)	6% (11)
Orangeburg	93	16% (15)	17% (16)	38% (35)	12% (11)	15% (14)	2% (2)
Pickens	460	1% (233)	8% (40)	9% (41)	1% (4)	19% (87)	12% (55)
Richland	520	32% (165)	15% (7)	21% (111)	5% (28)	16% (84)	11% (55)
Saluda	23	39% (9)	35% (8)	4% (1)	0	18% (4)	4% (1)
Spartanburg	247	37% (91)	23% (58)	21% (52)	2% (4)	13% (33)	4% (9)
Sumter	18	50% (9)	39% (7)	11% (2)	0	0	0
Union	80	38% (30)	16% (13)	20% (16)	1% (1)	25% (20)	0
Williamsburg	60	40% (24)	7% (4)	15% (9)	0	33% (20)	5% (3)
York	100	21% (21)	26% (26)	36% (36)	2% (2)	13% (13)	2% (2)





# 2011 AWARDS

*The State Board of Directors selects a Review Board and Review Board Member of the Year annually. Community partners, staff and review board members nominate boards and individual review board members. The Professional Development and Awards Committee of the State Board reviews all nominations and makes recommendations to the State Board.*

Local Review Board 7C, Spartanburg County, was selected as the 2011 Review Board of the Year. Review Board Members are **Alice Armantrout, Monica Hill, Zora Massing, Maryann Riley and Carole Self**. Nomination letters of support and appreciation came from the Department of Social Services, members of the Spartanburg County Legislative Delegation, a young person in foster care and others. The following highlight Review Board 7C's accomplishments.

## REVIEW BOARD 7C REVIEW BOARD OF THE YEAR

- Attended every Spartanburg County Legislative Delegation Meeting to keep the Delegation informed of issues related to safety and permanence for children in foster care
- Provided over \$1,000 in school supplies and backpacks for children in foster care
- Collected donations to support the Spartanburg County Foster Parents' Association's Annual Christmas Party
- Supported the Department of Social Services' staff by hosting an appreciation breakfast, and periodically treating caseworkers to lunch to recognize good casework practice
- Provided financial assistance to meet individual needs of children
- Attended Court hearings as needed to support the Department of Social Services' plan and the Board's Recommendation for permanence
- Participated as a partner with the Department of Social Services in their Permanency Roundtable case reviews and Palmetto Power (P-2) meetings
- Contributed 552 volunteer hours, the most of any review board in the state, supporting children in foster care and the system that serves them



**Pictured left to right: Monica Hill, Zora Massing, Carole Self, and Maryann Riley**

# 2011 AWARDS



## CAROLYN WALLACE REVIEW BOARD MEMBER OF THE YEAR

Carolyn D. Wallace of Review Board 4A, Dillon and Marlboro Counties, was selected as the 2011 Review Board Member of the Year. As a retired middle school librarian known throughout her community, Ms. Wallace has used her connections to promote safe, permanent homes for children in foster care.

As is evident by some of her accomplishments noted below, Ms. Wallace has made a difference in the lives of children and families in her community.

- Provided strong leadership and kept Review Board 4A active when the Board consisted of only two members
- Played a major role in recruiting new members to serve on Review Board 4A
- Attended all Partners Meetings in Dillon and Marlboro Counties and collaborated with community partners on matters impacting permanency for children
- Met with a Family Court Judge to explain the role of the Foster Care Review Board and to offer the support of Review Board 4A
- Attended Court Hearings on behalf of children reviewed
- Participated in a SC Heart Gallery Photo Shoot and donated money to purchase pizza for the children and staff
- Supported both the Dillon and Marlboro County Foster Parents' Association fund-raising efforts, as well as worked with a multi-agency alliance to provide clothing and toys to needy children and families



On June 10, 2012 a luncheon honoring Carolyn Wallace was held at *Mandy's Flour Shoppe* in Dillon. The luncheon was attended by review board staff, members from Review Board 4A, and Representative Elizabeth Munneryn.

Pictured left are Representative Munneryn, Carolyn Wallace, and Foster Care Review Board Executive Director Michelle Dhunjishah.



# PEOPLE POWER

## 15,230 VOLUNTEER HOURS

Review Board volunteers are the most important part of the independent review of children and youth who must be removed from their homes. In addition to the thousands of hours they serve every year as a check and balance on government systems impacting vulnerable children, they also freely give of their time and resources to strengthen services for children and keep a sense of urgency about moving children to forever families.

During calendar year 2011, local review board members from 42 local review boards demonstrated their commitment in the following ways:



- **8,874** hours were spent reviewing the cases of children in foster care.
- **36** local review boards completed service projects to support children in foster care and those who serve them.
- **29** local review boards routinely participated in meetings with community partners to discuss systemic trends and issues impacting children in foster care.
- **26** local review boards sent quarterly reports to their local legislative delegations outlining local review board activities and issues impacting safety and permanency for children in foster care.
- **12** local review boards formally presented the Foster Care Review Board's Annual Report to their legislative delegation.
- **14** local review boards assisted at a Heart Gallery Photo Shoots.
- **8** local review boards secured venues or hosted events for Heart Gallery exhibits.
- **108** court hearings were attended by the Foster Care Review Board attorneys upon referral by local review boards.

# Children's Foster Care Review Board

## State Board and Review Board Staff

### STATE BOARD OF DIRECTORS

5th Congressional District, Cherokee County  
1st Congressional District, Berkeley County  
2nd Congressional District, Richland County  
3rd Congressional District  
4th Congressional District, Spartanburg County  
6th Congressional District  
Member-at-Large, Greenville County

Martha (Sissy) Brock, Chairperson  
Charles (Chuck) Koches  
Jo Hecker  
*Vacant*  
Monica Hill  
*Vacant*  
Vernon McCurry

### STATE OFFICE STAFF

Executive Director/General Counsel  
Program Director  
Research and Planning/Business Manager  
Program Supervisors

Michelle Dhunjishah  
Beth M. Green  
Lisa S. Vosburgh  
Robin Campbell  
Stephen Clyburn

### Review Board Coordinators

Kathryn Bozik  
Tia Bradley  
Doretta Crosson-Irby  
Shirel Frazier  
Toyia Scott  
Stephanie Spink  
Michelle White

Heart Gallery Coordinator  
Heart Gallery Program Assistant  
Heart Gallery Recruitment Specialist

Millie Qualls  
Mary Smyrl  
Amanda Blackmon  
Tara Williams

Staff Attorney  
Administrative Assistants

Eden Hendrick  
Tammy Ryans  
Heather Valentine

---

This report was prepared by the Children's Foster Care Review Board, South Carolina Governor's Office. For additional information please contact Lisa S. Vosburgh, Data and Research Administrator, at the address listed on the back cover, telephone (803) 734-0217; email: [lvosburgh@oepp.sc.gov](mailto:lvosburgh@oepp.sc.gov); or Web: [www.oepp.sc.gov/fcrb](http://www.oepp.sc.gov/fcrb).

*[www.oepp.sc.gov/fcrb/](http://www.oepp.sc.gov/fcrb/)  
[www.scheartgallery.org](http://www.scheartgallery.org)*

## Children's Foster Care Review Board

South Carolina Governor's Office  
Office of Executive Policy and Programs  
1205 Pendleton Street, Suite 436  
Columbia, South Carolina 29201

E-mail: [fcrb@oepp.sc.gov](mailto:fcrb@oepp.sc.gov)

Phone: (803) 734-0480

Fax: (803) 734-1223

Website: [www.oepp.sc.gov/fcrb/](http://www.oepp.sc.gov/fcrb/)