Ag 8357
3. T51
947

South Carolina 1947 Tobacco Report

Published by

South Carolina Department

of

Agriculture

Ag8357
3.T51
947

J. ROY JONES, Commissioner

SOUTH CAROLINA TOBACCO

The 1947 final reports from 44 warehouses show total sales by producers as 133,673,176 pounds for $55,859,036.19.

This is considerably less than the 1946 sales of 150,954,510 pounds for $73,589,280.57 .

The average price for the 1947 crops was $41.78 per hundred weight while the average for the 1946 crop was $48.75, almost $7.00 per hundred pounds more.

Mullin's seven warehouses topped the lists with producer sales of 46,013,420 pounds for $19,395,259.24. Lake City's six warehouses was second with 28,627,454 pounds for $12,012,402.35. Timmonsville, third, with 16,611,864 pounds for $6,681,777.61 and Darlington, Loris, Conway, Kingstree, Pamplico and Dillon in the order named.

1947 saw a trend on the part of buyers to consolidate markets. Farmers attention was called to this danger in that some of the smaller markets would be eventually forced to close, working a hardship on the tobacco producer.

Consolidation of markets at the bigger markets could form a close knit group and control the price of tobacco.

Too much rain affected the year's crop and inactivity of foreign buyers on the 1947 tobacco market forced the prices down below the 1946 level. Only the action of the Price Stabilization Board saved the crop from bringing a much lower income to the Pee Dee this year.

S. C. STATE LIBRARY.

MR. AND MRS. R. EUGENE CURRIN
"... of figs, of farms, of famous men."

R. E. CURRIN PIONEERED IN BRINGING FLUE-CURING TOBACCO TO PEE DEE AREA

By LeRoy Bannerman, Staff Writer

R. Eugene (Dad) Currin, chubby-faced farmer of 78, does not consider himself at all a great man—even though he did pioneer the southern migration of flue-cured tobacco, started South Carolina's first warehouse, even proposed some 30 years ago the curing of the golden weed by oil burners. He thinks of himself as only a simple tiller of the soil, despite the fact he has made extensive experiments in other crops—such as peanuts and potatoes—was the prime instigator of the Pee Dee Fair, influenced the start of the Pee Dee Experiment Station and served, himself, as its first superintendent for over 19 years before retiring to his own farm on the Darlington highway—in

sight of the vast grounds, buildings and fields that are the station today.

"Dad"—as he is known to his fellow Rotarians and friends —was born June 20, 1869, on a farm in Henderson, N. C., grew up in the tobacco belt, rubbed elbows with all the big names of the crop and industry, was associated with Harris Gooch and Co., warehousemen, at the time a letter arrived in Henderson—a letter destined to change the ways of a man and a state.

The letter, postmarked Florence, was from Frank M. Rogers, a Pee Dee farmer with enough foresight to see the potentialities of the golden weed. In it, he requested the services of an expert to advise and cure a crop of flue-cured tobacco in South Carolina. Henderson tobacconists turned to young Gene Currin and said "Why not you?"

Took Top Premiums

Reluctantly, he took the advice of older men and left for Florence; worked and cured a 20-acre crop for Frank Rogers, took

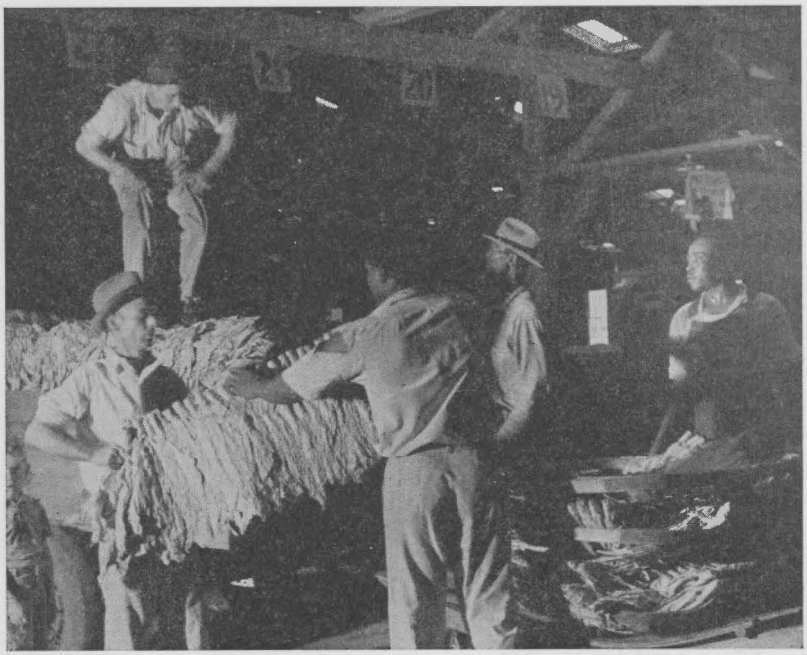

DELIVERED—Farmer unloading at the warehouse.

FOUNTAIN OF MONEY—Here's a crowd of sellers being paid for their crop.

top premiums in a showing of flue-cured tobacco in Columbia some years later, soon initiated wide-spread interest in a product few people knew little about "except how to chew and spit it out." Cotton, long South Carolina's money crop, began to fade slowly into the background.

When North Carolinians saw what 19-year-old Gene Currin had done, they began to wriggle uneasily, wistfully remembered when the Old North State boasted the monopoly. And one summer afternoon, Currin looked up from his work in a field of tobacco to meet the glaring gaze of James Buchanon Duke. The essence of what the tobacco magnate had to say was "keep out of South Carolina."

Currin left several times to go back to his native state only to return again and again. When he received a letter from Mrs. Thomas Gregg of Mars Bluff, saying that her son, J. Eli Gregg, was abed with typhoid fever and that his tobacco was ruining in the field. Gene left immediately for South Carolina—this time to stay. For as he puts it today: "I saw a little girl I liked and I courted her, and I married her the next year."

But in going south, Currin not only left behind his native state, but also deserted an outstanding offer made by the officials of the Duke Cigarette Company. The job which offered an annual income of $6,000 for the first three years, $10,000 per annum thereafter involved the handling of their interest in Canada. When Currin turned it down, he was thought to be "a self-opininated old fool."

Why did he turn down what was then considered a wonderful offer? Eugene Currin had the average farmer in mind; the man who broke the soil, who sweated, slaved and gambled for the sake of others as well as himself. It was for this man that Gene Currin was to dedicate his life.

Chime Of Wedding Bells

And it was in the year 1891 that old Dad remembers the chiming of wedding bells and the vows that made little Claude Ashby his wife. But in 1891 saw more than a bridal bouquet in the life of Dad Currin. He says it was the year when Florence had 23 saloons and "no white woman dared to walk the



WEIGHING TOBACCO—Since the crop is sold by the pound sellers and buyers want accurate weights.



HANGING GREEN LEAVES IN BARN—Flue-cured tobacco is dried by heat from furnaces that burn day and night during the process.

streets alone." But more important to Dad it was the year that saw first action on the establishment of a tobacco warehouse in Florence—the first for South Carolina.

He recalls clearly the court house meeting of interested people of Florence among them such names as F. M. Rogers, E. F. Douglas, J. C. Brunson, P. W. Williamson, Gus McSwain and Major John McSwain, along with countless others who forwarded the project until soon, Florence had not one but five warehouses. But even with these men the bulk of Florentine Merchants failed to realize the value of a tobacco market in Florence, and, when the price hit a new low in succeeding years the warehouses passed with the time. Today, Dad Currin looks with disgust upon the fact that a city which "could have been the biggest tobacco market in the state" has not had a single warehouse in operation since some 20 years ago.

Still the memory of that first sale at the turn of the century is fresh upon the old man's mind for it was he who auctioned

the first pile of flue-cured weed, which sold for a five-dollar-per-pound price to David Smoot of Darlington.

A pioneer in agricultural activities in Florence County, Mr. Currin was appointed county agent in May of 1911, the first in the history of the county. Holding the temporary office for $65 a month and the use of a horse and buggy he traveled all over the surrounding countryside and, in the opinion of Ward McLendon, present county agent, "did more than anyone else who followed in his footsteps." And Dad Currin is of high opinion of the county agent's job, for he says: "The county agent can do more than anybody I know."

When Dad gave up the position the following Christmas he appointed Joe Finklea to take his place; years later had the final word in the selection of Mr. McLendon who, in Dad's opinion, is one of the finest men in the work.

"Fool For Figs"

As Dad will say of himself, he is a "fool about figs." It is the one thing dearest to his heart and even to day he just cannot understand why every person does not have enough figs "to give away." On his farm are numerous fig trees, significant of his undying love for the fruit. But aside from its taste, figs have played a prominent part in Dad's aggressive career.

After becoming superintendent of the Pee Dee Experiment Station, which he had fostered he sat down one morning to impress Senator Ben Tillman with the importance of figs. By taking the Bible, he patiently thumbed through the Book, writing down every passage that used the word "fig." Sometime that afternoon, Dad mailed the manuscript to the Senator.

Later, Tillman referred to the epistle as "the damndest letter I ever did see." And then one day, while visiting the station, Tillman heard a slight oath escape the lips of the superintendent. The Senator caught the man by the arm, beckoned for all the visiting dignitaries to assemble around them and then said, "I want you men to meet the new superintendent. And I thought he was a Methodist minister"

Dad did other things to rank his name among the top agrarians of our time. He forwarded extensive research in flue-cured tobacco—much against the wishes of state officials, who raved: "Not worth the time to raise something the world only chews

and spits." But Dad continued his fight for the tobacco farmer and has letters to prove that he first conceived the idea of curing tobacco by oil some 30 years ago, only to receive an answer from the Standard Oil Company branding it as impractical.

Formulated Pee Dee Fair

There can be no better citizen in Florence County than old Dad himself. For, even today, he subscribes to every needy cause, backs every possible move to improve his community and nation. Out of a simple corn show, he formulated the well-known Pee Dee Fair, has kept it alive for over 37 years, reluctantly means "the lack of enterest." He served for many years on the school board in Florence, sparked important educational measures, says today: "What we need most is to teach the teachers!"

Dad Currin was educated in Warner's School in Alamance County, North Carolina, went a while to Wake Forest and today is one of the best read men of his community. In his two-story home, there is a large library.

He likes his Rotary Club (still an active member), he likes women, but he loves figs. "Why this year, I sold over $64 worth of figs from one tree." And when he told of selling them for 25 cents a quart—the fruit he thinks should be free to all—he said, sadly, "If God don't punish me for that then I've got nothing to worry about."

Florence Morning News.

LIST OF 44 TOBACCO WAREHOUSES FOR 1947

CONWAY (4)

Big Planters Warehouse, T. T. Mitchell and A. C. Thompson
Farmers Warehouse, T. T. Mitchell
Spivey's Horry Warehouse, B. L. Spivey
Wests Warehouse, L. A. West

DARLINGTON (5)

Center Brick Warehouse, W. J. Stem's Sons
Farmers Mutual Warehouse, F. B. Stem
Milling Warehouse, I. C., J. B. & Carter McDowell
Planters Warehouse, A. P. Mozingo and J. S. Byrd
Price's Warehouse, S. H. Price, S. J. Webster and W. S. Smith

DILLON (4)

Big Tin Warehouse, A. V. Bethea, Sr., P. L. Campbell, R. H. Barbour
Farmers Brick Warehouse, A. V. Bethea, Sr., P. L. Campbell and R. H. Barbour
Main Street Warehouse, J. T. Squires and Duncan Dew, Jr.
Pee Dee Warehouse, J. T. Squires and Duncan Dew, Jr.

KINGSTREE (3)

Carolina Warehouse, D. S. Epps, H. E. McIntosh and L. G. Mishoe
Farmers Warehouse, C. H. Cozart and Bill Cozart
New Warehouse, McGill and Jacobs

LAKE CITY (6)

Bowens Warehouse, G. R., A. M., D. G., E. C. and A. M. Bowen, Jr.
Grahams Warehouse, Tom S. Graham & Sons
New Home Warehouse, Leroy Bishop
Star Warehouse No. 1, W. W. Singletary and Norman R. Epps
Star Warehouse No. 2, W. W. Singletary and Norman R. Epps
Star Warehouse No. 3, W. W. Singletary and Norman R. Epps

S. C. STATE LIBRARY

LORIS (5)

Bells Warehouse, Loyd and Roscoe Bell and J. A. Turner
Brick Warehouse No. 1 and No. 2, C. H. Hardwick and W. K. Walden
Farmers Warehouse, Loyd and Roscoe Bell and J. A. Turner
Harry Lewis Warehouse No. 1, H. C. Lewis
Harry Lewis Warehouse No. 2, H. C. Lewis

MULLINS (7)

Brick Warehouse, J. K. & J. R. Williams, B. F. Carmichael
Clark Warehouse, W. P. Clark, Jr.
Daniel and Nichols, W. H. Daniel and Fred Nichols
Dixon's Warehouse No. 1 and No. 2, C. C. Dixon
Hardy's Warehouse, P. V. Hardy
Independent Warehouse, Dixon, Bane and Anderson
Neal and Dixon Warehouse, Dixon, Bane and Anderson

PAMPLICO (5)

Banner Warehouse, J. R. & M. C. Coleman and H. G. Calcutt
Brick Warehouse, A. A. Munn, O. P. Joyce and J. H. Holliday
Independent Warehouse, A. A. Munn, and O. P. Joyce
Pamplico Warehouse, J. R. and M. C. Coleman and H. G. Calcutt
Planters Warehouse, J. W. Wilson and George Cox

TIMMONSVILLE (5)

Farmers Warehouse, F. J. Vaughn, Thomas & Cook
Independent Warehouse, P. C. Edmunds, III, and Ben Hawthorne
Palmetto Warehouse, B. E. Cook, C. A. Young and H. P. Thomas
Pepper's Warehouse, T. O. and F. D. Pepper
Planters Warehouse, W. A. Baker, H. H. Gregory and Ray Baker

STATE OF SOUTH CAROLINA, DEPARTMENT OF AGRICULTURE

J. Roy Jones, Commissioner, Columbia, South Carolina

REPORT OF TOBACCO SALES FOR AUGUST, 1947

9 Markets—44 Warehouses

MARKETS	Number of Warehouses	Sold for Producers		Sold for Dealers		Resold by Warehousemen		Total Sales	
		Pounds	Amount	Pounds	Amount	Pounds	Amount	Pounds	Amount
Conway	4	3,807,722	$1,721,403.33	175,874	$70,034.85	129,386	$51,335.93	4,112,982	$1,842,774.11
Darlington	5	2,981,756	1,379,414.34	115,418	41,798.20	122,572	54,004.66	3,219,746	1,475,217.20
Dillon	4	1,986,456	876,937.09	145,452	50,784.62	59,302	23,477.57	2,191,210	951,199.28
Kingstree	3	3,780,609	1,707,364.52	108,490	40,764.75	173,862	77,982.29	4,062,961	1,826,111.56
Lake City	6	11,421,258	5,401,910.70	527,630	195,072.19	491,828	201,125.71	12,440,716	5,798,108.60
Loris	5	3,420,714	1,532,032.96	162,340	54,422.32	99,322	37,390.78	3,682,376	1,623,846.06
Mullins	7	11,005,104	5,032,990.64	458,482	169,626.50	301,238	127,550.56	11,764,824	5,330,167.70
Pamplico	5	2,584,448	1,176,590.93	131,350	49,690.70	62,452	28,566.19	2,778,250	1,254,847.82
Timmonsville	5	6,710,936	3,126,961.72	351,464	139,763.18	629,878	290,531.43	7,692,278	3,557,256.33
Total Sales August, 1947	.....	47,699,003	$21,955,606.23	2,176,500	$811,957.31	2,069,840	$891,965.12	51,945,343	$23,659,528.66
Total Sales August, 1946	.....	84,375,512	45,706,708.33	3,681,508	1,564,312.18	5,890,265	2,927,425.33	93,947,285	50,198,445.84
Decrease	.....	36,676,509	23,751,102.10	1,505,008	752,354.87	3,820,425	2,035,460.21	42,001,942	26,538,917.18

AVERAGE RATE SOLD FOR PRODUCERS ONLY

August, 1947	Per Cwt. $46.0294	Conway	$45.2082	Kingstree	$45.1610	Mullins	$45.7332
August, 1946	Per Cwt. 54.1705	Darlington	46.2618	Lake City	47.2969	Pamplico	45.5258
Decrease	Per Cwt. 8.1411	Dillon	44.1458	Loris	44.7869	Timmonsville	46.5950

STATE OF SOUTH CAROLINA, DEPARTMENT OF AGRICULTURE

J. Roy Jones, Commissioner, Columbia, South Carolina

REPORT OF TOBACCO SALES FOR SEPTEMBER, 1947

9 Markets—44 Warehouses

MARKETS	Number of Warehouses	Sold for Producers		Sold for Dealers		Resold by Warehousemen		Total Sales	
		Pounds	Amount	Pounds	Amount	Pounds	Amount	Pounds	Amount
Conway	4	3,097,936	$1,345,026.47	136,450	$47,481.18	131,560	$52,514.51	3,365,946	$1,445,022.16
Darlington	5	5,431,610	2,080,911.81	239,770	81,801.44	170,110	60,124.87	5,841,490	2,222,838.12
Dillon	4	3,971,757	1,605,514.26	200,629	69,351.05	156,642	55,501.93	4,329,028	1,730,367.24
Kingstree	3	3,194,604	1,080,294.93	137,002	40,385.21	247,212	63,863.46	3,578,818	1,184,543.60
Lake City	6	15,619,812	6,114,736.30	661,704	199,619.86	666,070	188,363.27	16,947,586	6,502,719.43
Loris	5	3,830,596	1,637,838.87	145,154	43,169.15	163,428	58,888.32	4,139,178	1,739,896.34
Mullins	7	23,167,170	9,765,151.04	916,310	299,363.11	609,870	222,908.79	24,693,350	10,287,422.94
Pamplico	5	3,914,718	1,501,860.74	162,098	56,670.97	97,042	32,886.35	4,173,858	1,591,418.06
Timmonsville	5	9,449,256	3,444,440.44	505,950	157,849.86	710,918	243,662.23	10,666,124	3,845,952.53
Total Sales September, 1947	.....	71,677,459	$28,575,774.86	3,105,067	$995,691.83	2,952,852	$978,713.73	77,735,378	$30,550,180.42
Total Sales August & September, 1947	.....	119,376,462	50,531,381.09	5,281,567	1,807,649.14	5,022,692	1,870,678.85	129,680,721	54,209,709.08
Total Sales August & September, 1946	.....	141,590,346	69,960,811.96	6,494,380	2,556,805.07	9,389,635	4,217,624.95	157,474,361	76,735,241.98
Decrease in 1947	.....	22,213,884	19,429,430.87	1,212,813	749,155.93	4,366,943	2,346,946.10	27,793,640	22,525,532.90

AVERAGE RATE SOLD FOR PRODUCERS ONLY

September, 1947	Per Cwt.	$39.8671
August & September, 1947	Per Cwt.	42.3294
August & September, 1946	Per Cwt.	49.4107
Decrease in 1947	Per Cwt.	7.0813

Conway	$43.4168	Kingstree	$33.8162	Mullins	$42.1508
Darlington	38.3111	Lake City	39.1473	Pamplico	38.3644
Dillon	40.4232	Loris	42.7567	Timmonsville	36.4519

STATE OF SOUTH CAROLINA, DEPARTMENT OF AGRICULTURE

J. Roy Jones, Commissioner, Columbia, South Carolina

REPORT OF TOBACCO SALES FOR OCTOBER, 1947

4 Markets—19 Warehouses

MARKETS	Number of Warehouses	Sold for Producers		Sold for Dealers		Resold by Warehousemen		Total Sales	
		Pounds	Amount	Pounds	Amount	Pounds	Amount	Pounds	Amount
Darlington	5	417,512	$118,406.74	37,762	$11,643.15	16,628	$4,335.91	471,902	$134,385.80
Lake City	4	1,586,384	495,755.35	66,260	22,632.95	90,604	32,505.45	1,743,248	550,893.75
Mullins	6	11,841,146	4,597,117.56	738,894	219,594.66	449,612	151,928.39	13,029,652	4,968,640.61
Timmonsville	4	451,672	110,375.45	22,294	5,631.92	32,788	9,296.00	506,754	125,303.37
Total Sales October, 1947	.....	14,296,714	$5,321,655.10	865,210	$259,502.68	589,632	$198,065.75	15,751,556	$5,779,223.53
Total Sales October, 1946	.....	9,364,164	3,628,468.61	928,740	295,675.38	824,226	285,179.03	11,117,130	4,209,323.02
Total Sales Season, 1947	.....	133,673,176	55,853,036.19	6,146,777	2,067,151.82	5,612,324	2,068,744.60	145,432,277	59,988,932.61
Total Sales Season, 1946	.....	150,954,510	73,589,280.57	7,423,120	2,852,480.45	10,213,861	4,502,803.98	168,591,491	80,944,565.00
Decrease in 1947	.....	17,281,334	17,736,244.38	1,276,343	785,328.63	4,601,537	2,434,059.38	23,159,214	20,955,632.39

Average Rate, Sold for Producers Only—Month of October, 1947.....$37.2229 Per Cwt.
Average Rate, Sold for Producers Only—Month of October, 1946..... 38.7484 Per Cwt.
Average Rate, Sold for Producers Only—Season, 1947..... 41.7832 Per Cwt.
Average Rate, Sold for Proudcers Only—Season 1946..... 48.7493 Per Cwt.
Decrease in Average Rate, Sold for Producers Only—Season 1947 under Season 1946.... 6.9661 Per Cwt.
Scrap Sales for Month of October, 1947 (not included in report)
Brick Warehouse, Mullins, Resold by Warehousemen, 13,178 pounds for $192.31

REPORT OF TOBACCO SALES BY WAREHOUSES AND MARKETS FOR SEASON 1947

NAME OF MARKET AND WAREHOUSE	Sold for Producers		Sold for Dealers		Resold by Warehousemen		Total Sales	
	Pounds	Amount	Pounds	Amount	Pounds	Amount	Pounds	Amount
CONWAY—								
Big Planters	1,379,890	$633,899.32	20,390	$8,888.17	54,696	$22,424.16	1,454,976	$665,211.65
Farmers	1,314,610	581,705.14	36,572	16,649.78	51,564	24,313.82	1,402,746	622,668.74
Spiveys Horry	2,408,668	1,061,667.45	184,484	67,850.89	85,138	33,583.71	2,678,290	1,163,102.05
Wests	1,723,242	760,589.12	74,348	26,168.50	70,334	23,583.37	1,867,924	810,340.99
TOTALS	6,826,410	$3,037,861.03	315,794	$119,557.34	261,732	$103,905.06	7,403,936	$3,261,323.43
DARLINGTON—								
Center Brick	1,888,230	$784,225.80	114,544	$39,048.36	66,496	$26,206.74	2,069,270	$849,480.90
Farmers Mutual	1,843,600	753,182.60	28,388	8,958.70	48,504	17,500.90	1,920,492	779,642.20
Milling	1,439,376	593,702.88	47,010	17,539.32	74,050	29,670.91	1,560,436	640,913.11
Planters	1,524,492	583,623.82	73,376	23,785.42	49,216	15,698.19	1,647,084	623,107.43
Prices	2,135,180	863,997.79	129,632	45,910.99	71,044	29,388.70	2,335,856	939,297.48
TOTALS	8,830,878	$3,578,732.89	392,950	$135,242.79	309,310	$118,465.44	9,533,138	$3,832,441.12
DILLON—								
Big Tin	1,331,154	$570,201.66	72,641	$22,708.16	41,485	$16,373.41	1,445,280	$609,283.23
Farmers Brick	1,351,535	580,990.78	78,350	25,621.39	50,371	19,594.86	1,480,256	626,207.03
Main Street	1,485,912	606,826.55	83,822	30,932.58	50,764	17,460.20	1,620,498	655,219.33
Pee Dee	1,789,612	724,432.36	111,268	40,873.54	73,324	25,551.03	1,974,204	790,856.93
TOTALS	5,958,213	$2,482,451.35	346,081	$120,135.67	215,944	$78,979.50	6,520,238	$2,681,566.52
KINGSTREE—								
Carolina	2,696,666	$1,096,067.35	80,790	$30,137.46	67,486	$23,940.20	2,844,942	$1,150,145.01
Farmers	1,938,200	764,180.16	110,522	34,653.22	253,528	83,401.15	2,302,250	882,234.53
New Warehouse Co.	2,340,347	927,411.94	54,180	16,359.28	100,060	34,504.40	2,494,587	978,275.62
TOTALS	6,975,213	$2,787,659.45	245,492	$81,149.96	421,074	$141,845.75	7,641,779	$3,010,655.16
LAKE CITY—								
Bowens	8,243,158	$3,400,346.07	344,124	$126,044.86	258,002	$101,377.15	8,845,284	$3,627,768.08
Grahams	4,473,332	1,919,519.55	80,858	21,215.80	258,178	78,105.66	4,812,368	2,018,841.01
New Home	3,275,360	1,371,196.32	154,704	49,106.95	68,826	25,034.50	3,498,890	1,445,337.77
Star No. 1	3,497,518	1,526,151.43	132,390	32,561.38	228,292	77,368.60	3,858,200	1,636,081.41
Star No. 2	4,846,828	1,933,106.95	302,710	111,592.41	236,036	72,684.85	5,385,574	2,117,384.21
Star No. 3	4,291,258	1,862,082.03	240,808	76,803.60	199,168	67,423.67	4,731,234	2,006,309.30
TOTALS	28,627,454	$12,012,402.35	1,255,594	$417,325.00	1,248,502	$421,994.43	31,131,550	$12,851,721.78

LORIS—								
Bells	1,079,238	$466,914.72	49,532	$15,619.50	52,532	$18,160.47	1,181,302	$500,694.69
Brick Nos. 1 & 2	2,371,628	1,032,070.31	60,348	19,782.75	113,686	42,999.72	2,545,662	1,094,852.78
Farmers	1,297,458	561,855.53	49,106	13,942.27	33,658	12,786.55	1,380,222	588,584.35
Harry Lewis No. 1	1,387,140	609,544.14	79,114	25,603.09	36,246	12,654.98	1,502,500	647,802.21
Harry Lewis No. 2	1,115,846	499,487.13	69,394	22,643.86	26,628	9,677.38	1,211,868	531,808.37
TOTALS	7,251,310	$3,169,871.83	307,494	$97,591.47	262,750	$96,279.10	7,821,554	$3,363,742.40
MULLINS—								
Brick	7,647,750	$3,328,350.48	221,402	$69,557.74	161,894	$59,643.92	8,031,046	$3,457,552.14
Clark	5,798,214	2,369,898.84	377,708	112,631.85	311,708	99,136.03	6,487,630	2,581,666.72
Daniel & Nichols	8,563,386	3,501,450.02	323,320	108,392.56	302,946	109,891.88	9,189,652	3,719,734.46
Dixons Nos. 1 & 2	7,571,152	3,244,180.94	508,950	167,818.20	145,750	55,952.96	8,225,852	3,467,952.10
Hardys	8,276,608	3,376,012.98	453,836	147,438.27	223,800	95,024.77	8,954,244	3,618,476.02
Independent	2,673,332	1,196,718.00	87,148	34,641.00	78,778	30,165.71	2,839,258	1,261,524.71
Neal & Dixon	5,482,978	2,378,647.98	141,322	48,104.65	135,844	52,572.47	5,760,144	2,479,325.10
TOTALS	46,013,420	$19,395,259.24	2,113,686	$688,584.27	1,360,720	$502,387.74	49,487,826	$20,586,231.25
PAMPLICO—								
Banner	831,250	$337,281.44	48,206	$17,633.39	24,226	$9,175.38	903,682	$364,090.21
Brick	1,096,706	451,563.39	35,722	12,979.04	20,886	6,544.53	1,153,314	471,086.96
Independent	1,414,952	596,078.58	78,574	29,034.21	51,238	22,342.59	1,544,764	647,455.38
Pamplico	1,089,442	434,923.89	73,334	25,983.82	24,396	8,222.94	1,187,172	469,130.65
Planters	2,066,816	858,604.37	57,612	20,731.21	38,748	15,167.10	2,163,176	894,502.68
TOTALS	6,499,166	$2,678,451.67	293,448	$106,361.67	159,494	$64,452.54	6,952,108	$2,846,265.88
TIMMONSVILLE—								
Farmers	3,349,260	$1,397,305.50	200,888	$71,526.73	261,650	$109,207.33	3,811,798	$1,578,039.56
Independent	2,926,734	1,145,668.55	131,448	42,668.52	223,578	84,755.19	3,281,760	1,273,092.26
Palmetto	3,527,068	1,388,867.01	279,368	102,312.99	244,910	99,095.89	4,051,346	1,590,275.89
Peppers Sales Co.	2,952,102	1,184,483.74	172,092	57,428.42	211,750	85,848.36	3,335,944	1,327,760.52
Planters	3,856,700	1,565,452.81	95,912	29,308.30	431,696	164,582.89	4,384,308	1,759,344.00
TOTALS	16,611,864	$6,681,777.61	879,708	$303,244.96	1,373,584	$543,489.66	18,865,156	$7,528,512.23
TOTALS For All Warehouses and Markets for Season, 1947	133,593,928	$55,824,467.42	6,150,247	$2,069,193.13	5,613,110	$2,068,799.22	145,357,285	$59,962,459.77
NOTE: The following adjustments were made in the above report due to submission of a corrected report of sales for the months of August by West Tobacco Warehouse, Conway, S. C., (—) Less (+) Plus	79,248—	$28,568.77—	3,470+	$2,041.31+	786+	$54.62+	74,992—	$26,472.84—

AVERAGE PRICE OF TOBACCO SALES BY WAREHOUSES AND MARKETS FOR AUGUST AND SEPTEMBER, 1947

NAME OF MARKET AND WAREHOUSE	Sold for Producers		Sold for Dealers		Resold by Warehousemen		Total Sales	
	Pounds	Amount	Pounds	Amount	Pounds	Amount	Pounds	Amount
CONWAY—								
Big Planters	.....	$45.93	.....	$43.59	.....	$40.99	.....	$45.71
Farmers	.....	44.24	.....	45.52	.....	47.15	.....	44.38
Spiveys Horry	.....	44.07	.....	36.77	.....	39.44	.....	43.42
Wests	.....	44.13	.....	35.19	.....	33.53	.....	43.38
Average of Total Sales	.....	$44.50	.....	$37.85	.....	$39.69	.....	$44.04
DARLINGTON—								
Center Brick	.....	$41.83	.....	$34.98	.....	$39.64	.....	$41.42
Farmers Mutual	.....	41.28	.....	31.60	.....	36.68	.....	41.02
Milling	.....	41.65	.....	36.94	.....	40.68	.....	41.47
Planters	.....	39.80	.....	33.19	.....	33.79	.....	39.34
Prices	.....	40.91	.....	35.46	.....	41.39	.....	40.63
Average of Total Sales	.....	$41.12	.....	$34.79	.....	$38.99	.....	$40.80
DILLON—								
Big Tin	.....	$42.83	.....	$31.26	.....	$39.46	.....	$42.15
Farmers Brick	.....	42.98	.....	32.70	.....	38.90	.....	42.30
Main Street	.....	40.83	.....	36.90	.....	34.39	.....	40.43
Pee Dee	.....	40.47	.....	36.73	.....	34.84	.....	40.05
Average of Total Sales	.....	$41.66	.....	$34.71	.....	$36.57	.....	$41.12
KINGSTREE—								
Carolina	.....	$40.64	.....	$37.30	.....	$35.47	.....	$40.42
Farmers	.....	39.42	.....	31.35	.....	32.89	.....	38.32
New Warehouse Co.	.....	39.62	.....	30.19	.....	34.48	.....	39.21
Average of Total Sales	.....	$39.96	.....	$33.05	.....	$33.68	.....	$39.39
LAKE CITY—								
Bowens	.....	$42.05	.....	$36.58	.....	$39.54	.....	$41.77
Grahams	.....	43.54	.....	25.86	.....	30.43	.....	42.57
New Home	.....	42.22	.....	31.37	.....	36.76	.....	41.63

Star No. 1	.....	43.63	.....	24.59	.....	33.89	.....	42.40
Star No. 2	.....	41.18	.....	37.08	.....	28.83	.....	40.46
Star No. 3	.....	43.39	.....	31.89	.....	33.85	.....	42.40
Average of Total Sales	.....	$42.58	.....	$33.18	.....	$33.63	.....	$41.85
LORIS—								
Bells	.....	$43.26	.....	$31.53	.....	$34.57	.....	$42.38
Brick Nos. 1 & 2	.....	43.51	.....	32.78	.....	37.82	.....	43.00
Farmers	.....	43.30	.....	28.39	.....	37.98	.....	42.64
Harry Lewis No. 1	.....	43.94	.....	32.36	.....	34.91	.....	43.11
Harry Lewis No. 2	.....	44.76	.....	32.63	.....	36.34	.....	43.88
Average of Total Sales	.....	$43.71	.....	$31.73	.....	$36.64	.....	$43.00
MULLINS—								
Brick	.....	$44.43	.....	$33.26	.....	$38.43	.....	$44.03
Clark	.....	41.87	.....	31.83	.....	34.72	.....	41.07
Daniel & Nichols	.....	42.86	.....	34.71	.....	37.47	.....	42.40
Dixons Nos. 1 & 2	.....	43.51	.....	34.79	.....	41.14	.....	43.04
Hardys	.....	42.49	.....	33.39	.....	42.06	.....	42.10
Independent	.....	44.76	.....	39.74	.....	38.29	.....	44.43
Neal & Dixon	.....	44.05	.....	35.10	.....	42.10	.....	43.78
Average of Total Sales	.....	$43.30	.....	$34.11	.....	$38.46	.....	$42.83
PAMPLICO—								
Banner	.....	$40.57	.....	$36.57	.....	$37.87	.....	$40.28
Brick	.....	41.17	.....	36.33	.....	31.33	.....	40.84
Independent	.....	42.12	.....	36.95	.....	43.60	.....	41.91
Pamplico	.....	39.92	.....	35.43	.....	33.70	.....	39.51
Planters	.....	41.54	.....	35.98	.....	39.14	.....	41.35
Average of Total Sales	.....	$41.21	.....	$36.24	.....	$38.52	.....	$40.94
TIMMONSVILLE—								
Farmers	.....	$41.71	.....	$35.60	.....	$41.73	.....	$41.39
Independent	.....	39.40	.....	32.49	.....	37.96	.....	39.02
Palmetto	.....	40.39	.....	36.81	.....	40.90	.....	40.17
Peppers Sales Co.	.....	40.22	.....	33.42	.....	40.60	.....	39.89
Planters	.....	41.28	.....	31.68	.....	38.62	.....	40.83
Average of Total Sales	.....	$40.66	.....	$34.71	.....	$39.84	.....	$40.32
Average of Total Sales All Warehouses, August & September, 1947	.....	$42.33	.....	$34.24	.....	$37.23	.....	$41.80

AVERAGE PRICE OF TOBACCO SALES BY WAREHOUSES AND MARKETS FOR SEASON 1947

NAME OF MARKET AND WAREHOUSE	Sold for Producers		Sold for Dealers		Resold by Warehousemen		Total Sales	
	Pounds	Amount	Pounds	Amount	Pounds	Amount	Pounds	Amount
CONWAY—								
Big Planters	.....	$45.93	.....	$43.59	.....	$40.99	.....	$45.71
Farmers	.....	44.24	.....	45.52	.....	47.15	.....	44.38
Spiveys Horry	.....	44.07	.....	36.77	.....	39.44	.....	43.42
Wests	.....	44.13	.....	35.19	.....	33.53	.....	43.38
Average of Total Sales	.....	$44.50	.....	$37.85	.....	$39.69	.....	$44.04
DARLINGTON—								
Center Brick	.....	$41.53	.....	$34.09	.....	$39.41	.....	$41.05
Farmers Mutual	.....	40.85	.....	31.55	.....	36.08	.....	40.59
Milling	.....	41.24	.....	37.30	.....	40.06	.....	41.07
Planters	.....	38.28	.....	32.41	.....	31.89	.....	37.83
Prices	.....	40.46	.....	35.41	.....	41.36	.....	40.21
Average of Total Sales	.....	$40.52	.....	$34.41	.....	$38.29	.....	$40.20
DILLON—								
Big TIn	.....	$42.83	.....	$31.26	.....	$39.46	.....	$42.15
Farmers Brick	.....	42.98	.....	32.70	.....	38.90	.....	42.30
Main Street	.....	40.83	.....	36.90	.....	34.39	.....	40.43
Pee Dee	.....	40.47	.....	36.73	.....	34.84	.....	40.05
Average of Total Sales	.....	$41.66	.....	$34.71	.....	$36.57	.....	$41.12
KINGSTREE—								
Carolina	.....	$40.64	.....	$37.30	.....	$35.47	.....	$40.42
Farmers	.....	39.42	.....	31.35	.....	32.89	.....	38.32
New Warehouse Co.	.....	39.62	.....	30.19	.....	34.48	.....	39.21
Average of Total Sales	.....	$39.96	.....	$33.05	.....	$33.68	.....	$39.39
LAKE CITY—								
Bowens	.....	$41.25	.....	$36.62	.....	$39.29	.....	$41.01
Grahams	.....	42.91	.....	26.23	.....	30.25	.....	41.95
New Home	.....	41.86	.....	31.74	.....	36.37	.....	41.30

Star No. 1	.....	43.63	.....	24.59	.....	33.89	.....	42.40
Star No. 2	.....	39.88	.....	36.86	.....	30.79	.....	39.31
Star No. 3	.....	43.39	.....	31.89	.....	33.85	.....	42.40
Average of Total Sales	.....	$41.96	.....	$33.23	.....	$33.80	.....	$41.28
LORIS—								
Bells	.....	$43.26	.....	$31.53	.....	$34.57	.....	$42.38
Brick Nos. 1 & 2	.....	43.51	.....	32.78	.....	37.82	.....	43.00
Farmers	.....	43.30	.....	28.39	.....	37.98	.....	42.64
Harry Lewis No. 1	.....	43.94	.....	32.36	.....	34.91	.....	43.11
Harry Lewis No. 2	.....	44.76	.....	32.63	.....	36.34	.....	43.88
Average of Total Sales	.....	$43.71	.....	$31.73	.....	$36.64	.....	$43.00
MULLINS—								
Brick	.....	$43.52	.....	$31.41	.....	$36.84	.....	$43.05
Clark	.....	40.87	.....	29.81	.....	31.80	.....	39.79
Daniel & Nichols	.....	40.88	.....	33.52	.....	36.27	.....	40.47
Dixons Nos. 1 & 2	.....	42.84	.....	32.97	.....	38.38	.....	42.15
Hardys	.....	40.78	.....	32.48	.....	42.45	.....	40.41
Independents	.....	44.76	.....	39.74	.....	38.29	.....	44.43
Neal & Dixon	.....	43.38	.....	34.03	.....	38.70	.....	43.04
Average of Total Sales	.....	$42.15	.....	$32.57	.....	$36.92	.....	$41.59
PAMPLICO—								
Banner	.....	$40.57	.....	$36.57	.....	$37.87	.....	$40.28
Brick	.....	41.17	.....	36.33	.....	31.33	.....	40.84
Independent	.....	42.12	.....	36.95	.....	43.60	.....	41.91
Pamplico	.....	39.92	.....	35.43	.....	33.70	.....	39.51
Planters	.....	41.54	.....	35.98	.....	39.14	.....	41.35
Average of Total Sales	.....	$41.21	.....	$36.24	.....	$38.52	.....	$40.94
TIMMONSVILLE—								
Farmers	.....	$41.71	.....	$35.60	.....	$41.73	.....	$41.39
Independent	.....	39.14	.....	32.46	.....	37.90	.....	38.79
Palmetto	.....	39.37	.....	36.62	.....	40.46	.....	39.25
Peppers Sales Co.	.....	40.12	.....	33.37	.....	40.54	.....	39.80
Planters	.....	40.59	.....	30.55	.....	38.12	.....	40.12
Average of Total Sales	.....	$40.22	.....	$34.47	.....	$39.56	.....	$39.90
Average of Total Sales All Warehouses for Season 1947	.....	$41.78	.....	$33.64	.....	$36.85	.....	$41.25

TOBACCO SOLD BY PRODUCERS ON SOUTH CAROLINA MARKETS

Comparison By Years

Year	Pounds	Amount	Ave. Rate
1909	31,820,501	$2,315,107.33	8.35
1910	18,802,875	1,604,685.44	8.70
1911	11,101,006	1,352,362.84	12.30
1912	24,337,912	2,653,443.68	10.90
1913	33,299,561	4,584,339.51	13.77
1914	41,101,651	3,979,303.82	9.68
1915	37,995,284	2,765,372.10	7.02
1916	20,079,903	2,813,448.87	14.11
1917	51,080,083	11,794,431.78	24.09
1918	62,173,631	19,311,497.86	31.06
1919	81,156,470	18,548,559.15	20.10
1920	66,342,611	15,805,685.43	23.80
1921	43,533,586	4,881,028.03	11.21
1922	42,586,756	8,743,061.00	20.53
1923	77,791,783	16,290,045.22	20.94
1924	45,521,604	7,392,498.60	16.24
1925	70,863,812	11,706,701.74	16.52
1926	56,775,614	13,411,420.81	23.62
1927	75,579,367	15,471,559.65	20.47
1928	82,148,173	10,482,678.91	12.76
1929	82,333,055	12,732,893.84	15.46
1930	*77,017,302	9,267,876.87	12.03
1931	*65,185,796	5,960,835.50	9.14
1932	36,251,281	4,137,642.44	11.41
1933	81,676,897	10,287,311.57	12.59
1934	52,952,175	11,434,993.61	21.60
1935	84,585,308	15,887,753.08	18.56
1936	69,841,461	13,980,188.52	19.88
1937	101,352,469	21,112,829.88	20.83
1938	86,670,522	19,271,695.04	22.23
1939	117,217,526	17,063,399.26	14.55
1940	74,803,580	10,885,727.88	14.55
1941	57,950,536	14,601,366.16	25.20
1942	87,385,846	32,657,941.03	37.37
1943	77,588,742	30,153,977.92	38.86
1944	115,992,147	49,963,785.70	43.08
1945	124,745,778	54,817,180.42	43.94
1946	150,954,510	73,589,280.57	48.74
1947	133,593,928	55,824,467.42	41.78

1930—Report of S. C. Tobacco Growers' Marketing Association 16,866,240
1931—Report of S. C. Tobacco Growers' Marketing Association 1,382,332

* This amount does not include the amount received by the S. C. Tobacco Marketing Assn.

S. C. STATE LIBRARY